

Adult Trap Data - Detail

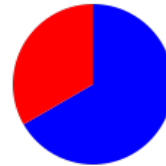
Start Date: 08/18/2024 End Date: 08/19/2024

Louisville, CO

Trap #	Date	Species	Count	Percent
LO-01	CDC Light Trap	Boulder Louisville Coal Creek At Dillon Road		
		08/18/2024	<i>Aedes dorsalis</i>	1 2.1%
		08/18/2024	<i>Aedes vexans</i>	1 2.1%
		08/18/2024	<i>Anopheles freeborni</i>	4 8.5%
		08/18/2024	<i>Culex pipiens</i>	13 27.7%
		08/18/2024	<i>Culex tarsalis</i>	28 59.6%
Total			47	








Trap #	Date	Species	Count	Percent
LO-04	CDC Light Trap	Boulder Annette A. Brand Park/Louisville Reservoir		
		08/19/2024	<i>Aedes vexans</i>	12 66.7%
		08/19/2024	<i>Culex pipiens</i>	1 5.6%
		08/19/2024	<i>Culex tarsalis</i>	5 27.8%
Total			18	



Trap #	Date	Species	Count	Percent
LO-08	CDC Light Trap	Boulder Louisville SE - Coal Creek Aspen Way		
		08/18/2024	<i>Aedes vexans</i>	12 31.6%
		08/18/2024	<i>Anopheles freeborni</i>	7 18.4%
		08/18/2024	<i>Culex pipiens</i>	2 5.3%
		08/18/2024	<i>Culex tarsalis</i>	17 44.7%
Total			38	





		TOTAL	%
	<i>Aedes-Oc</i>	26	25.2%
	<i>Anopheles</i>	11	10.7%
	<i>Culex</i>	66	64.1%
	<i>Culiseta</i>	0	0.0%
	<i>Other</i>	0	0.0%