


Adult Trap Data - Detail

Start Date: 08/11/2024 End Date: 08/12/2024

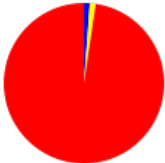
Louisville, CO

Trap #	Date	Species	Count	Percent
LO-01	CDC Light Trap	Boulder Louisville Coal Creek At Dillon Road		
		08/11/2024	<i>Aedes vexans</i>	1 6.3%
		08/11/2024	<i>Anopheles freeborni</i>	2 12.5%
		08/11/2024	<i>Culex pipiens</i>	3 18.8%
		08/11/2024	<i>Culex tarsalis</i>	10 62.5%
Total			16	




- *Aedes-Oc*
- *Anopheles*
- *Culex*
- *Culiseta*
- *Other*

LO-04	CDC Light Trap	Boulder Annette A. Brand Park/Louisville Reservoir		
		08/11/2024	<i>Aedes vexans</i>	1 1.2%
		08/11/2024	<i>Anopheles freeborni</i>	1 1.2%
		08/11/2024	<i>Culex pipiens</i>	11 12.9%
		08/11/2024	<i>Culex tarsalis</i>	72 84.7%
Total			85	



- *Aedes-Oc*
- *Anopheles*
- *Culex*
- *Culiseta*
- *Other*

LO-08	CDC Light Trap	Boulder Louisville SE - Coal Creek Aspen Way		
		08/11/2024	<i>Aedes nigromaculis</i>	1 1.3%
		08/11/2024	<i>Anopheles freeborni</i>	3 3.8%
		08/11/2024	<i>Culex pipiens</i>	22 28.2%
		08/11/2024	<i>Culex tarsalis</i>	51 65.4%
		08/11/2024	<i>Culiseta inornata</i>	1 1.3%
Total			78	



- *Aedes-Oc*
- *Anopheles*
- *Culex*
- *Culiseta*
- *Other*



		TOTAL	%
	<i>Aedes-Oc</i>	3	1.7%
	<i>Anopheles</i>	6	3.4%
	<i>Culex</i>	169	94.4%
	<i>Culiseta</i>	1	0.6%
	<i>Other</i>	0	0.0%