

Adult Trap Data - Detail

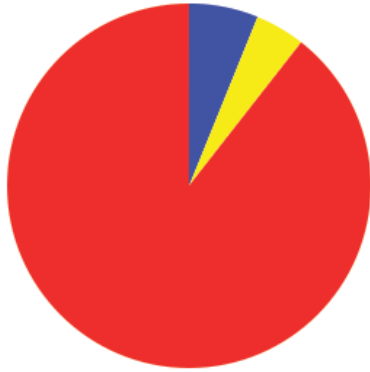
Start Date: 08/04/2024 End Date: 08/05/2024






Louisville, CO

Trap #	Date	Species	Count	Percent
LO-01	CDC Light Trap	Boulder Louisville Coal Creek At Dillon Road		
		08/04/2024	<i>Aedes vexans</i>	4 3.2%
		08/04/2024	<i>Anopheles freeborni</i>	1 0.8%
		08/04/2024	<i>Culex pipiens</i>	6 4.8%
		08/04/2024	<i>Culex tarsalis</i>	114 91.2%
Total			125	

LO-04	CDC Light Trap	Boulder Annette A. Brand Park/Louisville Reservoir		
		08/05/2024	<i>Aedes vexans</i>	3 4.5%
		08/05/2024	<i>Culex pipiens</i>	3 4.5%
		08/05/2024	<i>Culex tarsalis</i>	61 91.0%
Total			67	

LO-08	CDC Light Trap	Boulder Louisville SE - Coal Creek Aspen Way		
		08/04/2024	<i>Aedes vexans</i>	11 10.9%
		08/04/2024	<i>Anopheles freeborni</i>	12 11.9%
		08/04/2024	<i>Culex pipiens</i>	4 4.0%
		08/04/2024	<i>Culex tarsalis</i>	74 73.3%
Total			101	



		TOTAL	%
	<i>Aedes-Oc</i>	18	6.1%
	<i>Anopheles</i>	13	4.4%
	<i>Culex</i>	262	89.4%
	<i>Culiseta</i>	0	0.0%
	<i>Other</i>	0	0.0%