



Polk/Dahlia Traffic Concerns

July 26, 2023

Welcome! What are we here to discuss?

- Education – Traffic Laws, Terminology, Perspectives
- Data – Observations and Information
- Expectations – What are resident expectations?
- Future – What does the path forward look like for this corridor?

Terminology

- All Ages and Abilities – 8 years (3rd Grade) old to 80 years old
- 85th Percentile Speed – The speed at which or below 85 percent of drivers are traveling.
- Average Daily Traffic (ADT) – Average amount of traffic on a street each day.

Colorado Traffic Law (CRS 42-4-802)

- (1) When traffic control signals are not in place or not in operation, the driver of a vehicle shall yield the right-of-way, slowing down or stopping if need be to so yield, to a pedestrian crossing the roadway within a crosswalk when the pedestrian is upon the half of the roadway upon which the vehicle is traveling or when the pedestrian is approaching so closely from the opposite half of the roadway as to be in danger.

City Expectation: Drivers stop and wait at crosswalks when pedestrians are present and show intent.

- (3) A pedestrian shall not suddenly leave a curb or other place of safety and ride a bicycle, electrical assisted bicycle, or electric scooter, or walk or run into the path of a moving vehicle that is so close as to constitute an immediate hazard.

City Expectation: Pedestrians and Bicyclists be prepared to stop at all crossings.

Data

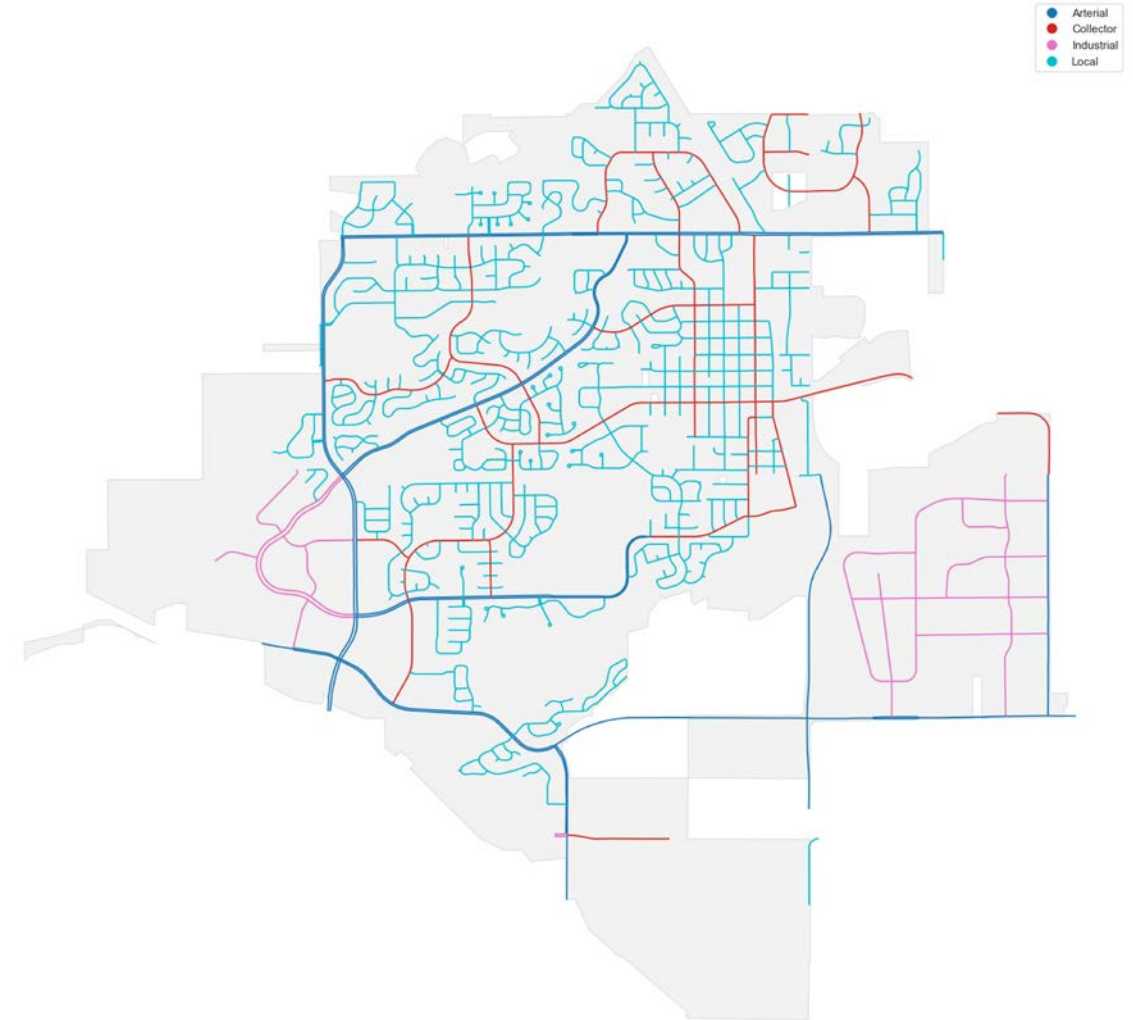
- Speed and Volume Study (6 Locations)
- Street Light Data (Cell Phone Data)
- 10 Years of Accident Data (No Trend or Pattern within Corridor)
- Reviewed All Intersection Vision Clearance Areas in Accordance with City Code

Traffic Calming Considerations

- Volume of Traffic and Road Classification (ADT)
- Posted Speed vs 85th Percentile (Survey)
- School, Regional Trail, Vulnerable Community, Other Factors
- Context of Road Uses – Residential, Commercial, Industrial
- Residential On Street Parking
- Police and Fire Delay/Response Times

Road Classification

Classification	Average Daily Traffic (Vehicles)
Arterial	5,000 - 30,000
Collector	1,500 - 5,000
Local	0 - 1,500
Industrial	0 - 1,500



Speed Data

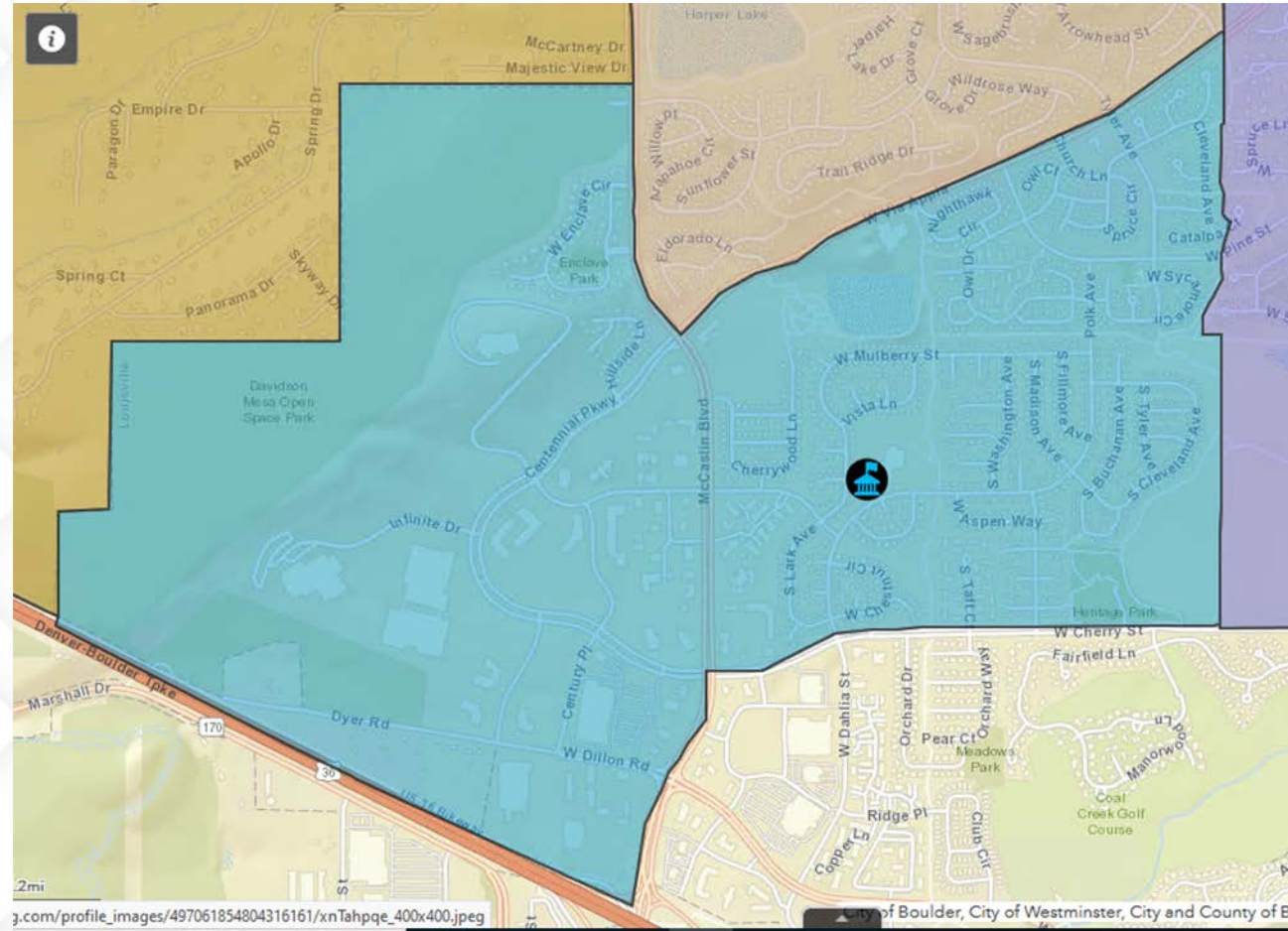
Location	ADT	85th mph (N/S)
1	3,347	25/24
2	2,949	29/29
3	2,957	29/31
4	2,548	23/24
5	2,973	32/28
6	2,744	27/26

City might consider mitigation at 3 mph over.

Law Enforcement may ticket 5 mph and over.

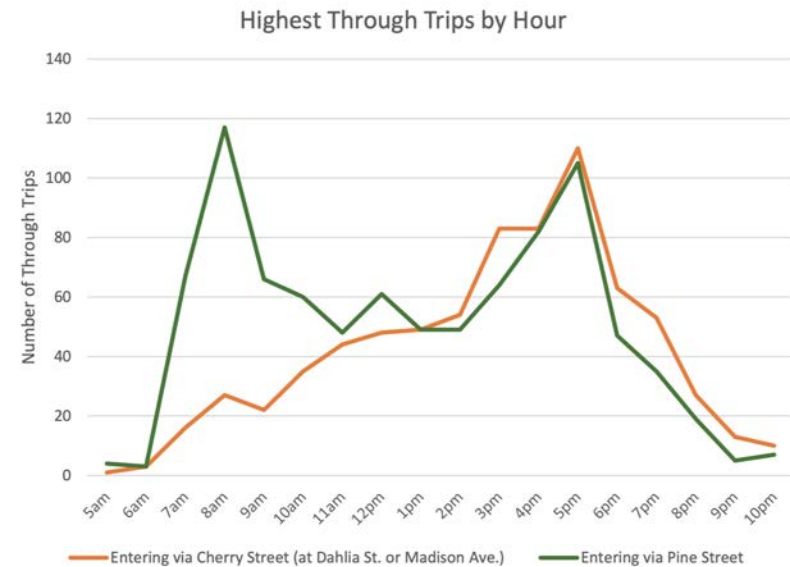
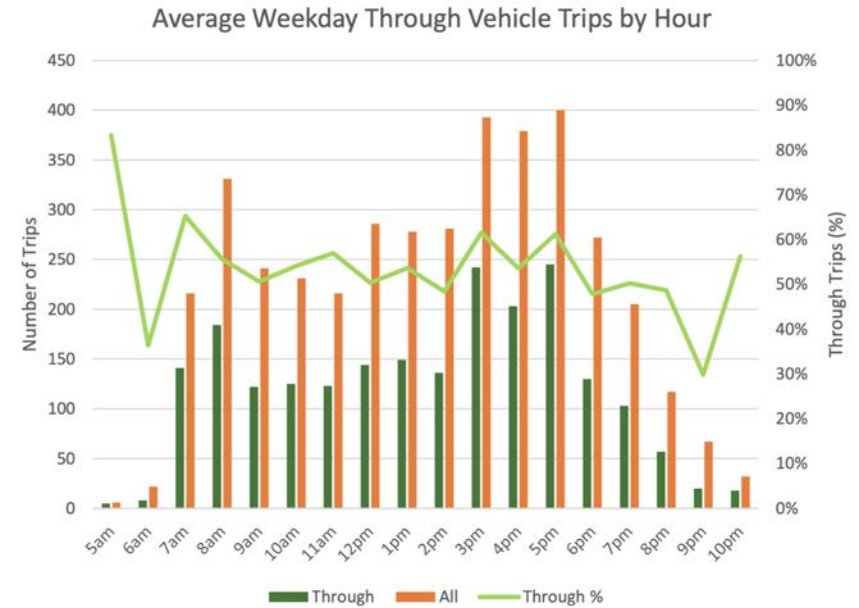


Fireside Elementary Attendance Area



Streetlight Data

- Approximately 50% of traffic is cut through traffic.
- The highest cut through timeframe is 7am-8am and 3pm-6pm.



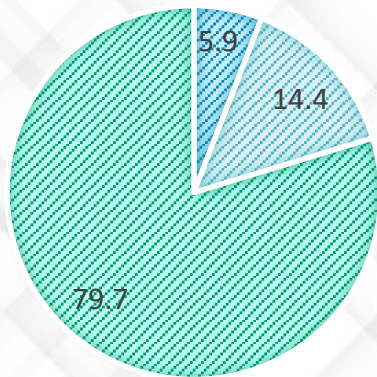
Neighborhood Survey

- Notification to roughly 1,300 households (9% Responded).
- Survey open for 3 weeks.
- QR Code Signs provided near school and trail crossings for 2 weeks.

The Posted Speed Limit is 25mph

DO YOU BELIEVE THIS IS REASONABLE?

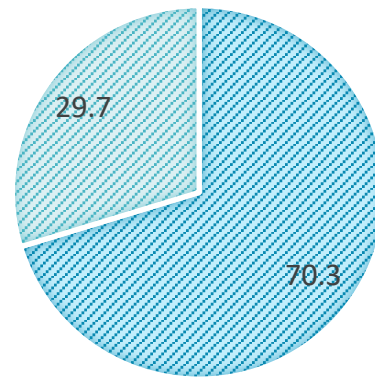
■ Too Slow ■ Too Fast ■ Good As Is



80% Believe Speed Limit Is Reasonable

DO YOU THINK THERE IS A SPEEDING PROBLEM?

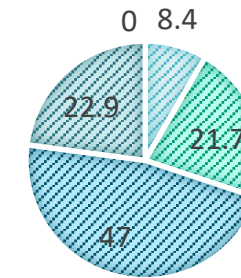
■ Yes ■ No



70% Believe There is a Speeding Problem

IF YES, HOW SEVERE IS THE PROBLEM? (5 - VERY BAD)

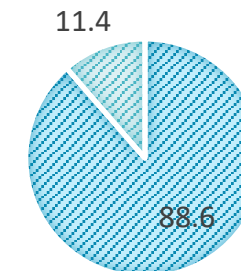
■ 1 ■ 2 ■ 3 ■ 4 ■ 5



70% of Yes, Believe 4-5 Severity Problem

IF NO, DO YOU FEEL SAFE USING THE STREET?

■ Yes ■ No

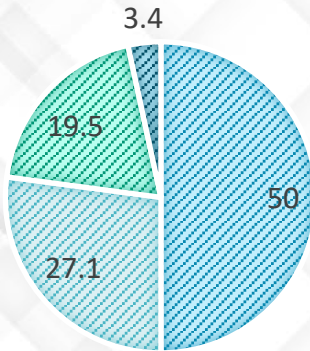


89% of No, Feel Safe

Corridor Concerns and Behavior

HOW WOULD YOU CHARACTERIZE CONCERNS?

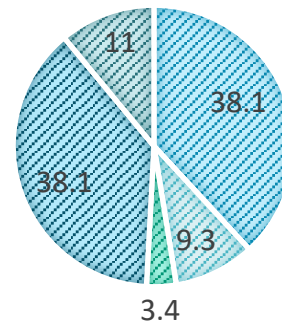
■ The Whole Corridor
 ■ No Opinion
 ■ Specific Location
 ■ Other



50% Believe The Whole Corridor is a Problem

WHO ARE THE MAJORITY OF SPEEDERS?

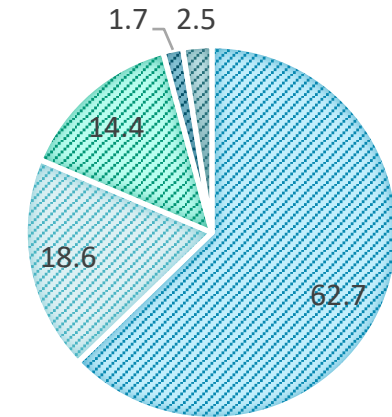
■ Residents
 ■ Delivery/Contractors
 ■ School Traffic
 ■ Cut Thru
 ■ Other



Most People Believe Cut Thru and Residents are the Problem

ARE PEDS AND BIKES PRACTICING SAFE HABITS?

■ Yes
 ■ No
 ■ Unsure
 ■ Other
 ■ List Observed



63% Believe Peds and Bikes Practice Safe Habits

Where do you cross while walking or biking?



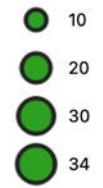
Where do you most often see **other people cross** while walking or biking?



Where is it **challenging for drivers to see** people walking or biking?



Where is it **challenging for people walking or biking** to see drivers?



Survey Concern Comments

- Speeding.
- Safety of Children.
- Trail Bump Outs and Bicyclists Merging with Traffic.
- Vehicles Disobeying Stop Signs or Yield Signs.
- Pedestrians or Bikes not Looking Before Crossing.

What are your expectations moving forward?