

## ***Open Space Advisory Board***

### ***Agenda***

**June 14th, 2023**

**Library 1<sup>st</sup> Floor Meeting Room**

**951 Spruce Street**

**7:00 PM**

*Members of the public are welcome to attend and give comments remotely; however, the in-person meeting may continue even if technology issues prevent remote participation.*

- *Call in to: +1 346 248 7799 or +1 408 638 0968 or 877 853 5247 (Toll Free)  
Webinar ID: 883 3175 6380 or*
- *You can log in via your computer. Please visit the City's website here to link to the meeting: [www.louisvilleco.gov/osab](http://www.louisvilleco.gov/osab)*

*The Council will accommodate public comments during the meeting. Anyone may also email comments to the Council prior to the meeting at [EmberB@LouisvilleCO.gov](mailto:EmberB@LouisvilleCO.gov)*

1. Call to Order
2. Roll Call
3. Approval of Agenda
4. Approval of Minutes
5. Public Comments on Items Not on the Agenda
6. 7:05 pm Information Item: Staff Updates, Presented by Adam Blackmore, Director of Parks, Recreation, and Open Space (10 Minutes)

---

Persons planning to attend the meeting who need sign language interpretation, translation services, assisted listening systems, Braille, taped material, or special transportation, should contact the City Clerk's Office at 303 335-4536 or [MeredythM@LouisvilleCO.gov](mailto:MeredythM@LouisvilleCO.gov). A forty-eight-hour notice is requested.

Si requiere una copia en español de esta publicación o necesita un intérprete durante la reunión, por favor llame a la Ciudad al 303.335.4536 o 303.335.4574.

---

---

**City of Louisville**

*Open Space Division 749 Main Street Louisville CO 80027  
303.335.4776 (phone) [www.LouisvilleCO.gov](http://www.LouisvilleCO.gov)*

7. 7:15 pm Information item: Board Updates (15 Minutes)
  - A. Dog Park Tiger Team
  - B. Bee City USA Tiger Team
  
8. 7:30 pm Update Item: Sales & Use Tax Task Force Updates. Presented by Jessamine Fitzpatrick and Helen Moshak, Tax Task Force Members (20 Minutes)
  
9. 7:50 pm Discussion Item: Land Acquisition Process and Timeline. Presented by Laura Scott Denton and Michiko Christiansen, Acquisition Tiger Team (20 Minutes)
  
10. 8:10 pm Discussion Items for July Meeting:
  - A. Update 2023 OSAB Goals & Accomplishment
  - B. Trail Planning Process Update
  - C. Wildfire Risk & Hazard Assessment Final Report
  
11. Adjourn

## Open Space Advisory Board Meeting Minutes

Wednesday May 10, 2023, 6:00pm  
Louisville Public Library, 1<sup>st</sup> Floor Meeting Room  
951 Spruce Street

**1. Call to Order**

David called the meeting to order at 6:08 pm.

**2. Roll Call**

OSAB Members Present: David Blankinship, Laura Scott Denton, Susan McEachern, Helen Moshak, Jessamine Fitzpatrick, Jojo Follmar, and Michiko Christiansen

OSAB Board Members Absent: Charles Danforth

Staff Members Present: Ember Brignull, Adam Blackmore

**3. Approval of Agenda**

Susan moved to approve the agenda as written. Laura seconded the motion. The motion passed unanimously.

**4. Approval of Previous Meeting's Minutes**

Susan moved to approve the April 2023, OSAB meeting minutes without edits. Jojo seconded the motion. The motion passed unanimously. Helen asked staff about the memo the board wrote to Council about OSAB's role after the April meeting. Adam confirmed that that memo will be included into the Council packet.

**5. Informational Item: Staff Update provided by Ember Brignull, Open Space Superintendent and Adam Blackmore, Director of Parks, Recreation, and Open Space.**

Ember pointed out a few highlights from the staff updates in the May meeting packet.

She has generally heard positive feedback from citizens about the cattle currently grazing on Davidson Mesa. She related some of the lessons they have learned from the program already. The last day for cattle grazing is May 18<sup>th</sup>. The herbicide contracts will begin shortly thereafter. There will be 700 goats on North Open Space for 8 days in late May. The plan is to have lots of goats but only for a short period of time. Ember pointed out that the goal for cattle and for the goats are slightly different. The goal of the cattle on Davidson Mesa is about long-term habitat restoration and fuel mitigation. The goal for the goats on North Open Space is currently more about fuels reduction. Susan asked if

there would be a final evaluation of these grazing efforts. Ember said that both contractors would report to OSAB in the fall.

Susan asked if there were any updates on Redtail Ridge. Ember said staff has received recent revisions to the Redtail Ridge plans, but to Ember's view they are very similar to the previous plans for vegetation and trails on the dedicated Open Space that OSAB has seen before.

Adam announced that the Task Force for the Open Space and Parks sales tax will meet on Monday at the Rec Center at 6:00 p.m. to discuss the results from recent citizen polling. The agenda for this meeting will be posted by Friday. This is a public meeting, so the public can attend it.

David asked for updates on the Coal Creek Trail and the Dillon Rd. area trails. Adam said that there were no new updates.

David asked about the prairie dog management plans in the packet. Ember said that they make management decisions based on the City's prairie dog management plan. They are hoping to relocate Davidson Mesa prairie dogs to the Black Footed Ferret recovery location. They are also looking to relocate prairie dogs who have made burrows on trails. In some areas PERC is being recommended adjacent to trails. She added that Davidson Mesa is the one City open space property that seems to have experienced a prairie dog population boom after the Marshal Fire.

Helen asked for an update on the wayfinding project. Ember explained that the design contractor is still working on the final edits of the design specifications and map template.

**6. Board Updates**

Susan noted that the Bee City USA committee has lots of plans, but they are all in preliminary stages.

Susan noted that PPLAB has prioritized planning for the Cottonwood Master Plan, and she wasn't sure whether a dog park would be part of it. Adam thought that PPLAB would first evaluate whether further dog facilities were needed before deciding if they wanted to include one at Cottonwood Park. They are considering other city-owned land for a dog park siting, as well. Helen pointed out that while PPLAB considers usage, they should include users using open space for unauthorized dog off-leash. Adam agreed and thought there are lots of people using parklands this way.

National Trails Day will be June 10<sup>th</sup>, at Harper Lake from 9:00 a.m. – 1:00 p.m.

David noted that the 104<sup>th</sup> Street Trail has been recently re-aligned nicely around curves.

There will be a discussion of a proposed Dark Skies ordinance at an upcoming Council meeting.

**7. Discussion Item: Consideration of questions posed by City Manager regarding Board roles and interactions with City Council. Presented by David Blankinship, OSAB Chair**

David shared the email from City Manager Durbin (see meeting packet). Council will discuss this topic further on June 6<sup>th</sup>. The Board discussed each of the City Manager's questions, one at a time.

*"What do you consider to be the purpose and role of your body?"*

Helen shared the language regarding the role of OSAB written in the City Charter – <https://www.louisvilleco.gov/home/showpublisheddocument/64/635500284987870000>.

The charter establishes OSAB as a permanent board (§10) and describes a framework of the advisory subjects including defining passive recreation, property inventory, management, classification, and transfers (§15). David said he also found language in the municipal code that was pertinent. He read the relevant section that said that OSAB should be consulted in an advisory role on: "inventory of city open space, open space master plan, trails master plan, land classifications, open space aspects of development proposals, open space management, environmental education, etc." Laura asked David what the code said about OSAB's role regarding trails. David said that in some places it talks about trails in general and in other places it talks about trails specifically on open space. Laura said she considers one of OSAB's roles to be to advise on new and proposed trails, and to consider the City's trail network and specifically how it functions as a network. She based this opinion on previous instruction and on the fact that a trail network works best when considered holistically. David added that in the bylaws of PPLAB, trails are not mentioned as one of their purviews. Helen pointed out that commenting on Open Space budgeting should be included on this list.

*"What have been your greatest successes and failures?"*

Helen commented that wayfinding has been both: the planning and proposals have been wonderful and promising, but the new signs have not been delivered, even after ten years. David said the acquisition of the Mayhoffer property should be considered a success. David also thought that the Board's recent rally around not paving Coal Creek Trail counted as a success, but it revealed a lot of process and communication problems between Council and the Board. Susan suggested convincing the City not to require open space volunteers to have background checks is a success. Michiko suggested that the board has shown a history of very successful teamwork. Jojo suggested that communication with Council is a process failure, in both directions. David described the creation of the "Half-and-half trail" section of the Coal Creek trail on Aspen Way and Roosevelt as an example of this sort of process failure given that the City Council ignored OSAB's recommendation that the trail be entirely crusher fines and subsequently paved

the entire section. Jessamine suggested that the meeting about Redtail Ridge last summer was a failure in planning and preparation, as the Board was asked to opine about a proposal they were not given adequate time to understand, but she felt it was a success in that the Board said they could not comment at that time, despite being pressured to do so. She went on to say that the Board needs more training on its role and responsibilities during quasi-judicial meetings for circumstances like that. Helen said that a success has been OSAB's advocacy for improved transparency about how the Open Space/Parks Sales tax money has been allocated. Laura said that the advocacy for both the Ranger Program and the staff Senior Naturalist position came from this Board, and those programs should both be seen as successes.

*"How is your process to develop your annual work plan? How does it align with Council's work plan?"*

Helen thought this could be summarized by a quick write up of the Board's goals document process. David thought the OSAB goals document could be a little more structured in terms of scheduling. Jessamine thought that the Board should always be given the Council's work plan (like it was this year), adding that it would be useful to have staff's work plan, too. David would like to see Council's advance agendas be automatically pushed out to all boards, so the boards could remain abreast of Council's topics.

*"If Council will be considering changes, what changes would you recommend?"*

Jessamine would not recommend combining the Open Space Advisory Board with any other boards. Jojo said the Board should be assigned more formal oversight over trails, but otherwise not changed. David suggested streamlining the process to deliver memos to Council. He would like to have a discussion of how Council receives communications from all boards and commissions. He stated that it should be easier and more effective for the considered opinion of the Board to get the ear of Council than a random citizen who shows up to a Council meeting. Helen recommended re-instituting a true Council study session involving Council and OSAB, so that communication and discussion is direct, dynamic and open to the public. An informal dinner before would be nice but not effective or productive as a study session alternative. David asked whether the Board liked having a Council liaison attend meetings better than having a study session. Helen and Jessamine pointed out that a liaison is a single person who does not necessarily represent the whole Council and won't always be able to attend, but Helen does like that the liaison is useful for actively bringing information to the Board. Michiko thought it might be difficult to get a Council member to commit to coming to every meeting, so maybe study sessions would be more reliable. She also commented on how useful the OSAB mentorship program has been to her during her on-boarding process. David asked the Board what they think about term limits for Board members. Susan said she thought there should not be term limits. Michiko thought that maybe board term limits could be the same as City Council term limits. Jessamine said she was open towards term limits, but that they should be a long

length. Laura felt that there shouldn't be term limits, noting that there seems to be a natural turn-over of Board members, with a few new members every year. She noted that it has been a strength of OSAB that while there have been some members who have served a long time, there has been a reliable rotation of people serving as the chair. She added that while long-serving board members are helpful for maintaining institutional knowledge, it's productive not to have one person dominate the chair seat. Susan commented that some boards have trouble recruiting and retaining members, so a one-size-fits-all decree on term limits might not be helpful. Jojo said that they appreciate the continuity of longer-term members. The board didn't reach a consensus about whether there should be term limits, but it was united in the opinion that if there were term limits, they should be quite long.

*"Do you feel that your body has been effective or ineffective?"*

The Board felt that it had already addressed this question in the discussion above.

*"What are the practices of your body in regards to agenda development, meeting duration and meeting tempo?"*

Jessamine said that the Board sometimes spends too long on discussions and sometimes wants to discuss things not listed on the agenda. Otherwise the Board felt that it did okay with this.

**8. Discussion Item: The role of OSAB in city wide trails planning and design and construction review, Presented by David Blankinship, OSAB Chair, and Adam Blackmore, Director of Parks, Recreation, and Open Space**

The meeting ran out of time. Adam said he'd be willing to have a discussion of this topic off-line, maybe including PPLAB.

**9. Adjourn**

The meeting adjourned at 7:05.

**Joint Meeting Between:  
Louisville Open Space Advisory Board & Superior Open Space Advisory  
Committee Meeting Minutes**

Wednesday May 10, 2023, 7:00pm  
Louisville Public Library, 1<sup>st</sup> Floor Meeting Room  
951 Spruce Street

**10. Call to Order**

David called the meeting to order at 7:10 pm.

**11. Roll Call & Board Member Introductions**

Louisville OSAB Members Present: David Blankinship, chair, Laura Scott Denton, Charles Danforth, Susan McEachern, Helen Moshak, Jessamine Fitzpatrick, Jojo Follmar, and Michiko Christiansen

Louisville OSAB Board Members Absent: Charles Danforth

Superior OSAC Member Present: Rita Trainor, Nathan Fair, Mike McDonnell, Amber Greves, Christy Verbeck, Ryan Welch

Louisville and Superior staff members present: Ember Brignull, Adam Blackmore, Leslie Clark

**12. Approval of Agenda**

Rita Trainor from Superior OSAC wanted to edit Item 17 on the agenda. She noted that Leslie Clark will present this Item alone, without Karen Neuse. For Item 18, Rita noted a typo: Ryan Welch's name was misspelled in the agenda packet. It has been corrected in the minutes. Rita moved to approve the agenda with those notes. Nathan seconded the motion. The motion passed unanimously.

**13. Public Comments on Items Not on the Agenda**

-none-

**14. Information Item: Board members introductions**

This was done during the roll call (Item 11).

**15. Discussion Item: Wildfire Mitigation Opportunity Recommendations for Louisville Public Lands. Presented by Bill Szafranski, Lynker, and Meg Matonis, PhD, The Ember Alliance.**



Bill Szafranski presented his slides (see meeting packet) to both OSAB and OSAC. Meg Matonis was present on Zoom and presented the second half of the discussion. The project's objective was to identify wildfire risk hazards to and from public lands and to develop mitigation suggestions for Louisville's public lands. The project will include communication to citizens in open houses and a final report document. They are also going to help the City research potential grants for mitigation work.

Mr. Szafranski shared several maps their team used in their modeling: maps that showed high-value city properties, the wildland-urban interface (WUI), and land ownership. Other maps showed state-level fire behavior modeling and how the team produced a wildfire hazard metric: a combination of burn probability and fire intensity (flame length). He said that the state would be shortly releasing an updated version of their fire behavior modeling, which will be incorporated into his models as soon as it was available. These maps were used to generate a map of the wildfire risk in Louisville.

The Ember Alliance is a not-for-profit alliance that helps communities and homeowners work on wildfire mitigation and resilience. Dr. Matonis is a forest ecologist and firefighter who worked on the part of this project that explored options for mitigation. She emphasized that this work is both based on science and social conditions/values.

Her team evaluated twelve properties that are city-owned parcels and created 2-3 page site summaries that describe each parcel's wildfire risk hazard, based on their specific vegetation and fuel loads, their exposure and susceptibility, maintenance, and their potential mitigation measures. She shared the document proposed for the Recreation/Senior Center, showing the suggested potential mitigation strategies.

Dr. Matonis particularly pointed out that the wooden fences that back to open space (privately owned) were concerning to her, but also noted that she did not see that there had been any substantial mismanagement by the City on open space. She mentioned that prairie dogs were probably helpful for creating discontinuous fire breaks.

Mr. Szafranski pointed out upcoming dates for this project, such as the second public open house on May 24th.

Susan asked whether there was consideration of the life cycles of prairie grasses and the wildlife habitat, when mowing is recommended. She was particularly concerned that native grasses be given a chance to re-seed before they were mowed. Dr. Matonis noted this is definitely a trade-off between mowing for fire mitigation and protecting habitat, and suggested that one way to conserve height heterogeneity might be by grazing, as grazers tend to work in patches.

Jojo pointed out that removing pine needles and mulch might be harmful, as they provide habitat for wildlife and help with soil water retention. Dr. Matonis pointed out that mulch under trees can act as a fuel during the winter, but in the summer, mulch retains moisture and may reduce fire risk. She used this as an example of the complexity of fire mitigation.

Helen asked about the mitigation potential of some of the new hybrid buffalo grasses that stay low and are related to native species. Dr. Matonis didn't have any information about them.

Helen was surprised and concerned that open space was ranked third in the "relative importance" part of the wildfire risk mode and asked if this ranking took into account # of users, # of acres, # of partnerships with neighboring governments, # of points of contact with residents and land owners, etc., She felt that the public would want an explanation of this. David thought it might reflect some sort of cost of replacement consideration. Mr. Szafranski said these relative importance numbers came from their evaluation, not the City. Laura pointed out that there are surveys that rank open space as the most popular city amenity to the citizen, so data about how citizens' rankings the relative importance of city amenities do exist. Mr. Szafranski said these surveys would be helpful data.

Amber Greve asked when the full report would be available. Mr. Szafranski said there is not an exact date: part of it will depend on when the new state fire behavior data comes out. Amber continued that she was very interested in the role of grazers and prairie dogs on wildfire mitigation. Dr. Matonis added that Boulder County land managers are currently studying how to both retain native species and reduce wildfire risk.

Ryan Welch asked how sensitive these models are to the model inputs. Mr. Szafranski replied that this is always useful to think about.

Helen asked whether there was some way for the City to share mitigation responsibility at ditches with the ditch companies. She also asked about incentives for private landowners who have fallow land to mitigate their land, including grants and incentives for landowners to replace fences. Mr. Szafranski liked these ideas. Ember said that there will be a section in the report for additional recommendations and opportunities for the City that aren't strictly on open space/park land. Helen asked if the City going to feed this plan into a larger conversation about fire preparedness that includes the role of the fire department, coordination between communities, first responder emergency plans, citizen alerting and managing traffic during evacuation. Adam explained that the City is working in all of these areas and that this comprehensive approach is part of a bigger, on-going review.

Laura pointed out that the mitigation efforts she had heard about (e.g. mowing, fences, and firebreaks) could be effective for "normal" fires, but the citizens all know that the

Marshall Fire was an abnormal event. She felt that not acknowledging the limitation of these proposals to the public would undermine citizen trust in this project. Dr. Matonis agreed with this and said that this would be addressed up-front in the public meetings. She added that they need to convince the community that there are benefits to this level of mitigation, but that all mitigations have a “fail point.” Adam added that the citizens need to see this as part of a metric of planning that includes things like evacuations.

David said that he was curious about the role of controlled burns and was surprised not to see it in the plan. Dr. Matonis said that prescribed burns are part of mitigation recommendations for other parcels, just not at the Rec. Center.

**16. Discussion Item: Superior Marshall Fire Update, presented by Leslie Clark, Superior PROS Director**

Leslie handed out a sheet of paper condensing the recent actions of town staff, the Mountain View Fire Protection District, and Boulder County. Her list of current efforts include:

- Establishing best practices from all mitigation efforts that are shared and supported by all partners.
- Actively mapping current open space conditions, hazards, high fire risk areas, vegetation covers, fuel loads, and sharing this data with all partners.
- Initiating pilot projects in goat grazing, mowing, fuel reduction, public education, volunteer open space steward program, xeriscape and fire-resistant design on new park areas.
- Completing grant applications to support wildfire hazard mitigation efforts.
- Using current resources (youth corps, volunteers, volunteer ambassadors, advisory committees, staff) to reduce existing fuel loads.
- Adopting fire resistant fence ordinance for the Sagamore neighborhoods.
- Planning budgetary needs for future hazard mitigation efforts.
- Participating in the Urban Forestry on Private Land project with Boulder County as the lead.
- Addressing hazard mitigation as part of the Open Space Master Plan process.

**17. Discussion Item: Superior Open Space Master Plan, presented by Leslie Clark, Superior PROS Director**

Leslie shared the proposal for master planning at the Coyote Ridge Open Space. They are partnering with a company called Superbloom. Laura asked if this master plan would be just for the Coyote Ridge parcel or for the whole city network. Leslie said that it would be initially just for Coyote Ridge, but they would love to eventually do the entire network.

Ryan said that OSAC is shifting its priorities from acquisition to maintenance. He added that it feels like Superior needs to stop doing its open space planning in a piecemeal fashion.

Ember asked if their master plan was based on more site-specific planning or on higher-level policy topics. Leslie said that they are hoping to expand out to the larger picture.

David asked about the plans for trails and social trails on the Coyote Ridge property. Leslie said that one of the goals of the master plan is to evaluate the current trail network up there. Are there social trails that need to be eliminated or re-routed? Do they have enough trailheads and are they in the right places?

**18. Discussion Item: Regional Trails, presented by David Blankinship, Louisville OSAB Chair & Ryan Welch, Superior OSAC Member**

Ryan began by showing a new bridge alignment for the Coal Creek Trail just off McCaslin. OSAC has wanted a better alignment and connectivity for this section of the Coal Creek trail. Leslie added that this alignment won't lead people into the neighborhood. David asked if the trail would be impacted by the riparian corridor. Leslie said that the riparian planning was done with the ditch company, the Mile-High Flood District. Jessamine asked about the proposal's timeline, Leslie said it should start in the fall, possibly opening in 2024. David asked if the surface would be gravel or concrete. Leslie replied that it would be a 10-foot concrete trail. David said most of the Coal Creek Regional Trail is gravel and it would be nice to keep the regional trail's surface consistent. Leslie replied that she felt like it was an accessibility issue and possibly a flooding issue to make it concrete. David asked if there was any stream modification planned. Leslie said after losing a lot of trees in the fire, the City is doing some bank stabilization, but it isn't directly part of this project.

Leslie then showed a grant proposal for a 10-ft concrete trail parallel to McCaslin from Coalton Rd. to Rock Creek Parkway. It would not preclude the bike lane on McCaslin.

Laura asked if e-bikes were allowed on trails in Superior. Leslie said they were "not unallowed." Ryan pointed out that there are some very fast e-bikes on the trail network, and a conflict might be coming up in the future. Michiko suggested that gravel trails should be for slower e-bikes only, and constrain the faster "class 3" e-bikes to concrete trails. David thought trail width might be a better determiner of speed limits than surfaces. Leslie pointed out that the proposed trail along McCaslin was also a nice 10-ft. fire break.

Ryan said that the Superior OSAC and city government has been listing the Overlook Underpass Trail as their number one trail request recommendation to Boulder County. Another trail suggestion that they like is from the Coalton Trailhead, going west, on a section of trail informally called "The Dirty Bismark." Superior suggested a straight-shot, but the County likes an alignment along the creek. Jeff Moline from Boulder County, who was attending the meeting as a spectator, volunteered the information that the County is planning a re-surfacing of the current Coalton Trail alignment in November, most likely

using the recycled asphalt, which has proven popular with several members of both City's boards.

Ryan also mentioned that the HWY 36 Bikeway connection through Superior is now all concrete (it used to be gravel). David recommended wayfinding signage to help people stay on that section of the trail. Leslie said that there is a plan for such signs.

Ryan said that OSAC met with their counterparts from Broomfield last year. Broomfield is looking at two regional trail connections: one would be at the top of Coyote Ridge on the east side, connecting down to Dry Creek. The other would be connecting the drainage under 36 near the Flatirons Mall towards Stearns Lake and Rock Creek (the south corner of the Redtail Ridge property).

David asked about a DRCOG proposal for an underpass at McCaslin at the Ormond Roche trailhead. Leslie said it would be great because people and wildlife cross McCaslin unsafely there, but she cautioned that it would cost \$6 million due to drainage issues and the surrounding private property.

David presented that the Overlook Underpass Trail connection is Louisville's top priority to Boulder County. Priority number 2 would realign the Coal Creek Trail to run along the creek itself, avoiding the hill up to the Aquarius Trailhead. Priority number 3 would run south from the Coal Creek Trail toward the RedTail Ridge property.

David showed the OSAC a slide of the two possible trail alignments for the Overlook Underpass Trail connecting to the Mayhoffer-Singletree Trail. He pointed out that there would need to be a bridge that could go over the double ditch at the NE section of the parcel. OSAC pointed out that their County request was specifically for an underpass under Marshall Rd, not a new trail. Ryan said that he felt that OSAC should align their request to the County with Louisville's request. David commented that the entire bridge and new trail would cost less than the underpass, but if the trail destination is built first, then the will for the underpass might increase. Ryan thinks the new trail would be very cool, but is worried that people might be hit by cars crossing Marshall Rd. Jeff Moline said that the proposed western trail alignment has the disadvantage that it divides an agricultural grazing lease. Michiko made a request for larger-scale maps with roads named to help orient people with these sorts of presentations.

**19. Discussion Items for the Next Meeting June 14<sup>th</sup>, 2023**

1. Louisville OSAB items
  - Discuss the ballot language of the Open Space tax.

2. Superior OSAC items
  - Leslie recommended moving the OSAC meeting to town hall so the public could fit better for their public review of the Master Plan with the Superbloom contractor.
  - 2024 budget recommendations to the Town Board.
  - Prairie dog issues.

**20. Adjourn**

The meeting adjourned at 9:41pm.

## MEMORANDUM

**To:** Open Space Advisory Board  
**From:** Open Space Division  
**Date:** June 14, 2023  
**Re:** Information Item 6: Staff Updates

---

### Marshall Fire Updates Pertaining to Open Space:

1. The Wildfire Hazard and Risk Assessment of Louisville Public Lands Project hosted an Open House at City Hall on May 24<sup>th</sup> from 6-8 to review more detailed mitigation recommendations and community engagement.
2. 700 goats grazed approximately 20 acres on North Open Space from May 21 through May 28 to reduce fuel loads and invasive plants on the property. The goat grazing work was picked up by Channel 4 and Channel 9. In addition to goat grazing, Open Space staff will be coordinating with volunteers to remove some dead and fallen trees within the wooded areas and along the ditches on the property. Additional work is anticipated to occur in June/July.



3. Cattle grazing of approximately 24 acres occurred on Davidson Mesa Open Space from May 1 through May 14. The goal with regenerative grazing is to help reduce the presence of invasive plants, for fuels reduction to lower the intensity of potential future wildfires, and to improve soil health through the deposition of organic matter. Record rainfall during the grazing period created a few muddy areas within one of paddocks which were reseeded by staff. These small patches will not be grazed during the fall grazing period (TBD) to allow the areas to recover.



**General:**

1. Staffing Update:
  - A. Jacob Marinkovich has accepted the position of Open Space Maintenance Technician III and started with the City on June 5, 2023.
  - B. Kayla Corcelli has accepted the position of Parks and Open Space Administrative Assistant and started on June 5, 2023.
  - C. The Senior Natural Resource position has been posted with an application closing date in June.

**Trails & Maintenance:**

1. The 104<sup>th</sup> St Trail is in the final phases of the project. The safety railing was installed on May 16<sup>th</sup> 2023 on the south end of Dillon Road. The cross-walk striping was completed on May 17<sup>th</sup> 2023.
2. Hecla memorial bench is in the planning phase and will be completed once new seasonal and fulltime staff are able to support the project.
3. Coyote Run Trail Resurfacing Project staging areas have been identified and contractor is scheduled to start in late June. Phased closures will be put in place with convenient detours to try to leave as much trail open as possible.

**Natural Resources:**

1. Staff is testing out a new prairie dog mitigation method by installing solar-powered rodent repellents on Warembourg Open Space in attempt to keep prairie dogs from establishing on the property. Staff has tried multiple passive mitigation efforts to prevent colony expansion from the private land to the south which have proven ineffective.
2. Herbicide applications on select Open Space properties occurred May 16 through May 19. Additional days will be scheduled for treatments in late June.
3. The Bridge House Working Group will be assisting the Open Space team install a prairie dog barrier on Davidson Mesa on June 12-23.

**Resource Protection:**

1. Rangers attended the annual Ranger Excellence School (RES) in Estes Park May 15-19. Training topics included Spanish language, bicycle patrol techniques, emergency medical management, mental health resilience for first responders, and working with mental health co-responders, among others.

**Education/Volunteer:**

1. The Daily Camera wrote a story on the Bird Walk on Open Space program, led by Open Space volunteer Linda Lee on Hecla Lake Open Space.



**Education Events Upcoming:**

1. Friday, June 23 from 10:00 AM to 12:00 PM, Noxious Weed ID Booth. Davidson Mesa Open Space.
2. Sunday, June 25 from 5:00 to 7:00 PM, Warembourg on Canvas (Open Space Plein Air Series). Warembourg Open Space.
3. Saturday, July 8 from 8:00 to 10:00 AM, Pulling for Louisville-Davidson Mesa. Davidson Mesa Open Space.
4. Sunday, July 9 from 9:00 to 10:00 AM, Wildflower Hike on Open Space. Davidson Mesa Open Space.
5. Wednesday, July 12 from 6:30 to 7:30 PM, Wildflower Hike on Open Space (second offering). Davidson Mesa Open Space

**Education Events Past:**

1. Daily between May 2 through 15, 9:00 AM, Cows on the MOOve at Davidson Mesa Open Space.
2. Saturday, May 20 from 10:00 to 10:45 AM, Noxious Weed Identification. Daughenbaugh Open Space. Participation not available at time of publication.
3. Saturday, May 20 from 11:00 AM to 12:00 PM, Pulling for Louisville-Daughenbaugh. Daughenbaugh Open Space. Participation not available at time of publication.
4. Sunday, May 21 from 8:00 to 10:00 AM, Coyote Run on Campus (Open Space Plein Air Series). Coyote Run Open Space. Participation not available at time of publication.
5. Wednesday, May 24 from 6:30 to 7:30 PM, Hummingbirds of Colorado. Louisville Public Library. Participation not available at time of publication.
6. North Open Space. Participation not available at time of publication.
7. Saturday, June 3 from 1:00 to 5:00 PM, Free Fishing Weekend Booth. Harper Lake Open Space. Participation not available at time of publication.
8. Saturday, June 10 from 9:00 AM to 1:00 PM, National Trails Day Volunteer Event. Harper Lake Open Space. Participation not available at time of publication.

## MEMORANDUM

**To:** Open Space Advisory Board  
**From:** Helen Moshak and Jessamine Fitzpatrick  
**Date:** 05/15/23  
**Re:** Update Item 8: Sales & Use Tax Task Force Updates

---

### **Open Space & Parks Sales Tax Task Force Update May 16, 2023 Meeting**

This is a summary of the May 16, 2023 Open Space & Parks Sales Tax Task Force meeting. This summary is provided by Helen Moshak and Jessamine Fitzpatrick, both of whom participated in the meeting as members of the task force. The summary below is for OSAB informational purposes and is based on Helen and Jessamine's recollection of the meeting. This does not replace minutes from the meeting, which will eventually be provided on the City website.

The meeting began with a presentation by Ryan Winger of Magellan Strategies, the survey contractor. He explained the survey methodology and results. Great news overall, respondents are very supportive of renewing the tax and receptive to changes including increasing the tax and extending the term. Respondents were also generally very supportive of the Open Space & Parks divisions. Attached is a copy of the survey questions and a copy of the Magellan Strategies survey results presentation and report.

With ~16,000 active voters in Louisville, survey contractor Magellan Strategies was able to identify ~8,000 with cell phone numbers, all of them were texted survey invitations. 802 people responded to the texts or used the link on the city webpage. The report includes a breakout of the demographics and the details about each question. Per Magellan Strategies, any support totaling over 60% is considered strong enough for voter approval of the issue/topic. Here is a high level summary:

- 84% support renewing the existing tax
- 75% support extending the term to 15 years
- 65% support extending the term to 20 years
- 61% support removing the term
- 64% support increasing the tax 1/8% from 0.375% to .5% total (5 ¢ on every \$10)

- 80+% approval ratings for Open Space and Parks departments
- High ratings for Open Space priorities and functions
- 68% support Open Space dedicated funding

The Magellan presentation from the meeting (included in this packet) summarized these results according to key demographics and included some sample narrative responses (e.g., explaining why a respondent would not support a renewal). Magellan also provided detailed crosstabs, which were included in the task force packet.

8-9 residents attended the meeting and individually spoke in support of dedicating funds to increasing the Open Space budget, increasing the tax to increase the fund, and voiced support of continuing to invest in land acquisitions and extending or removing the term. One resident also described several attendees' prior roles in campaigning and described a willingness to campaign in support of the upcoming tax measure, assuming it includes funds for Open Space.

Task force members asked questions to clarify their understanding of the survey results, expressed their general support of the issues raised by the public, talked about Open Space and Parks priorities and budgets, and discussed tax model ideas based on the survey results, the success of neighboring tax models and advice from experts.

The task force members reached consensus on directing staff to work with tax experts and city attorneys to develop concise and simple ballot issue language to propose:

1. Renewing the existing tax (.375%) and dividing it 50/50 between Open Space and Parks, creating separate "buckets" or funds so that there is accuracy and transparency in the accounting.
2. Increasing the tax (+.125%) and dedicating these additional funds for the acquisition and maintenance/operations of Open Space.
3. Keeping the term 10 years

City Clerk Muth explained that TABOR may require 2 or more ballot issues to accomplish these results. Mayor Maloney directed staff to work with the experts (Magellan Strategies, City Attorneys and Trust for Public Lands staff) to develop the best models for Council to consider. The task force briefly discussed the possible necessity of creating and naming two taxes analogous to the Lafayette POST (Parks, Open Space and Trail) and Open Space Legacy Taxes. Some task force members and Ryan Winger from Magellan Strategies cautioned against making tax language too complex, which can be off-putting to voters.

The task force also discussed the importance of developing a ballot issue to extend or remove the term in years 5-7 after the voter approval of the tax and 10 year term in 2023.

Mayor Maloney thanked the task force and the public for their good work and contributions. The Council & Election schedule:

- June 20, 2023 Council Meeting: Discussion and Direction to Staff
- July 11, 2023 Council Meeting: First Reading
- July 25, 2023 Council Meeting: Discussion and Finalize Ballot Issue Language
- October 16, 2023: All eligible Colorado voters will be mailed a ballot beginning October 16.
- November 7, 2023: Ballots must be received no later than 7 p.m. on Election Day, November 7, 2023.

**City of Louisville Open Space Ballot Measure Survey**

**MAGELLAN ID: COLOUISVILLE-040523**

**Interview Goal = 500n**

**Field Dates: TBD**

**Text = 450n**

**+/- 4.3% MoE**

**Phone = 50n**

Hello. The City of Louisville is conducting an important survey regarding a ballot measure to extend the parks and open space sales tax. Please make your voice heard by sharing your opinion. Your answers are confidential, and the survey will take only 10 minutes to complete.

Any questions about this survey can be directed to the City Manager's Office at [ehogan@louisvilleco.gov](mailto:ehogan@louisvilleco.gov) or call (303) 335-4528. Let's get started.

T1. For statistical purposes, could you verify that you are registered to vote in the City of Louisville, Colorado?

Yes-1

No-2 **I am sorry, but this survey is only for registered voters in the City of Louisville, Colorado. Have a good day.**

T2. How likely are you to vote in a local ballot measure election this November regarding an extension of Louisville's sales tax for parks and open space? Are you:

Extremely likely-1

Very likely-2

Somewhat likely-3

Unlikely to vote-4

T3. How familiar are you with the parks, playgrounds, trails, and open spaces managed by Louisville's Parks and Open Space Divisions? Are you:

Very familiar-1

Somewhat familiar-2

Not too familiar-3

Not familiar at all-4

No Opinion-5

T4. Do you approve or disapprove of the job the Louisville Parks Division is doing managing the City's parks and playgrounds?

Strongly approve-1

Somewhat approve-2

Somewhat disapprove-3

Strongly disapprove-4

Unsure or No Opinion-5

T5. Do you approve or disapprove of the job the Louisville Open Space Division is doing managing the City's open spaces and trails?

- Strongly approve-1
- Somewhat approve-2
- Somewhat disapprove-3
- Strongly disapprove-4
- Unsure or No Opinion-5

T6. As you may know, the City of Louisville owns or has an interest in roughly 2,000 acres of open space, which is approximately 40% of the land within city limits. Do you think this is:

- Too much open space-1
- About the right amount of open space-2
- Not enough open space-3
- Unsure or no opinion-4

T7. Please indicate how important the following Parks and Open Space Division responsibilities and functions are.

- Very important-1
  - Somewhat important-2
  - Not too important-3
  - Not important at all-4
  - No Opinion-5
- A. Parks/playground maintenance and operations-1
  - B. Open Space/trails maintenance and operations-2
  - C. New Parks and Open Space Capital/Building projects-3
  - D. Natural environment and habitat restoration-4
  - E. Open Space land acquisitions-5
  - F. Fire mitigation activities on City land-6

T8. Do you agree or disagree with the following statement? *"The City of Louisville is fiscally responsible and spends taxpayer money wisely."*

- Strongly agree-1
- Somewhat agree-2
- Somewhat disagree-3
- Strongly disagree-4
- Unsure or No Opinion-5

Before we continue, it is important to understand that the City has not determined the specifics of a ballot measure that will be placed on the November ballot regarding funding for parks, trails, and open space. However, your participation in this survey and sharing your honest opinions will influence those decisions. So, let's continue the survey now.

T9. As you may know, in 2002, Louisville voters approved a 0.375% sales tax increase to create a dedicated funding source for the maintenance of parks, trails, open space, and land acquisition. In 2012, voters approved an extension of this tax for another 10 years, and the tax expires at the end of 2023.

The City is considering a ballot measure asking voters to approve or reject another 10-year extension of the tax. The 0.375% sales tax generates \$2.85 million annually and costs a consumer 3.75 cents on a \$10 purchase of taxable items.

If an election were held today, would you vote yes and approve or vote no and reject an extension of the 0.375% sales tax for 10 years to generate a \$2.85 million dedicated funding source for the maintenance of parks, trails, open space, and land acquisition?

- Definitely vote yes and approve-1
- Probably vote yes and approve-2
- Probably vote no and reject-3
- Definitely vote no and reject-4
- Undecided-5

We will now share information about the Parks and Open Space Divisions and why the City will be placing a ballot measure before voters this November. The ballot measure may ask for voters to approve an extension of the 0.375% sales tax to generate \$2.85 million in annual funding for the maintenance of parks, trails, open space, and land acquisition. After reading/hearing the information, please indicate if you are more likely to vote yes and approve the ballot measure or if you are more likely to vote no and reject it. Let's get started. **[Same response options for T10 to T14]**

T10. The Parks Division is responsible for maintaining and operating 37 parks, 16 playgrounds, 7 basketball courts, 14 athletic fields, 11 Tennis courts, 5 pickleball courts, and a multipurpose in-line skating rink.

In addition, they manage the City's forestry (including the Arboretum & 10,000 trees throughout the City), skate park, street medians, and streetscapes, right-of-way landscape maintenance, 70 neighborhood entrance areas, and over 10 miles of street landscaping maintenance.

The Parks Division also manages 10 miles of trails and all public horticulture areas, including all downtown flower beds, trees, and the Louisville Cemetery. Knowing this information are you:

Much more likely to approve the ballot measure-1

Somewhat more likely to approve the ballot measure-2

Somewhat more likely to reject the ballot measure-3

Much more likely to reject the ballot measure-4

This information makes no difference, in my opinion-5

- T11. The Open Space Division is responsible for maintaining approximately 2,000 acres of open lands that the City owns or has an interest in, plus 20 miles of trails. These lands provide recreational opportunities for residents and visitors, support diverse wildlife and plant communities, and create visual buffers between Louisville and neighboring municipalities. Knowing this, are you:
- T12. The 0.375% sales tax revenue pays for 60% of the Parks Division's operational costs, and 100% of the Open Space Division's operational costs. These costs include maintenance, capital projects, equipment, staff, and management work associated with parks and open spaces. Knowing this, are you:
- T13. If the 0.375% dedicated parks and open space sales tax is not extended, the City must dramatically reduce the operational costs of the Parks and Open Space Divisions. This would result in less mowing, wildfire mitigation, and reduced trail, park, and open space maintenance. Knowing this, are you:
- T14. Since 2002, revenue from the 0.375% sales tax has helped fund the acquisition of Mayhoffer, Hecla and Bullhead Gulch Open Spaces. Knowing this, are you:
- T15. Thank you for learning why the City is placing a ballot measure on the November ballot. As a reminder, the ballot measure may ask voters to approve or reject a 0.375% sales tax extension for 10 years to continue generating a \$2.85 million annual dedicated funding source for the maintenance of parks, trails, open space, and land acquisition.

A 0.375% sales tax extension would cost a consumer 3.75 cents on a \$10 purchase of taxable items.

If an election were held today, would you vote yes and approve or vote no and reject an extension of the 0.375% sales tax for 10 years to generate a \$2.85 million annual dedicated funding source for the annual maintenance of parks, trails, open space, and land acquisition?

Definitely vote yes to approve-1



Probably vote yes to approve-2  
Probably vote no to reject-3  
Definitely vote no to reject-4  
Undecided-5

**IF T15 = 1, 2 ASK T16**

**IF T15 = 3, 4 ASK T17**

**IF T15 = 5 SKIP TO T18**

T16. Please describe the reasons why you would vote yes and approve the ballot measure.

**TEXT BOX, SKIP TO T19**

T17. Please describe the reasons why you would vote no and reject the ballot measure.

**TEXT BOX, SKIP TO T19**

T18. If you had to choose, do you lean more towards voting yes and approving the ballot measure, or do you lean more towards voting no and rejecting it?

Lean toward voting yes and approving it-1  
Lean toward voting no and rejecting it-2  
I am still undecided-3

Thank you for sharing your thoughts and opinions regarding this ballot measure. You are almost done with the survey. We just have a few more questions to ask.

T19. Parks and Open Space are amenities that require long-term funding. Therefore, the City is considering asking voters to approve extending the 0.375% sales tax dedicated for Parks and Open Space for more than 10 years.

Please indicate your level of support or opposition to extending the 0.375% sales tax for the following time periods.

- A. A 15-year extension
- B. A 20-year extension
- C. Make it a continuing tax

Definitely support-1  
Probably support-2

Probably oppose-3  
Definitely oppose-4  
Undecided-5

- T20. Again, because Parks and Open Space are amenities that require long-term funding, the City is considering a ballot measure that would increase the tax by 0.125% to raise an additional \$950,000 for the maintenance of parks, trails, open space, and land acquisition.

This additional funding would be used for maintaining existing parks, maintaining Open Space, trails, and future open space or park land acquisition. This may include more frequent playground replacement, trail development, natural resource management and education, addressing deferred maintenance issues and aging infrastructure, and the rising cost of materials and labor.

Knowing this, would you vote yes and approve or vote no and reject a 0.5% sales tax to fund an annual \$3.75 million dedicated funding source for the maintenance of parks, trails, and open space land acquisition that would expire and sunset in 10 years?

Definitely vote yes to approve-1  
Probably vote yes to approve-2  
Probably vote no to reject-3  
Definitely vote no to reject-4  
Undecided-5

- T21. In the past, the funds generated from the 0.375% sales tax have been split evenly, with roughly 50% going towards parks, and roughly 50% going towards open space. Do you support this allocation of funds, or would you like to see more go towards parks or open space?

I support an even split between parks and open space-1  
I would like more spent on parks, and less on open space-2  
I would like more spent on open space, and less on parks-3  
No Opinion-4

And now, we have a few questions for statistical purposes only.

- T22. Are you:

Male-1  
Female-2  
I prefer to identify as-3 **TEXT BOX**

T23. Are you between the ages of:

- 18 to 34-1
- 35 to 44-2
- 45 to 54-3
- 55 to 64-4
- 65 or older-5

T24. Are you married or single?

- Married-1
- Single-2
- I prefer not to say-3

T25. For statistical purposes only, are you registered to vote as an Unaffiliated voter, a Democrat, a Republican, or are you registered with another party?

- Unaffiliated-1
- Democrat-2
- Republican-3
- Another party-4

T26. How often do you or someone in your family use the City's parks and playgrounds? Even if you only use them during warmer months, please indicate how often you or a family member visit during that time.

- Daily;-1
- A few times a week-2
- A few times a month-3
- Once every three months-4
- Once a year-5
- Never-6

T27. How often do you or someone in your family use the City's trails and open spaces? Even if you only use them during warmer months, please indicate how often you or a family member visit during that time.

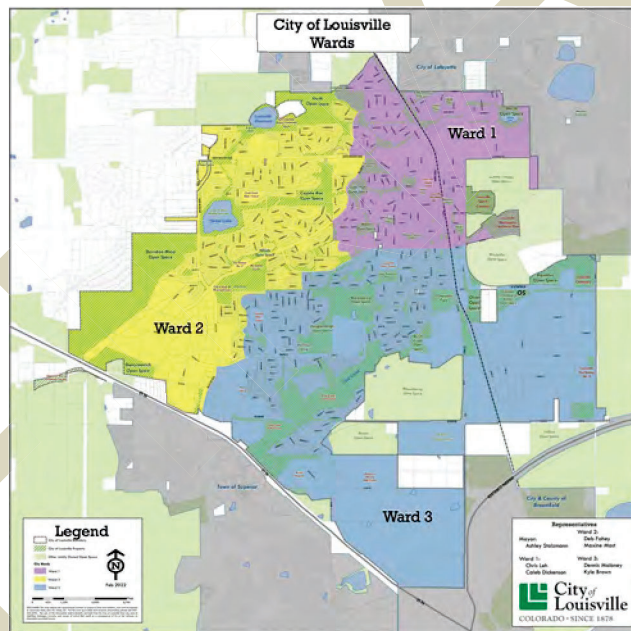
- Daily;-1
- A few times a week-2
- A few times a month-3
- Once every three months-4
- Once a year-5
- Never-6

T28. How long have you lived in Louisville?

- Less than 2 years-1
- 3 to 5 years-2
- 6 to 10 years-3
- 11 to 15 years-4
- 16 to 20 years-5
- More than 20 years-6
- I prefer not to say-7

T29. Where do you live?

- Ward 1-1
- Ward 2-2
- Ward 3-3
- I prefer not to say-4



The City of Louisville thanks you for participating in this important survey and sharing your thoughts and opinions. Have a good day.

# Open Space and Parks Sales Tax Task Force

## *Meeting Agenda*

**Monday, May 15, 2023**

**Louisville Recreation and Senior Center – Brooks Room  
900 West Via Appia  
6:00 PM**

*Members of the public are welcome to attend and give comments remotely; however, the in-person meeting may continue even if technology issues prevent remote participation.*

- You can call in to **+1 408 638 0968** or **+1 719 359 4580**, Webinar ID **#871 8892 0197**.
- You can log in via your computer. Please visit the City's website here to link to the meeting: [www.louisvilleco.gov/calendar](http://www.louisvilleco.gov/calendar)

*The Task Force will accommodate public comments during the meeting. Anyone may also email comments prior to the meeting at [Council@LouisvilleCO.gov](mailto:Council@LouisvilleCO.gov).*

1. Welcome
2. Approval of Minutes from April 3, 2023
3. Presentation of Polling Results
4. Discussion of Recommendation(s) to City Council
5. Public Comments (Please limit to 3 minutes)
6. Adjourn

# Open Space and Parks Sales Tax Task Force

## *Meeting Minutes*

April 3, 2023

Recreation Center, Brooks Room

900 West Via Appia

6:00 PM

**Call to Order** – Mayor Maloney called the meeting to order at 6:02 pm.

The following members were present:

Members Present: Mayor Maloney  
Councilmember Fahey  
Ellen Toon  
Laurie Harford  
Jessamine Fitzpatrick  
Helen Moshak  
Todd Budin

Staff Present: City Manager Jeff Durbin  
PROS Director Adam Blackmore  
Finance Director Ryder Bailey  
City Clerk Meredyth Muth  
Marketing Specialist Ginger Cross

**Approval of Meeting Minutes** – Members reviewed changes to the March 20 minutes suggested by Moshak. Minutes were approved as amended.

Moshak shared maps from OSAB showing the 2019 acquisition candidate open space properties and gave some background on that process. She noted there are a number of properties on the list and residents should know there is still a need for an acquisition fund.

Director Bailey reviewed the financial information with the 7-year capital spending for Parks and Open Space noting projects were paid for from the Parks/Open Space Fund, the General Fund, the Conservation Trust Fund.

Bailey reviewed how much money the current tax raises and estimates on how much more would be raised if the mill levy was increased incrementally.

Members discussed what types of projects are needed that are not being done now due to financial constraints. These unmet needs include trail maintenance, habitat maintenance, wildfire mitigation, playgrounds, and acquisition.

Mayor Maloney state that is one area in which that is where polling data will be helpful. We need to understand where people want more programming and what are they willing to pay for.

Blackmore reviewed results from Erie's recent polling and the resulting ballot question. He noted the polling showed little interest in increasing the mill levy but strong support for maintaining what they had.

Fitzpatrick reviewed the recent phone call they had with the Trust for Public Land. She stated they are currently helping Colorado Springs in their election and they noted the importance to have clear and concise language and suggested keeping adjustments as minimal as possible. She stated they stressed the importance of broad community support with a people who have a variety of interests in the areas what the tax funds. The Trust is not able to help us specifically on this campaign, but can answer questions for us. They suggested we rely heavily on the polling data when setting the ballot title.

City Manager Durbin gave an update on the polling contract noting that from five proposals staff picked Magellan. Staff will have a kick off meeting tomorrow with the hope they can start asking questions in 2-3 weeks. First data will come back to the Task Force in the 2<sup>nd</sup> or 3<sup>rd</sup> week in May.

## **Public Comments**

John Leary, Louisville, suggested that comparing to Colorado Springs may not be all that useful and they are such a different type of community. He noted the City Charter specifically for open space maintenance.

Bob Muckle, resident, agreed there are many unmet needs in Open Space and also that some recent projects and plantings have failed. There is much work that we need to do. He stated the open space is not even at management level it was a few years ago. He suggested generating more money for Open Space either by reallocating the current level or increasing the tax to do a better job maintaining open space. We need more; we can't just stay with what we have. He is confident there would be a strong campaign if the ballot issue includes more open space maintenance.

Mayor Maloney asked everyone to participate in an exercise to list the things they want to learn from the pollster. Using the suggested items members

grouped them into categories of what types of information they want to get from the poll to help inform the pollster.

The suggested were grouped into these categories:

- Lead In
- Status Quo
- Phasing
- Term/Length/Sunset
- Rate – increase/same
- Dedicated Programs
- Demographics

Fitzpatrick asked for staff from Parks and Open Space to also have input on what dedicated programming is needed. She stated it would be really helpful to know from people what the programs are that they care about and use.

Members would like to review the polling questions if it is possible in the schedule.

Next meeting will be either April 17 or in May.

**Adjourn** – The meeting was adjourned at 7:55 pm.



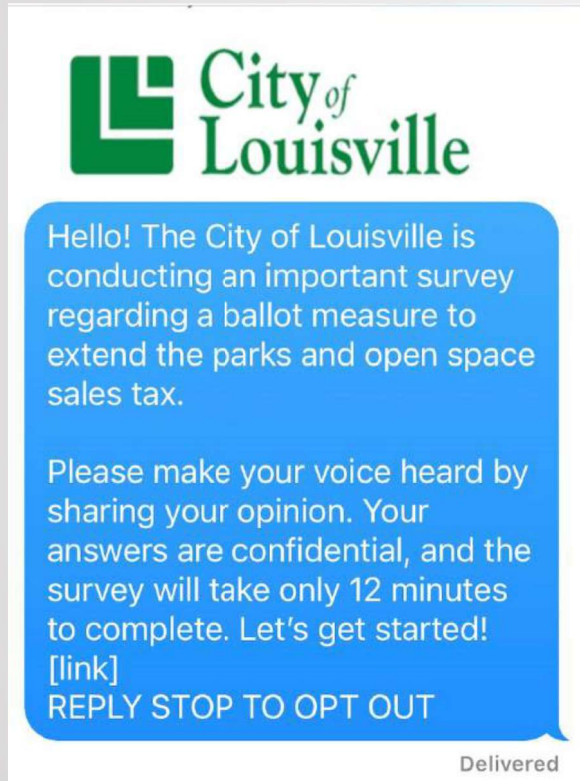
# City of Louisville Parks and Open Space Ballot Measure Survey

---

April 20<sup>th</sup> – May 4<sup>th</sup>, 2023



# Methodology

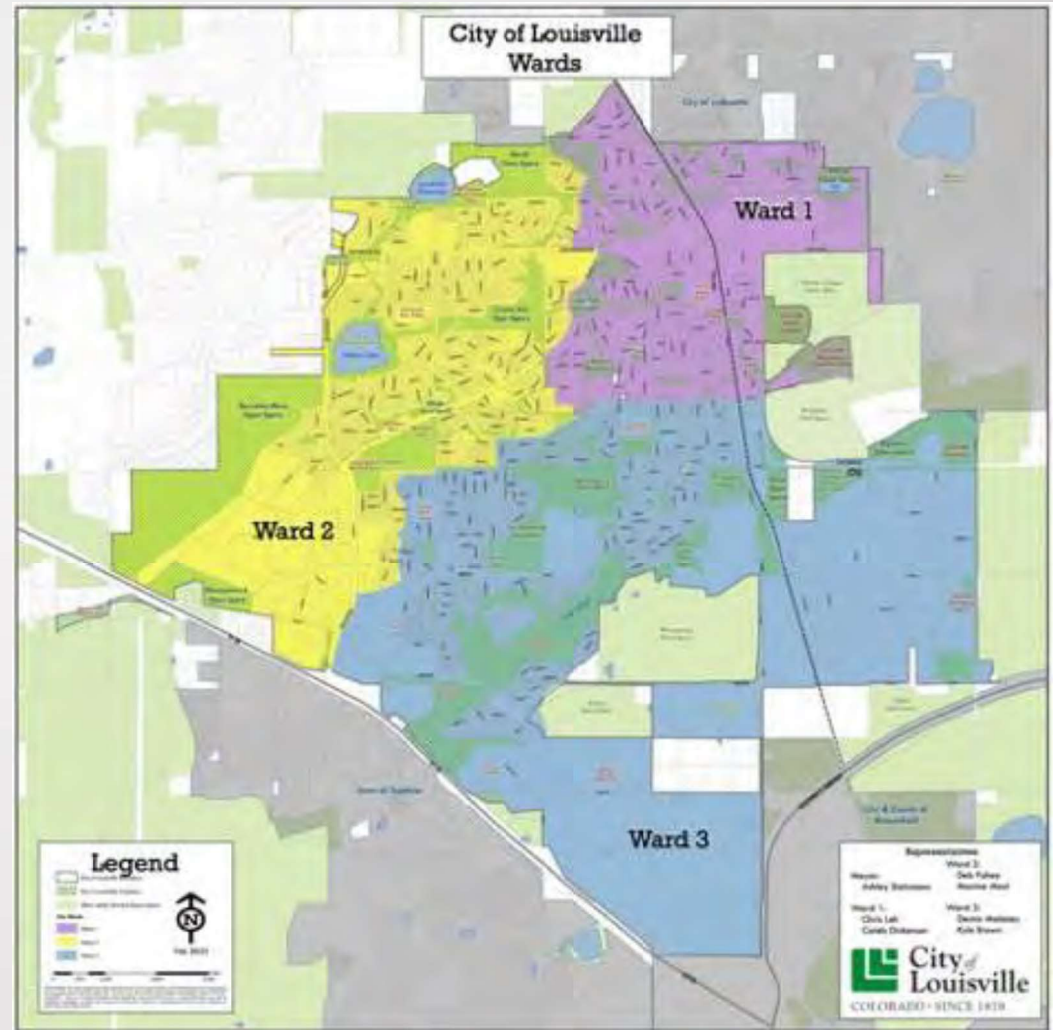


Magellan Strategies are pleased to present the results of an online survey of 802 residents of Louisville, Colorado. The interviews were conducted from April 20<sup>th</sup> – May 4<sup>th</sup>, 2023.

The overall survey responses have a margin of error of +/- 3.38% at the 95% confidence interval. Population subgroups will have a higher margin of error than the overall sample.

The survey results were weighted to be representative of odd-year voting demographics in the City of Louisville.

# City of Louisville Wards





# Registration and Past Turnout Demographics

**City of Louisville  
Magellan Strategies Voter Registration and Past Election Turnout Report**

Sex	Registration		2022		2021		2020		2019	
	Count	%	Count	%	Count	%	Count	%	Count	%
Female	8,417	51.3%	6,287	52.6%	4,615	52.6%	7,747	52.1%	5,029	52.5%
Male	8,005	48.7%	5,673	47.4%	4,161	47.4%	7,127	47.9%	4,545	47.5%
<b>Total</b>	<b>16,422</b>		<b>11,960</b>		<b>8,776</b>		<b>14,874</b>		<b>9,574</b>	

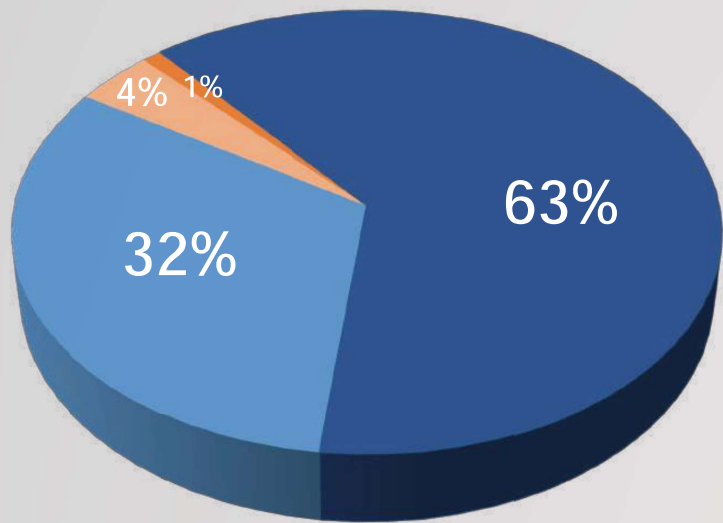
  

Age Group	Registration		2022		2021		2020		2019	
	Count	%	Count	%	Count	%	Count	%	Count	%
18-34	3,943	24.0%	2,085	17.4%	1,101	12.5%	3,471	23.3%	1,282	13.4%
35-44	2,717	16.5%	1,911	16.0%	1,323	15.1%	2,538	17.1%	1,511	15.8%
45-54	2,940	17.9%	2,370	19.8%	1,682	19.2%	2,808	18.9%	1,983	20.7%
55-64	2,743	16.7%	2,324	19.4%	1,956	22.3%	2,825	19.0%	2,289	23.9%
65+	4,079	24.8%	3,270	27.3%	2,714	30.9%	3,232	21.7%	2,509	26.2%
<b>Total</b>	<b>16,422</b>		<b>11,960</b>		<b>8,776</b>		<b>14,874</b>		<b>9,574</b>	

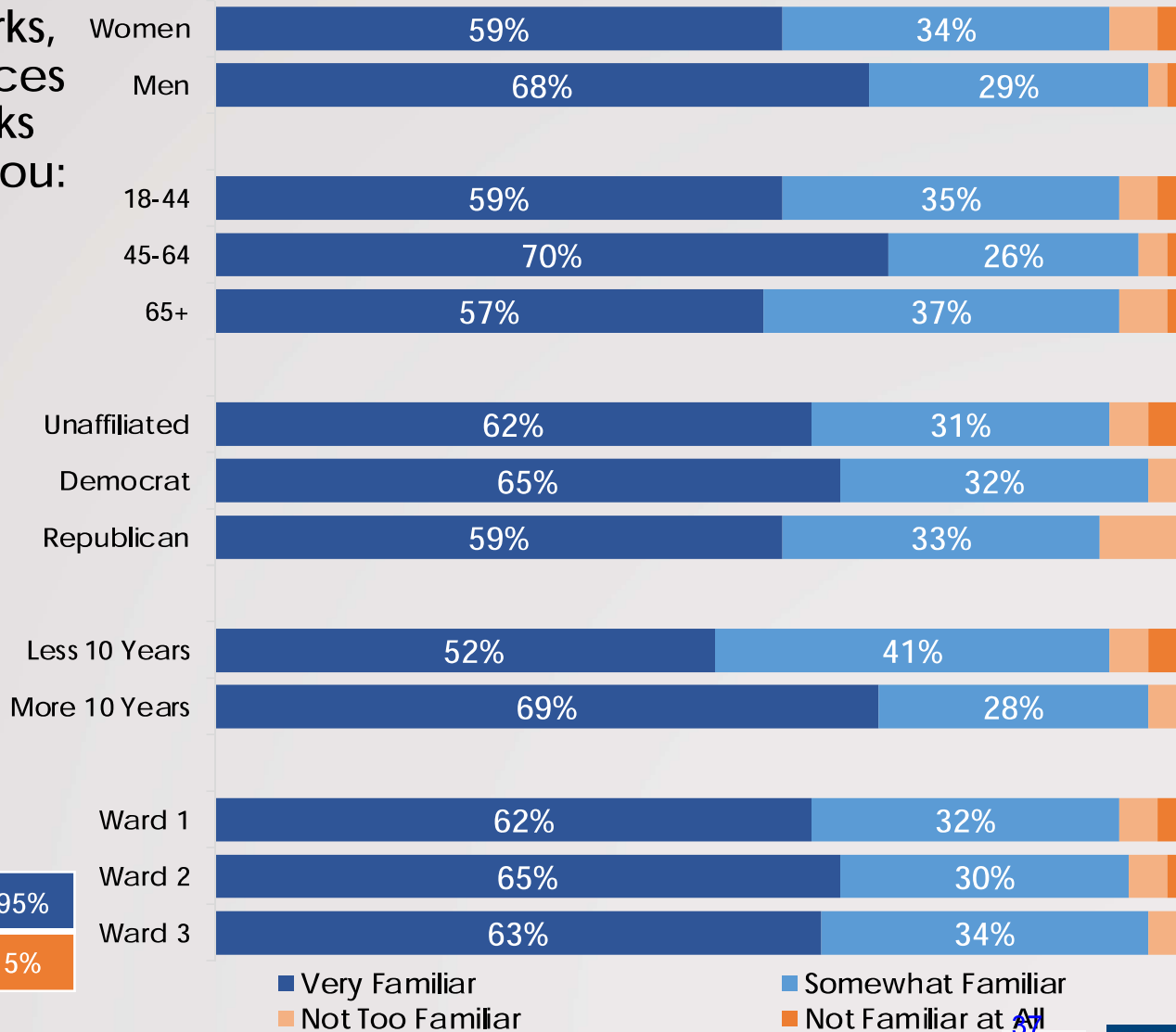
Party	Registration		2022		2021		2020		2019	
	Count	%	Count	%	Count	%	Count	%	Count	%
Unaffiliated	7,282	44.3%	4,886	40.9%	3,262	37.2%	5,924	39.8%	3,319	34.7%
Democrat	7,355	44.8%	5,864	49.0%	4,551	51.9%	7,074	47.6%	4,871	50.9%
Republican	1,621	9.9%	1,123	9.4%	922	10.5%	1,745	11.7%	1,312	13.7%
Libertarian	120	0.7%	64	0.5%	34	0.4%	100	0.7%	54	0.6%
Other	44	0.3%	23	0.2%	7	0.1%	31	0.2%	18	0.2%
<b>Total</b>	<b>16,422</b>		<b>11,960</b>		<b>8,776</b>		<b>14,874</b>		<b>9,574</b>	

# How familiar are you with the parks, playgrounds, trails and open spaces managed by the Louisville's Parks and Open Space Divisions? Are you:



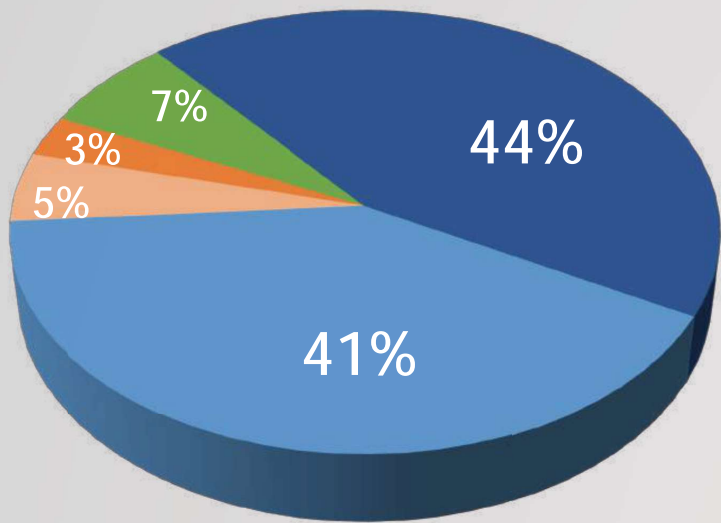
■ Very Familiar      ■ Somewhat Familiar  
■ Not Too Familiar      ■ Not Familiar at All

Total Familiar	95%
Total Not Familiar	5%



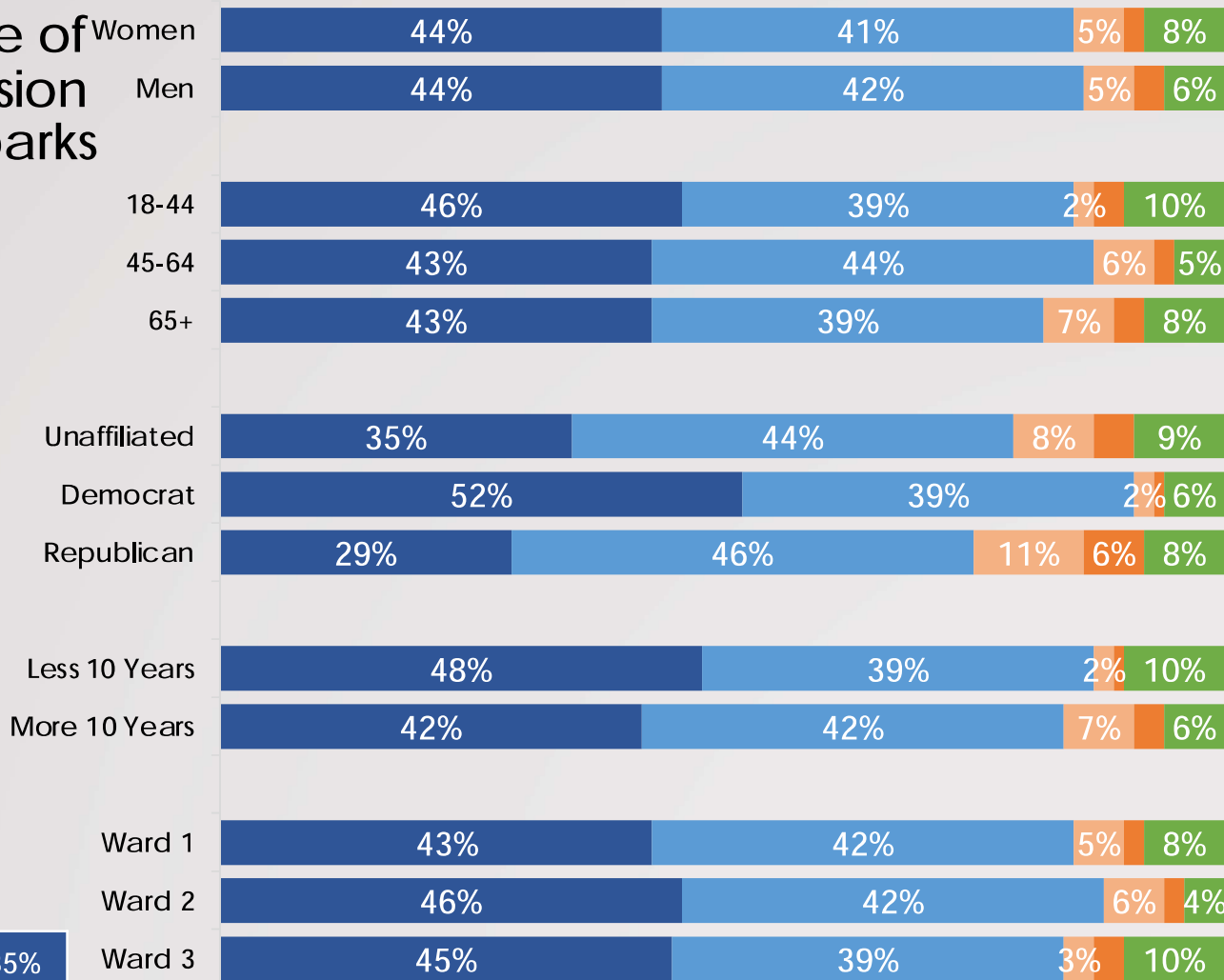
■ Very Familiar      ■ Somewhat Familiar  
■ Not Too Familiar      ■ Not Familiar at All

# Do you approve or disapprove of the job the Louisville Parks Division is doing managing the City's parks and playgrounds?



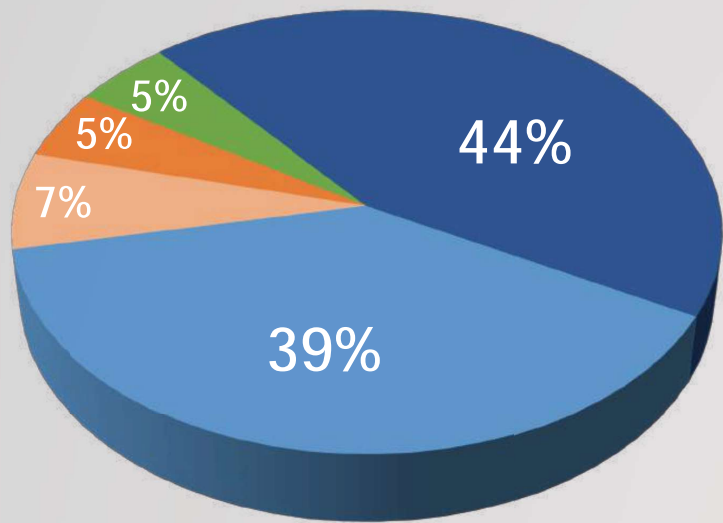
- Strongly Approve
- Somewhat Approve
- Somewhat Disapprove
- Strongly Disapprove
- No Opinion

Total Approve	85%
Total Disapprove	8%



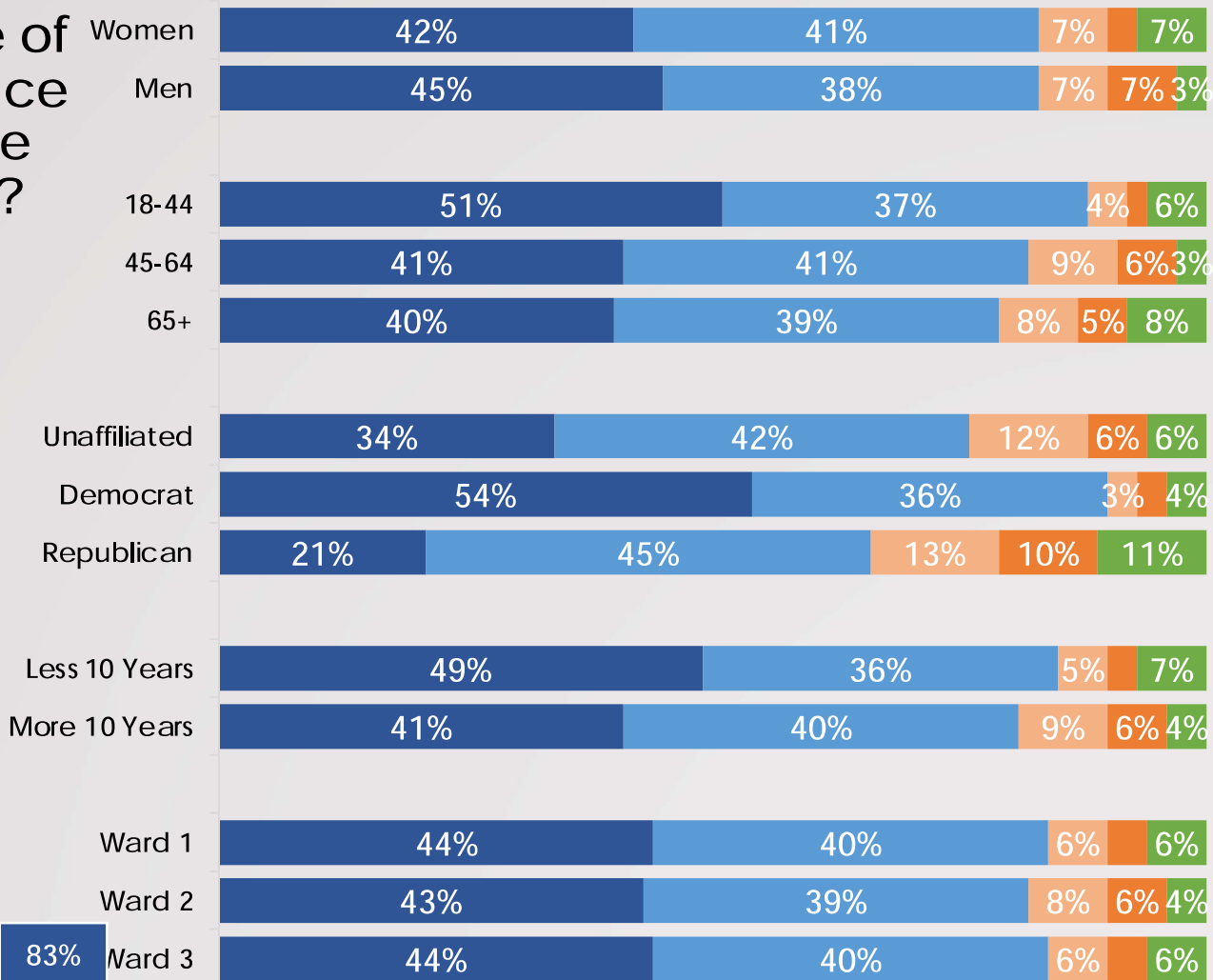
- Strongly Approve
- Somewhat Approve
- Somewhat Disapprove
- Strongly Disapprove
- No Opinion

# Do you approve or disapprove of the job the Louisville Open Space Division is doing managing the City's open spaces and trails?



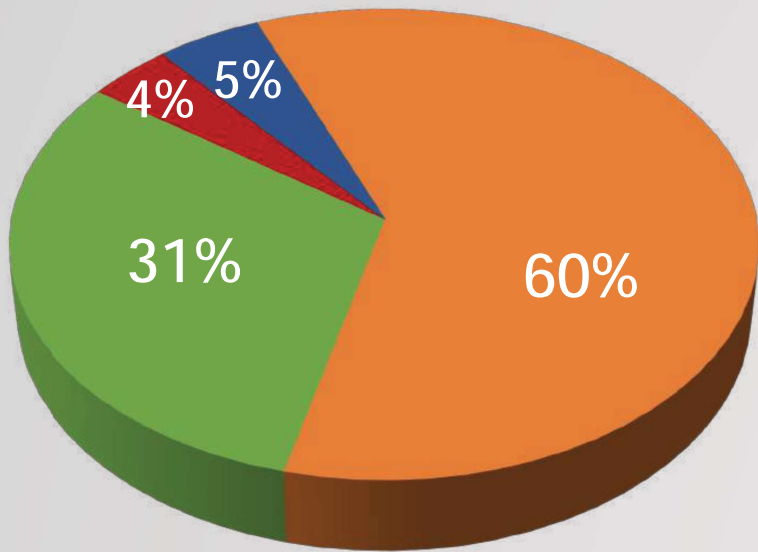
- Strongly Approve
- Somewhat Approve
- Somewhat Disapprove
- Strongly Disapprove
- No Opinion

Total Approve	83%
Total Disapprove	12%

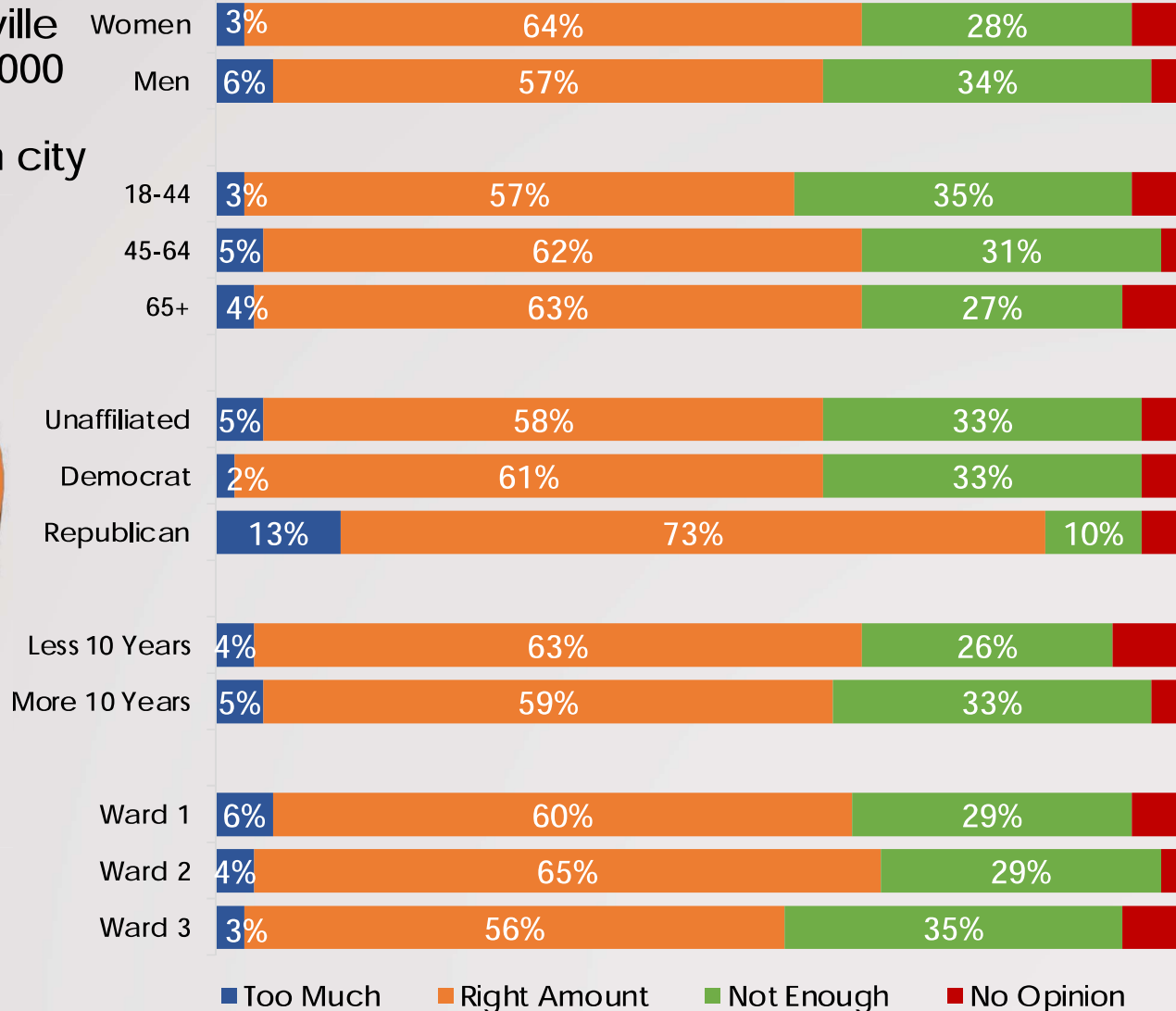


- Strongly Approve
- Somewhat Approve
- Somewhat Disapprove
- Strongly Disapprove
- No Opinion

As you may know, the City of Louisville owns or has an interest in roughly 2,000 acres of open space, which is approximately 40% of the land within city limits. Do you think this is:



- Too Much Open Space
- About the Right Amount of Open Space
- Not Enough Open Space
- Unsure/No Opinion



- Too Much
- Right Amount
- Not Enough
- No Opinion



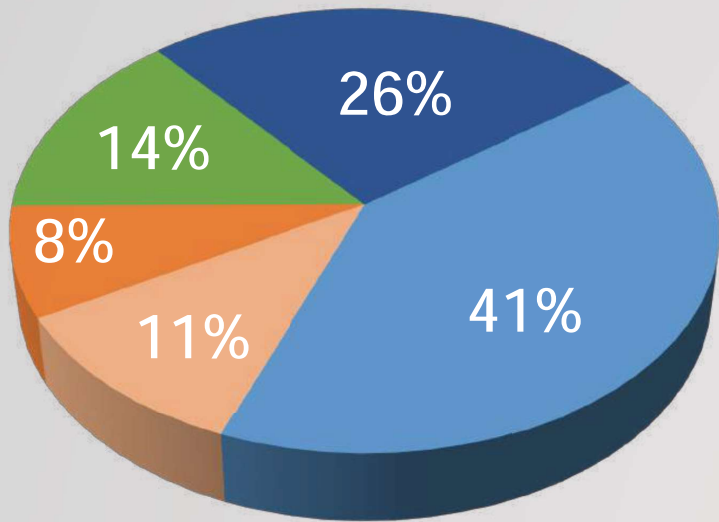
# Importance of Parks and Open Space Responsibilities and Functions

Please indicate how important the following Parks and Open Space Division responsibilities and functions are.

Responsibility or Function	Total Important	Total Not Important	Very Important	Somewhat Important	Not Too Important	Not Important at All	Unsure or No Opinion
Open space/trails maintenance and operations	97%	3%	75%	22%	2%	1%	0%
Fire mitigation activities on City land	95%	5%	73%	22%	4%	1%	0%
Parks/playground maintenance and operations	95%	4%	66%	29%	3%	1%	1%
Natural environment and habitat restoration	88%	11%	61%	27%	9%	2%	1%
Open space land acquisitions	72%	26%	39%	33%	18%	8%	2%
New parks and open space capital/building projects	70%	27%	27%	43%	21%	6%	3%

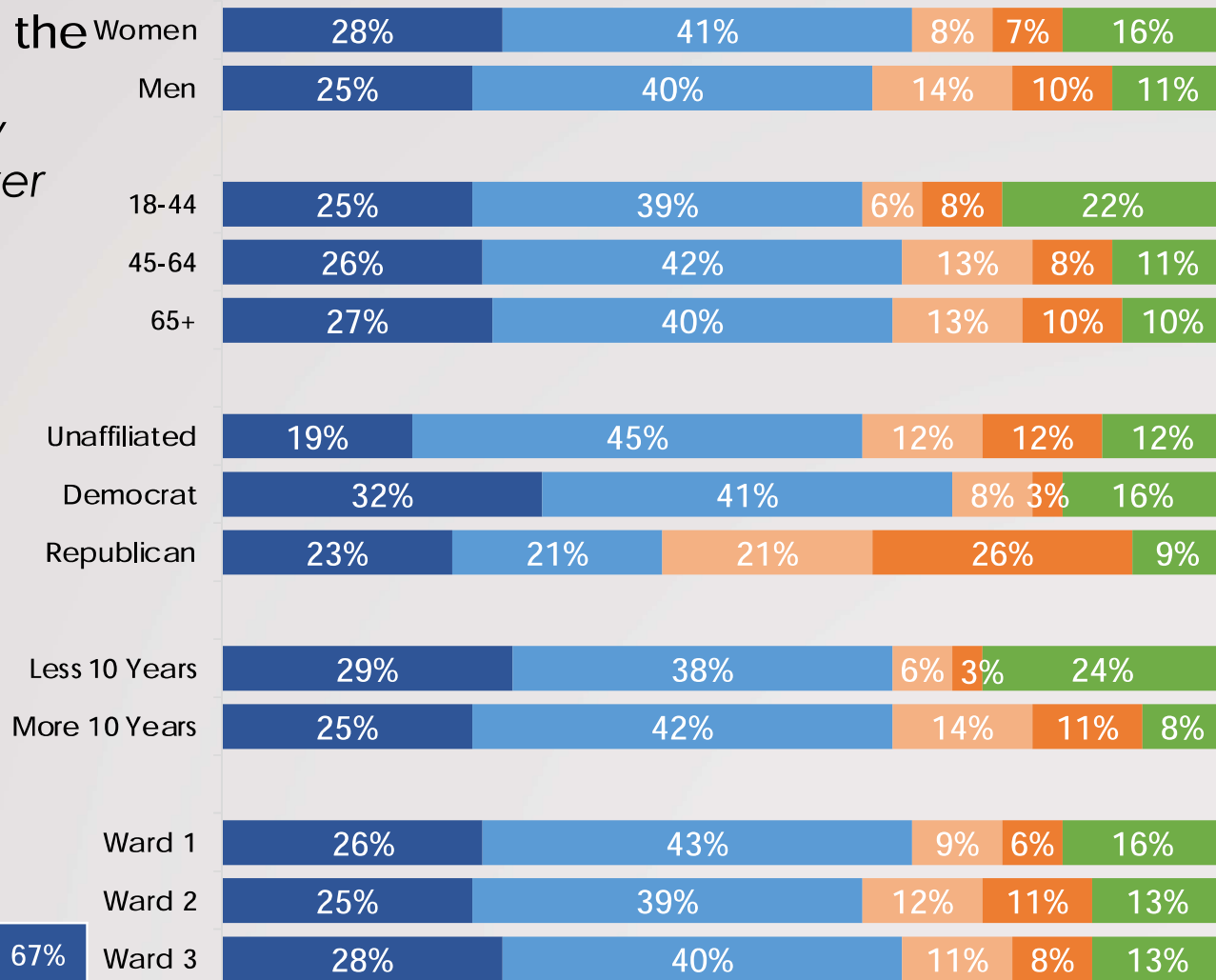
Do you approve or disagree with the following statement?

*"The City of Louisville is fiscally responsible and spends taxpayer money wisely?"*



- Strongly Agree
- Somewhat Agree
- Somewhat Disagree
- Strongly Disagree
- No Opinion

Total Agree	67%
Total Disagree	19%



- Strongly Agree
- Somewhat Agree
- Somewhat Disagree
- Strongly Disagree
- No Opinion



Before we continue, it is important to understand that the City has not determined the specifics of a ballot measure that will be placed on the November ballot regarding funding for parks, trails, and open space.

However, your participation in this survey and sharing your honest opinions will influence those decisions. So, let's continue the survey now...

# Louisville Parks, Trails, Open Space, and Land Acquisition Ballot Measure

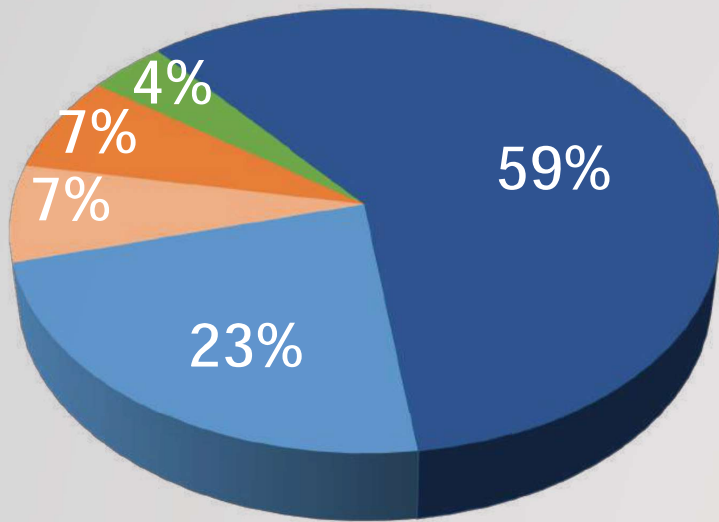


As you may know, in 2002, Louisville voters approved a 0.375% sales tax increase to create a dedicated funding source for the maintenance of parks, trails, open space, and land acquisition. In 2012, voters approved an extension of this tax for another 10 years, and the tax expires at the end of 2023.

The City is considering a ballot measure asking voters to approve or reject another 10-year extension of the tax. The 0.375% sales tax generates \$2.85 million annually and costs a consumer 3.75 cents on a \$10 purchase of taxable items.

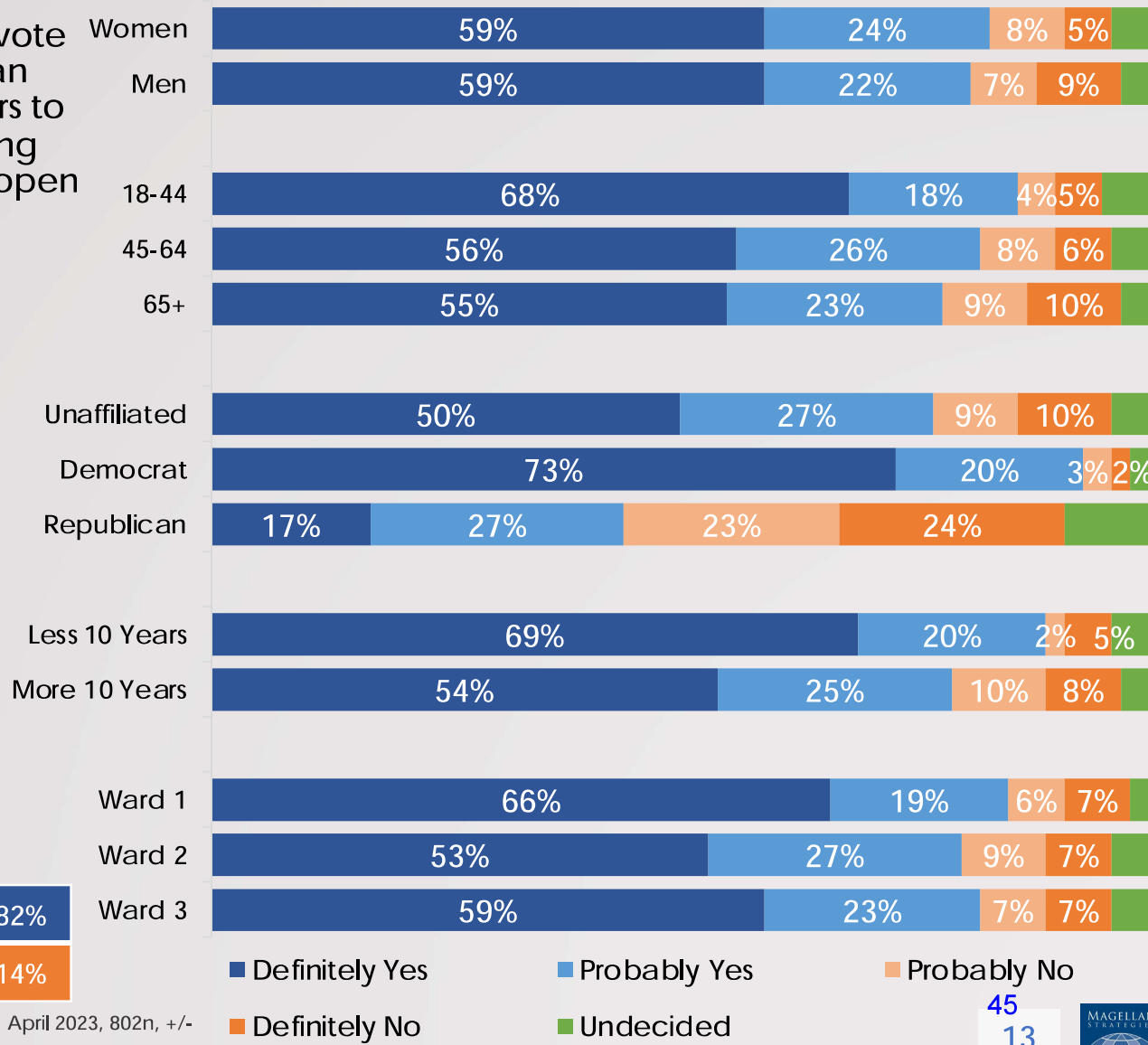
If an election were held today, would you vote yes and approve or vote no and reject an extension of the 0.375% sales tax for 10 years to generate a \$2.85 million dedicated funding source for the maintenance of parks, trails, open space, and land acquisition?

If an election were held today, would you vote yes and approve or vote no and reject an extension of the 0.375% sales tax for 10 years to generate a \$2.85 million dedicated funding source for the maintenance of parks, trails, open space, and land acquisition?



- Definitely Yes, Approve
- Probably Yes, Approve
- Probably No, Reject
- Definitely No, Reject
- Undecided

Total Yes, Approve	82%
Total No, Reject	14%



- Definitely Yes
- Probably Yes
- Probably No
- Definitely No
- Undecided



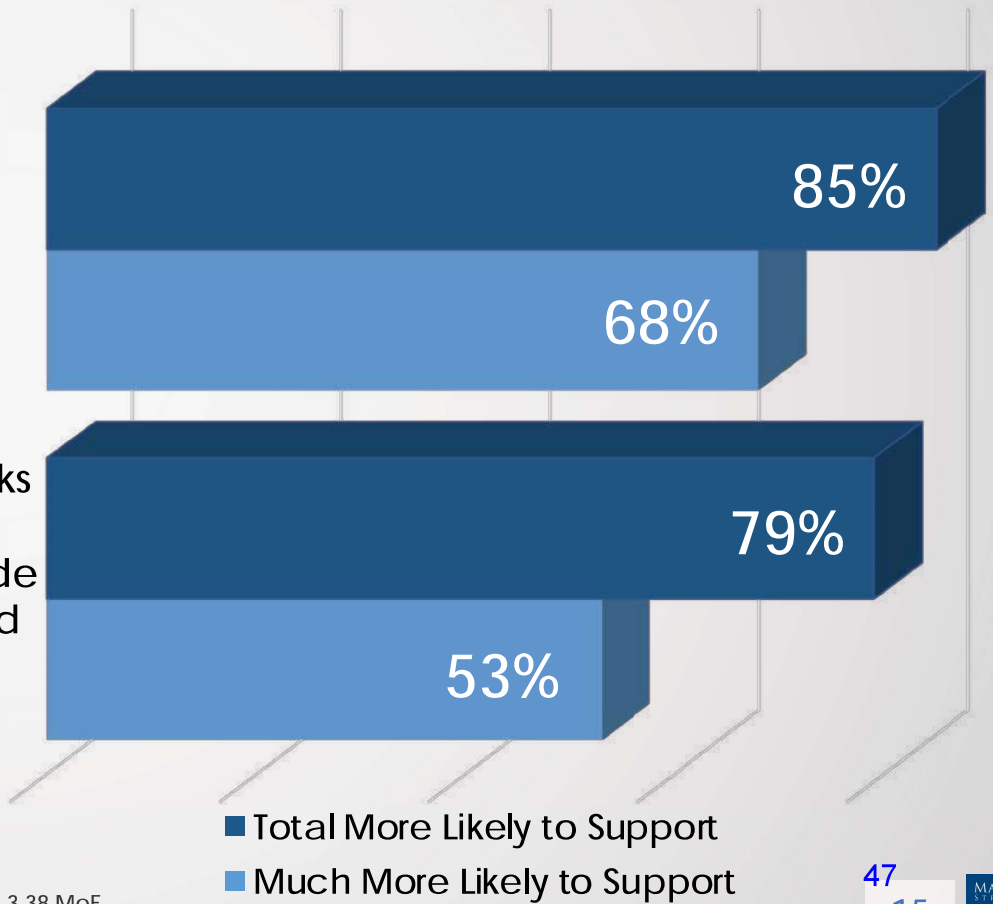
We will now share information about the Parks and Open Space Divisions and why the City will be placing a ballot measure before voters this November. The ballot measure may ask for voters to approve an extension of the 0.375% sales tax to generate \$2.85 million in annual funding for the maintenance of parks, trails, open space, and land acquisition.

After reading/hearing the information, please indicate if you are more likely to vote yes and approve the ballot measure or if you are more likely to vote no and reject it. Let's get started...

# City of Louisville Parks and Open Space Sales Tax Extension Facts and Information Ranked By Total Much More Likely to Support

If the 0.375% dedicated parks and open space sales tax is not extended, the City must dramatically reduce the operational costs of the Parks and Open Space Divisions. This would result in less mowing, wildfire mitigation, and reduced trail, park, and open space maintenance.

The 0.375% sales tax revenue pays for 60% of the Parks Division's operational costs and 100% of the Open Space Division's operational costs. These costs include maintenance, capital projects, equipment, staff, and management work associated with parks and open spaces.





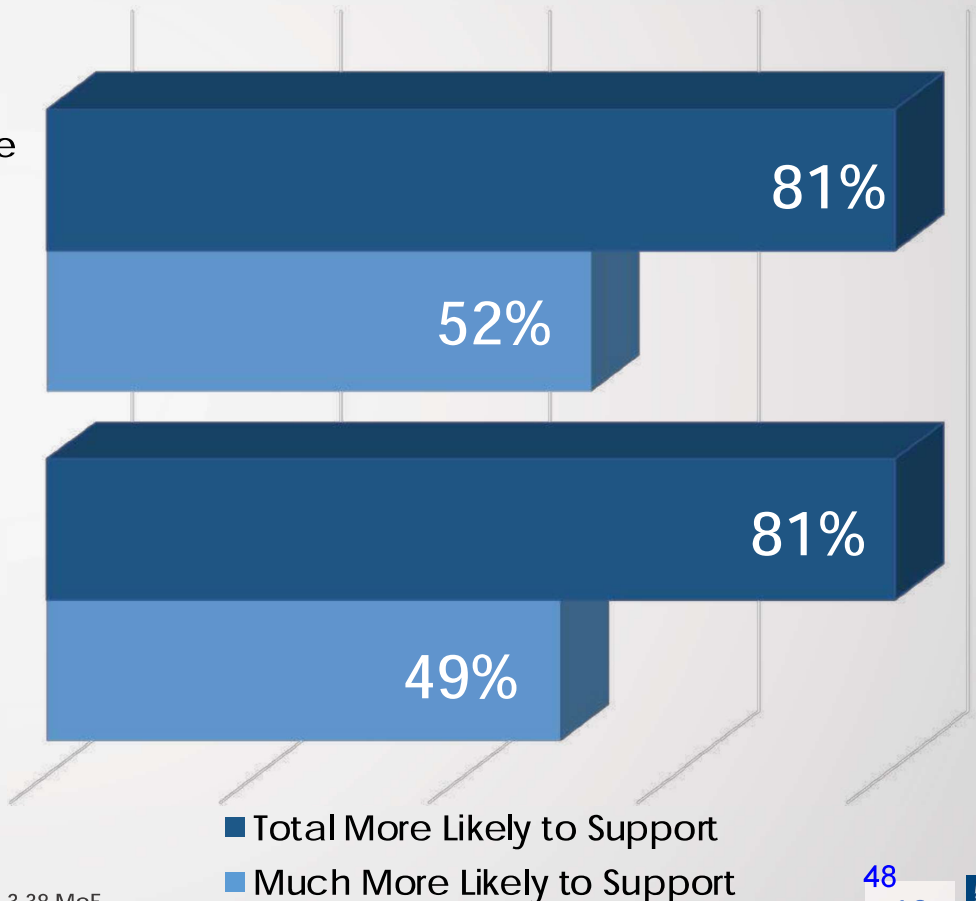
# City of Louisville Parks and Open Space Sales Tax Extension Facts and Information Ranked By Total Much More Likely to Support

The Open Space Division is responsible for maintaining approximately 2,000 acres of open lands that the City owns or has an interest in, plus 20 miles of trails. These lands provide recreational opportunities for residents and visitors, support diverse wildlife and plant communities, and create visual buffers between Louisville and neighboring municipalities.

The Parks Division is responsible for maintaining and operating 37 parks, 16 playgrounds, 7 basketball courts, 14 athletic fields, 11 Tennis courts, 5 pickleball courts, and a multipurpose in-line skating rink.

In addition, they manage the City's forestry (including the Arboretum & 10,000 trees throughout the City), skate park, street medians, and streetscapes, right-of-way landscape maintenance, 70 neighborhood entrance areas, and over 10 miles of street landscaping maintenance.

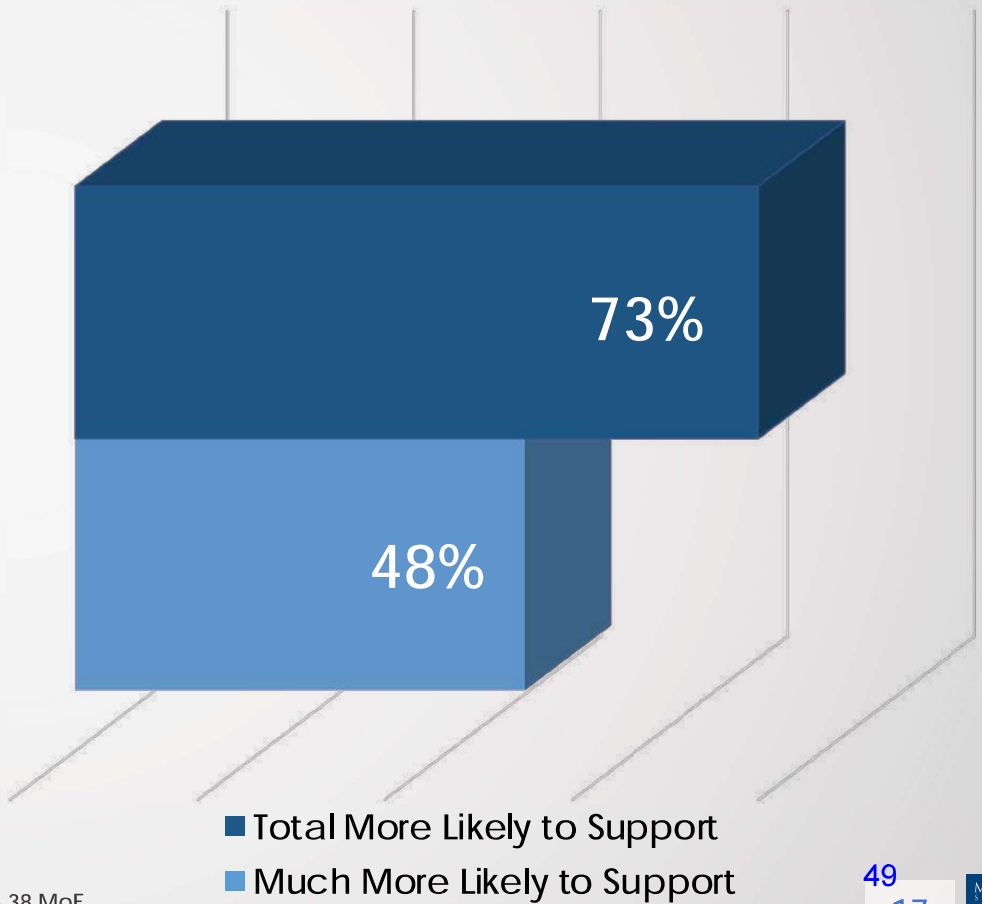
The Parks Division also manages 10 miles of trails and all public horticulture areas, including all downtown flower beds, trees, and the Louisville Cemetery.





# City of Louisville Parks and Open Space Sales Tax Extension Facts and Information Ranked By Total Much More Likely to Support

Since 2002, revenue from the 0.375% sales tax has helped fund the acquisition of Mayhoffer, Hecla and Bullhead Gulch Open Spaces.



Louisville  
Parks, Trails, Open  
Space, and  
Land Acquisition  
INFORMED  
Ballot Measure

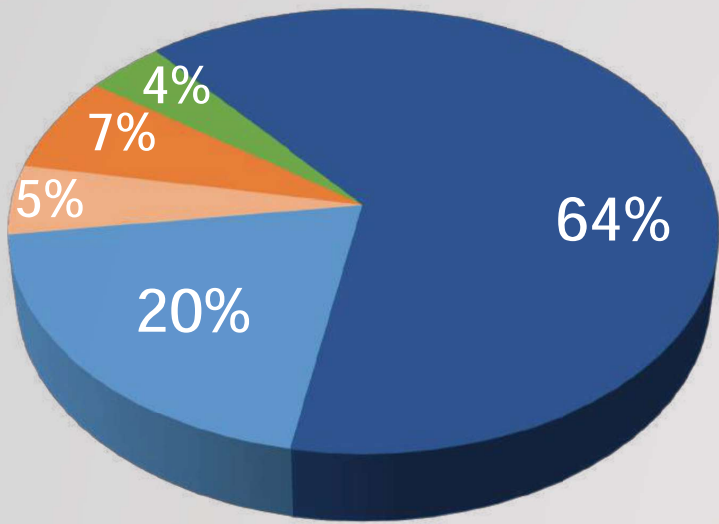


Thank you for learning why the City is placing a ballot measure on the November ballot. As a reminder, the ballot measure may ask voters to approve or reject a 0.375% sales tax extension for 10 years to continue generating a \$2.85 million annual dedicated funding source for the maintenance of parks, trails, open space, and land acquisition.

A 0.375% sales tax extension would cost a consumer 3.75 on a \$10 purchase of taxable items.

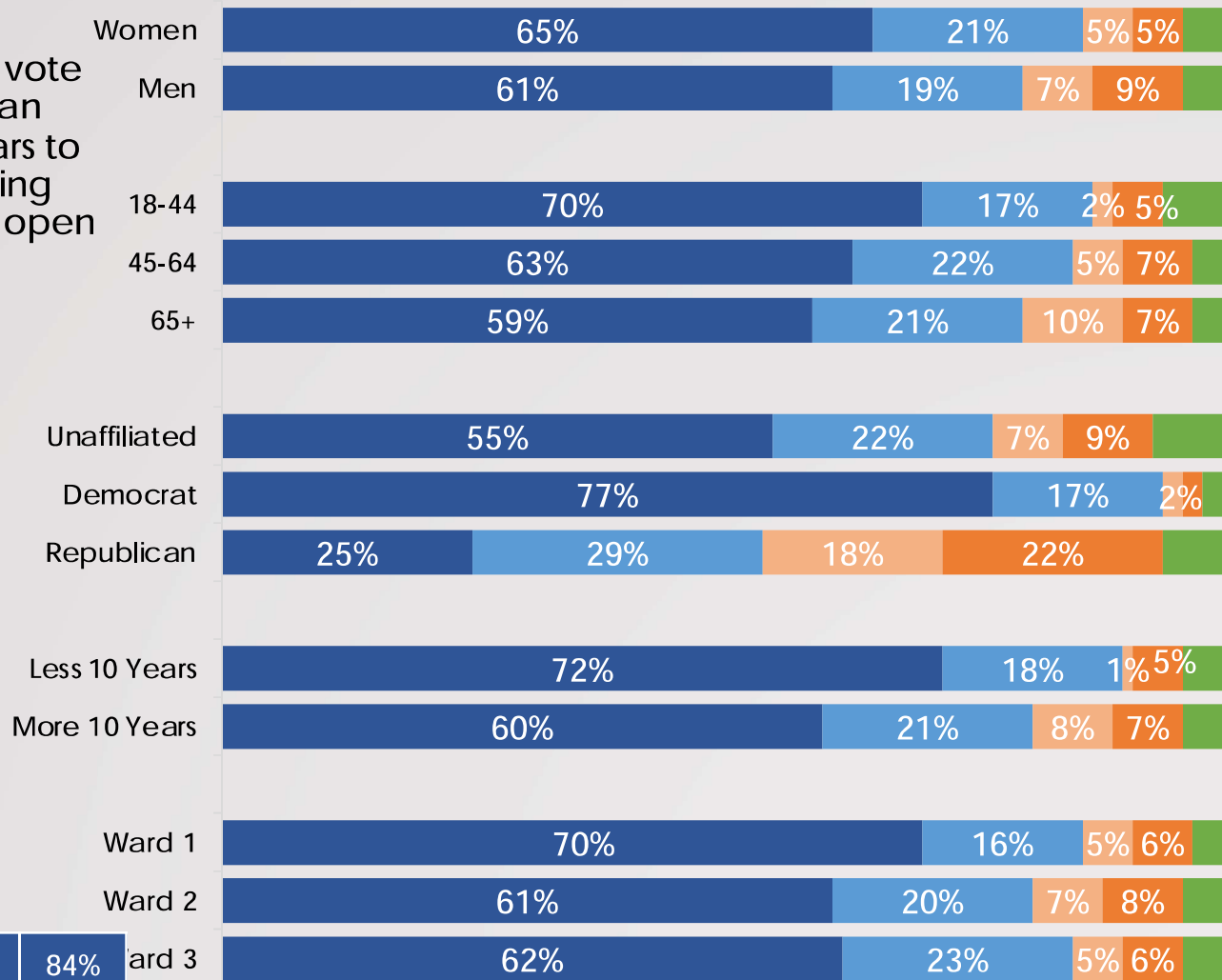
### Informed Ballot Test

If an election were held today, would you vote yes and approve or vote no and reject an extension of the 0.375% sales tax for 10 years to generate a \$2.85 million dedicated funding source for the maintenance of parks, trails, open space, and land acquisition?



- Definitely Yes, Approve
- Probably Yes, Approve
- Probably No, Reject
- Definitely No, Reject
- Undecided

Total Yes, Approve	84%
Total No, Reject	12%



■ Definitely Yes ■ Probably Yes ■ Probably No ■ Definitely No ■ Undecided

# Why 84% of Respondents Would Vote Yes

*Please describe the reasons why you would vote yes and approve the ballot measure.*

## Themes

Improved Quality of Life

Consider Parks and Open Space to be Important

"Open space and parks are a very important part of my life here in Louisville. Their importance to the city and wide availability were a huge factor in our deciding to move to Louisville in fact. From walking, running and biking to bird watching, I can't imagine my life in Louisville with out access to such amazing trails, parks and open spaces."

-Female, 18-34, Democrat, Less 2 Years, Ward 1

"I have two small children; we play on multiple playgrounds in our neighborhood. We go for nature walks in the open space next to our home. That nature access is invaluable for the children."-Female, 45-54, Democrat, 2-5 Years, Ward 3

"Maintenance of open space and other outdoor facilities is critical to the unique and attractive environment of Louisville. I had no idea of the large scope of what needs to be maintained and improved, so that's why I wholeheartedly support this initiative."

-Female, 55-64, Unaffiliated, 15-20 Years, Ward 2

"Maintaining open space & city parks to the citizens of Louisville is very important to me as a homeowner & voter." -Male, 55-64, Republican, 15-20 Years, Ward 1

"Parks and open space are a critical part of our local ecosystems, and a major reason why many people decide to call Louisville home. Maintaining these spaces for their sustainability, usability safety is critical to ensure long term community support." -Male, 35-44, Unaffiliated, 2-5 Years, Ward 3

# Why 12% of Respondents Would Vote No

*Please describe the reasons why you would vote no and reject the ballot measure.*

## Themes

Don't Agree with How Money is Spent

Taxes Too High Already

Don't See Need for More Open Space

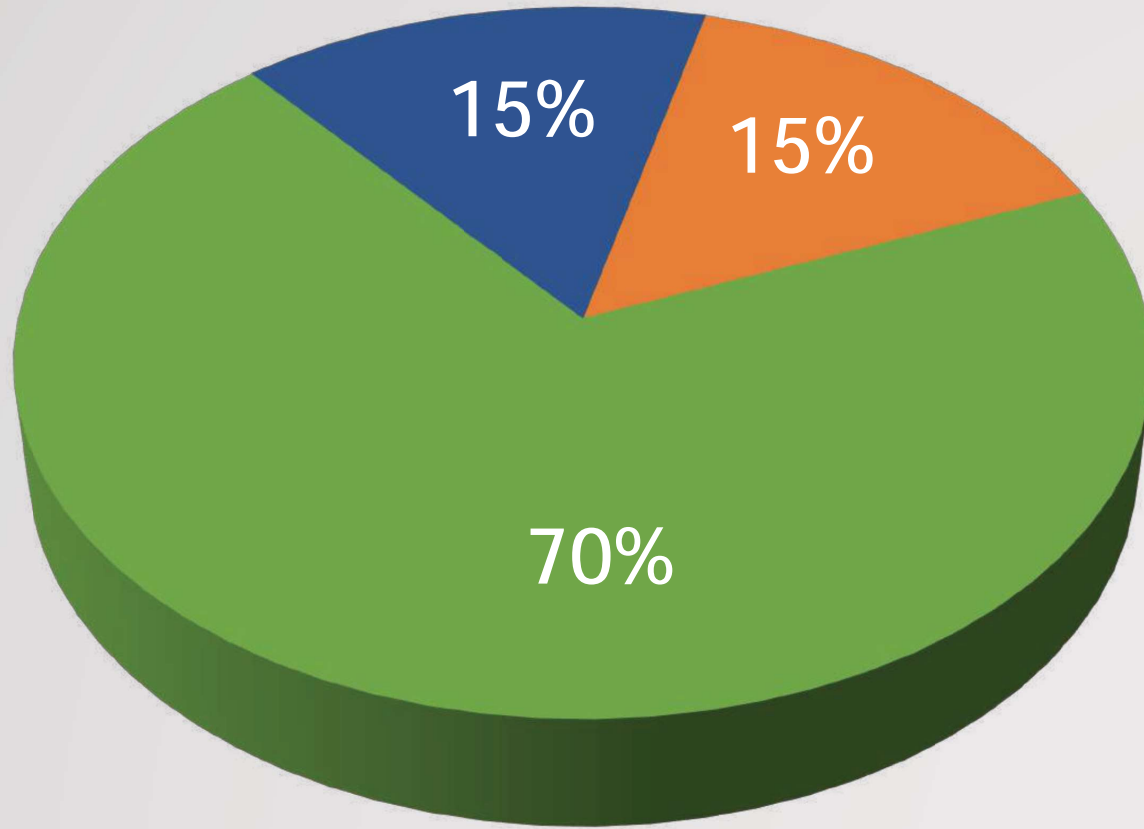
"No need to buy more open space. Need better management and less waste of available funds. Overall taxes are far too high." -Male, 65+, Republican, 20+ Years, Ward 3

"Without a promise of more maintenance and fire mitigation and little or no new acquisitions of property, I am likely to vote no. We do a poor job of maintenance and fire mitigation. We have PLENTY of Open Space land...the focus needs to shift to access and maintenance...with greater funding for parks and no more money for new property acquisition." -Male, 65+, Democrat, 20+ Years, Ward 2

"We don't need all of the open space. The city does a very poor job of maintaining it and wastes tax \$\$\$. We are getting taxed to death. If they can't properly maintain the open space then they should sell it." -Female, 55-64, Unaffiliated, 20+ Years, Ward 1

"Our city tax is already too high (one of the highest) and the city has been fighting new businesses from coming in, which could also increase sales tax revenue." -Male, 45-54, Unaffiliated, 10-15 years, Ward 3

If you had to choose, do you lean more towards voting yes and approving the ballot measure, or do you lean more towards voting no and rejecting it?  
[Asked only to 34 respondents who were Undecided]



■ Lean Yes, Approve      ■ Lean No, Reject      ■ Undecided



## Voter Opinion of Longer-Term Funding Options

Parks and Open Space are amenities that require long-term funding. Therefore, the City is considering asking voters to approve extending the 0.375% sales tax dedicated for Parks and Open Space for more than 10 years. Please indicate your level of support or opposition to extending the 0.375% sales tax for the following time periods:

Time Period	Total Support	Total Oppose	Definitely Support	Probably Support	Probably Oppose	Definitely Oppose	Undecided
A 15-Year Extension	75%	19%	52%	23%	6%	13%	6%
A 20-Year Extension	65%	25%	42%	23%	8%	17%	10%
Make it a Continuing Tax	61%	28%	40%	21%	8%	20%	11%



Again, because Parks and Open Space are amenities that require long-term funding, the City is considering a ballot measure that would increase the tax by 0.125% to raise an additional \$950,000 for the maintenance of parks, trails, open space, and land acquisition.

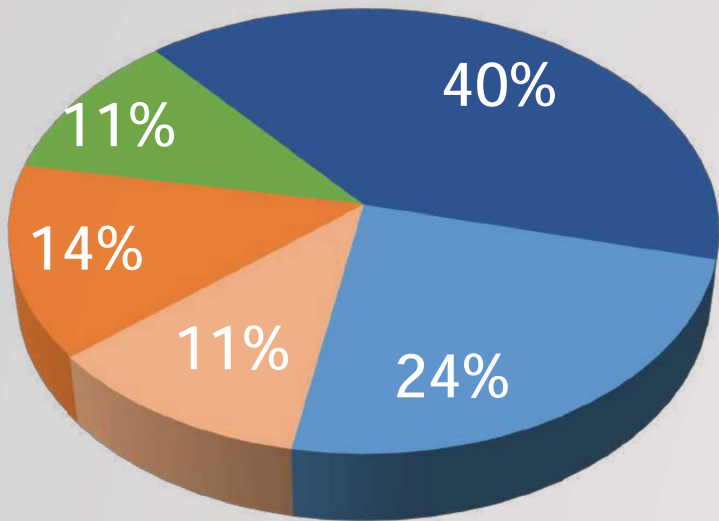
This additional funding would be used for maintaining existing parks, maintaining Open Space, trails, and future open space or park land acquisition. This may include more frequent playground replacement, trail development, natural resource management and education, addressing deferred maintenance issues and aging infrastructure, and the rising cost of materials and labor.

Knowing this, would you vote yes and approve or vote no and reject a 0.5% sales tax to fund an annual \$3.75 million dedicated funding source for the maintenance of parks, trails, and open space land acquisition that would expire and sunset in 10 years?



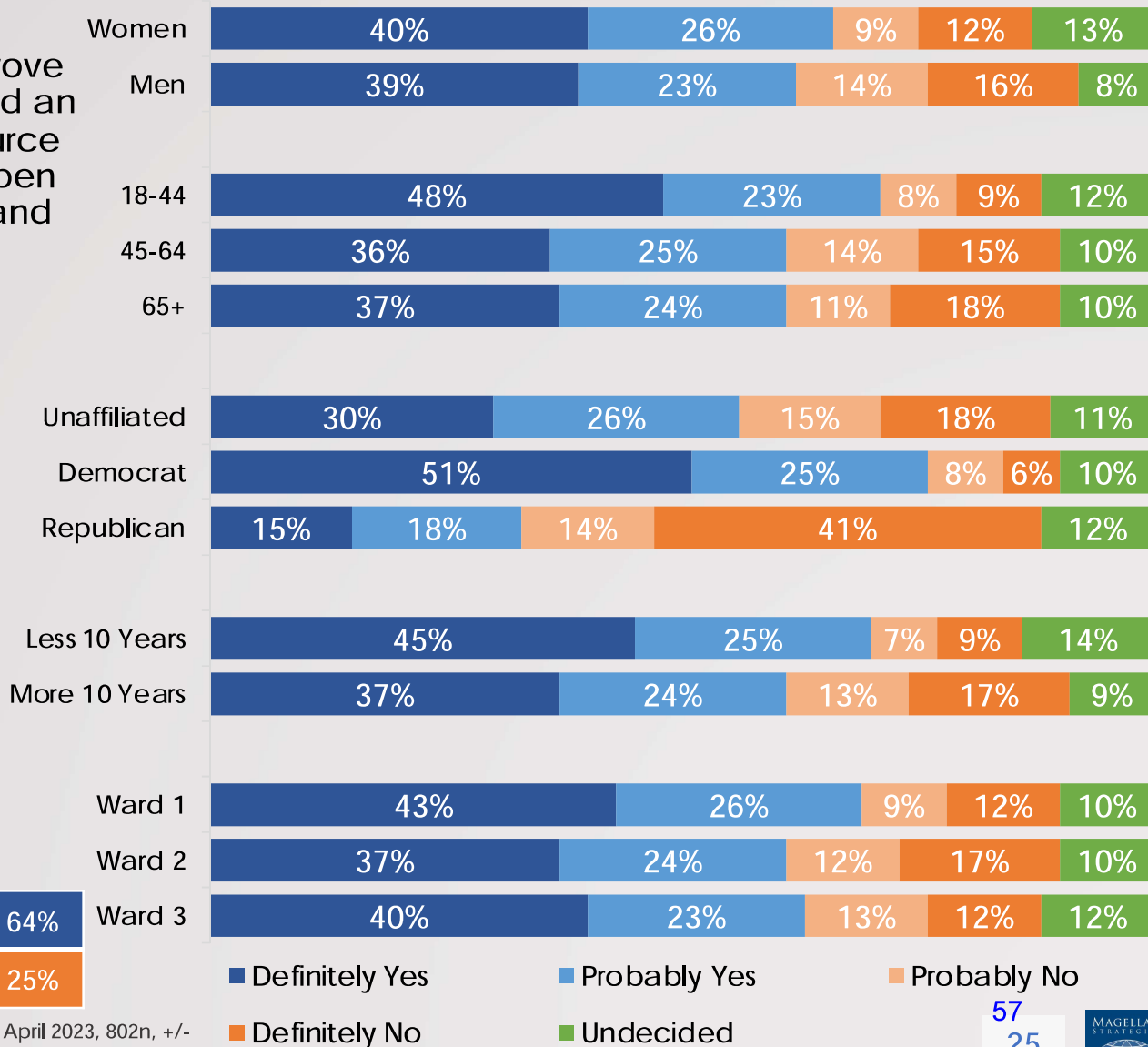
### 0.5% Sales Tax Ballot Test

Knowing this, would you vote yes and approve or vote no and reject a 0.5% sales tax to fund an annual \$3.75 million dedicated funding source for the maintenance of parks, trails, and open space land acquisition that would expire and sunset in 10 years?



- Definitely Yes, Approve
- Probably Yes, Approve
- Probably No, Reject
- Definitely No, Reject
- Undecided

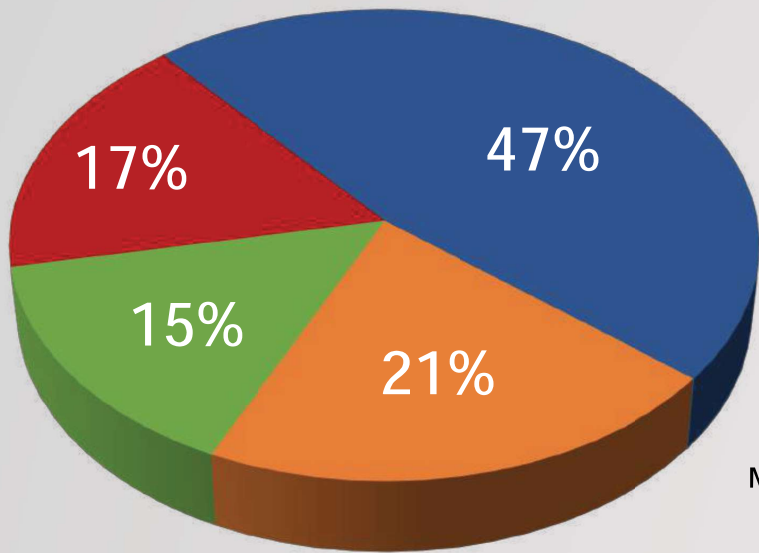
Total Yes, Approve	64%
Total No, Reject	25%



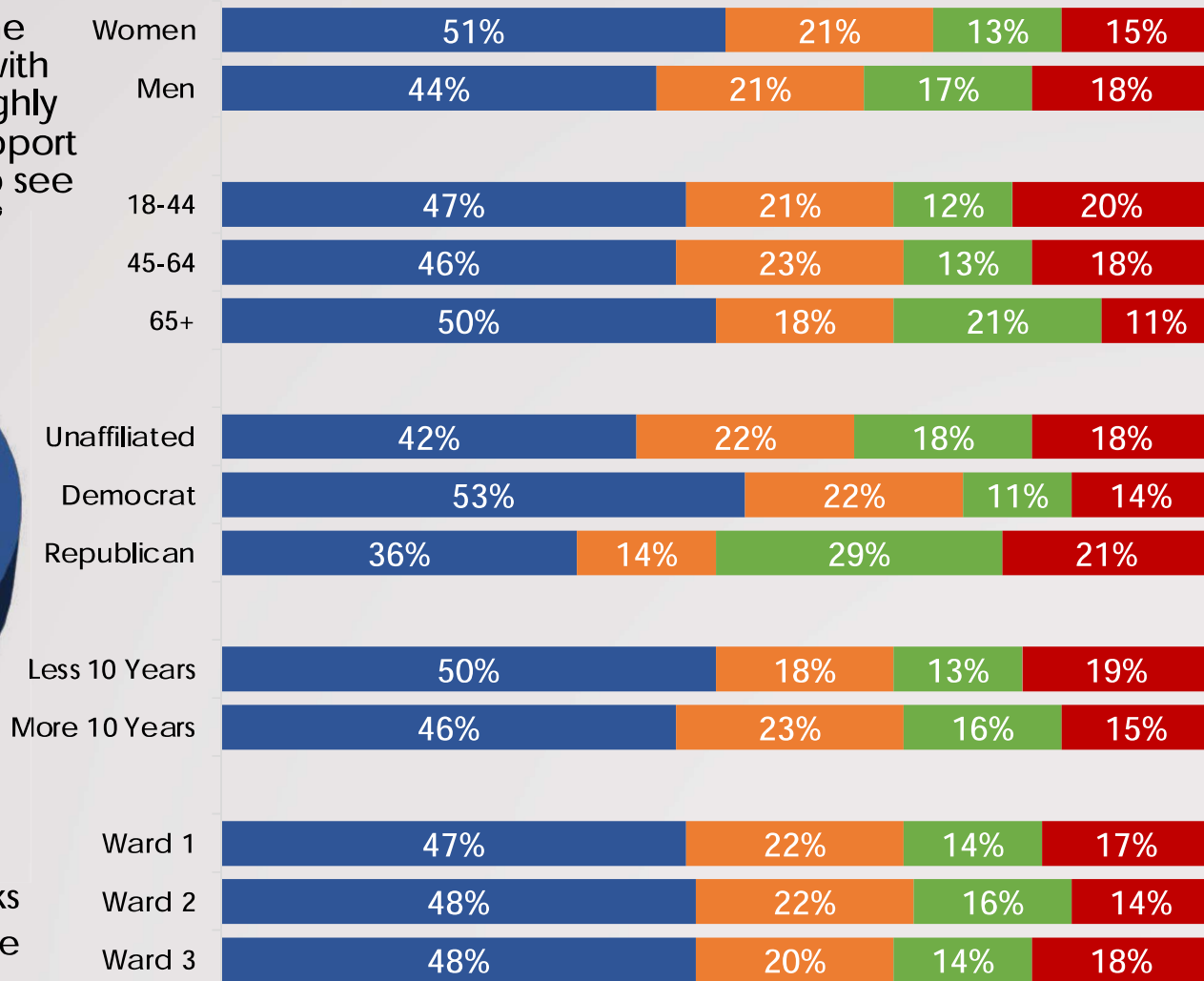
- Definitely Yes
- Probably Yes
- Probably No
- Definitely No
- Undecided

57  
25

In the past, the funds generated from the 0.375% sales tax have been split evenly, with roughly 50% going toward parks, and roughly 50% going toward open space. Do you support this allocation of funds, or would you like to see more go toward parks or open space?



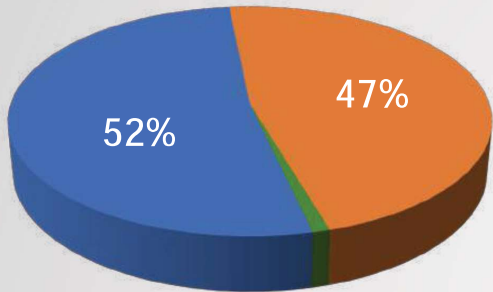
- Support an Even Split
- More Spent on Open Space, Less on Parks
- More Spent on Parks, Less on Open Space
- No Opinion



■ Even Split ■ More on Open Space ■ More on Parks ■ No Opinion

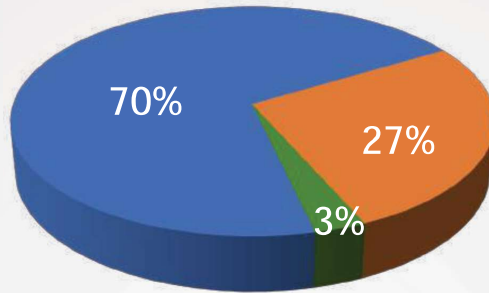
# Survey Demographics

Gender



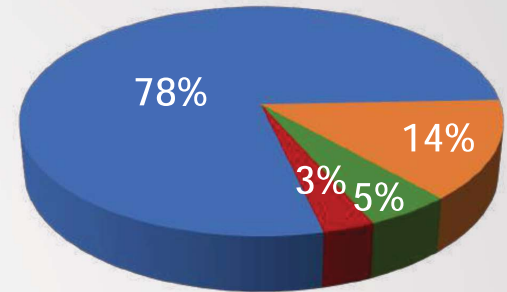
- Female
- Male
- Identify Differently

Marital Status



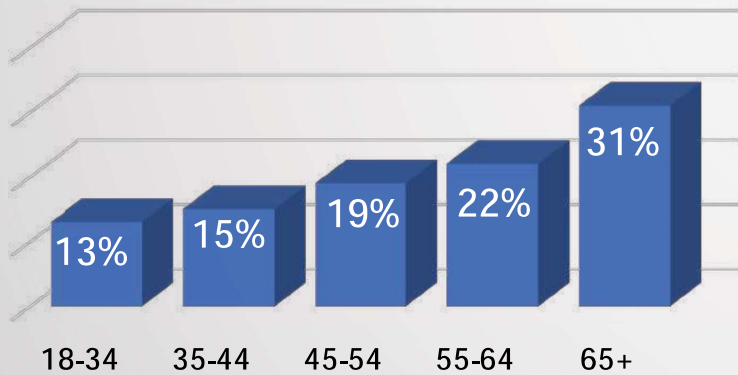
- Married
- Single
- Prefer Not to Say

Likelihood to Vote

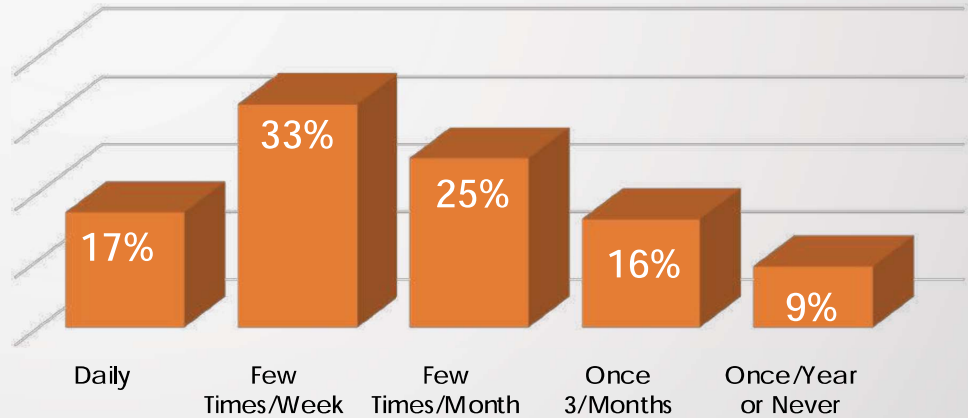


- Extremely Likely
- Very Likely
- Somewhat Likely
- Unlikely to Vote

Age Range

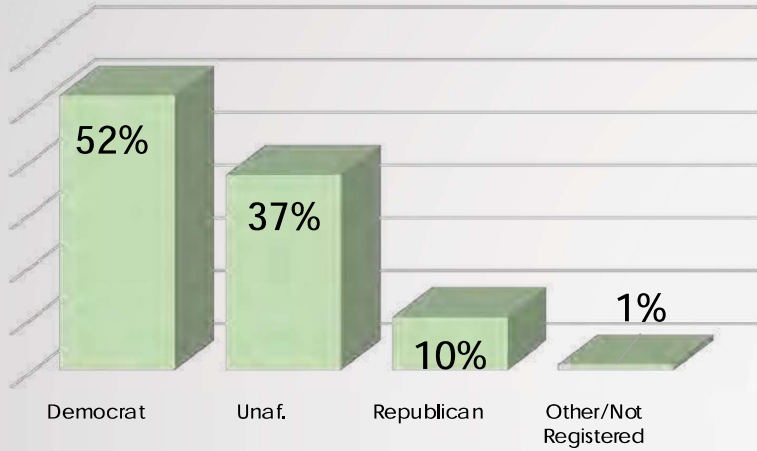


Parks/Playground Usage

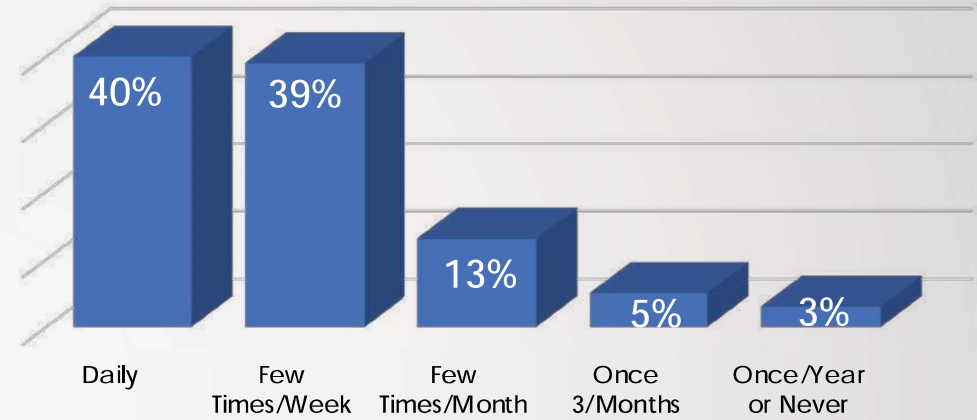


# Survey Demographics

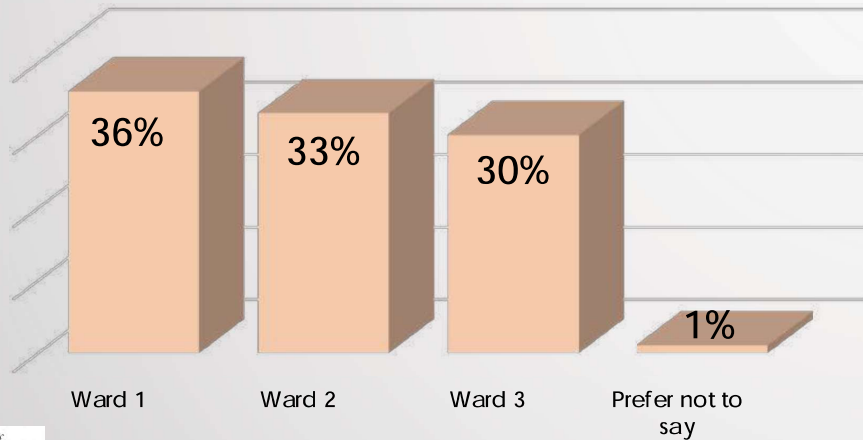
Party Affiliation



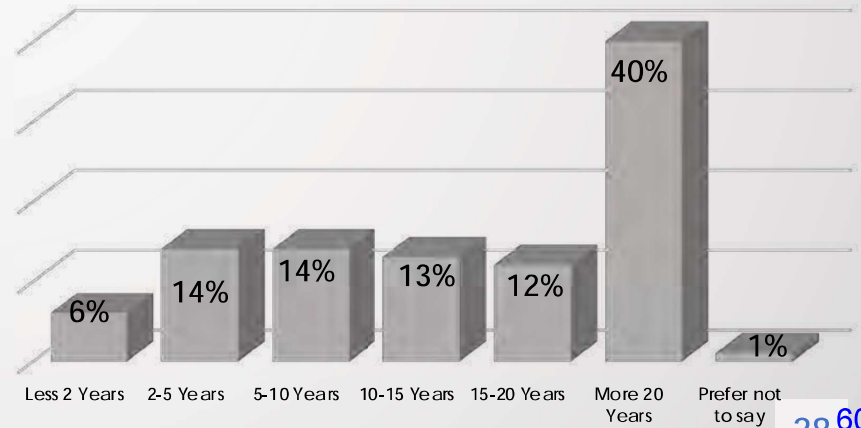
Trails/Open Space Usage



Ward



Tenure in Louisville



**MAGELLAN STRATEGIES**  
1685 Boxelder St. Suite 300  
Louisville, CO 80027  
[www.MagellanStrategies.com](http://www.MagellanStrategies.com)  
(303) 861-8585

---

David Flaherty  
Ryan Winger  
Courtney Sievers





# Magellan Strategies

## City of Louisville Parks and Open Space Ballot Measure Survey Topline Results

---

Magellan Strategies is pleased to present the topline results of an online survey of 802 registered voters in the City of Louisville, Colorado. The interviews were conducted from April 20<sup>th</sup> to May 4<sup>th</sup>, 2023. This survey has a margin of error of +/- 3.38% at the 95 percent confidence interval. The survey data were weighted to be representative of voter turnout demographics in the City of Louisville for an odd-year November election.

---

*T1. For statistical purposes, could you verify that you are registered to vote in the City of Louisville, Colorado?*

Yes.....100%

---

*T2. How likely are you to vote in a local ballot measure election this November regarding an extension of Louisville’s sales tax for parks and open space? Are you:*

Extremely Likely .....78%  
Very Likely .....14%  
Somewhat Likely .....5%  
Unlikely to Vote.....3%

---

*T3. How familiar are you with the parks, playgrounds, trails, and open spaces managed by Louisville’s Parks and Open Space Divisions? Are you:*

Very Familiar .....63%  
Somewhat Familiar .....32%  
Not Too Familiar .....4%  
Not Familiar at All.....1%

---

*T4. Do you approve or disapprove of the job the Louisville Parks Division is doing managing the City's parks and playgrounds?*

Total Approve .....	85%
Total Disapprove.....	8%
Unsure/No Opinion .....	7%
Strongly Approve .....	44%
Somewhat Approve.....	41%
Strongly Disapprove.....	3%
Somewhat Disapprove .....	5%

---

*T5. Do you approve or disapprove of the job the Louisville Open Space Division is doing managing the City's open spaces and trails?*

Total Approve .....	82%
Total Disapprove.....	12%
Unsure/No Opinion .....	6%
Strongly Approve .....	43%
Somewhat Approve.....	39%
Strongly Disapprove.....	5%
Somewhat Disapprove .....	7%

---

*T6. As you may know, the City of Louisville owns or has an interest in roughly 2,000 acres of open space, which is approximately 40% of the land within city limits. Do you think this is:*

Too Much Open Space .....	5%
About the Right Amount of Open Space.....	60%
Not Enough Open Space.....	31%
Unsure/No Opinion .....	4%

---





T7. Please indicate how important the following Parks and Open Space Division responsibilities and functions are:

	<i>Total Imp.</i>	<i>Total Not Imp.</i>	<i>Very Important</i>	<i>Somewhat Important</i>	<i>Not Too Important</i>	<i>Not Important at All</i>	<i>No Opinion</i>
Open space/trails maintenance and operations	<b>97%</b>	<b>3%</b>	75%	22%	2%	1%	0%
Fire mitigation activities on City land	<b>95%</b>	<b>5%</b>	73%	22%	4%	1%	0%
Parks/playground maintenance and operations	<b>95%</b>	<b>4%</b>	66%	29%	3%	1%	1%
Natural environment and habitat restoration	<b>88%</b>	<b>11%</b>	61%	27%	9%	2%	1%
Open space land acquisitions	<b>72%</b>	<b>26%</b>	39%	33%	18%	8%	2%
New parks and open Space capital/building projects	<b>70%</b>	<b>27%</b>	27%	43%	21%	6%	3%

T8. Do you agree or disagree with the following statement? *“The City of Louisville is fiscally responsible and spends taxpayer money wisely.”*

Total Agree .....67%  
 Total Disagree.....19%  
 Unsure/No Opinion .....14%

Strongly Agree.....26%  
 Somewhat Agree .....41%

Strongly Disagree .....8%  
 Somewhat Disagree .....11%





*Before we continue, it is important to understand that the City has not determined the specifics of a ballot measure that will be placed on the November ballot regarding funding for parks, trails, and open space. However, your participation in this survey and sharing your honest opinions will influence those decisions. So, let’s continue the survey now....*

*T9. As you may know, in 2002, Louisville voters approved a 0.375% sales tax increase to create a dedicated funding source for the maintenance of parks, trails, open space, and land acquisition. In 2012, voters approved an extension of this tax for another 10 years, and the tax expires at the end of 2023.*

*The City is considering a ballot measure asking voters to approve or reject another 10-year extension of the tax. The 0.375% sales tax generates \$2.85 million annually and costs a consumer 3.75 cents on a \$10 purchase of taxable items.*

*If an election were held today, would you vote yes and approve or vote no and reject an extension of the 0.375% sales tax for 10 years to generate a \$2.85 million dedicated funding source for the maintenance of parks, trails, open space, and land acquisition?*

Total Vote Yes, Approve.....	82%
Total Vote No, Reject.....	14%
Undecided.....	4%
Definitely Vote Yes, Approve .....	59%
Probably Vote Yes, Approve.....	23%
Definitely Vote No, Reject .....	7%
Probably Vote No, Reject.....	7%

---



*We will now share information about the Parks and Open Space Divisions and why the City will be placing a ballot measure before voters this November. The ballot measure may ask for voters to approve an extension of the 0.375% sales tax to generate \$2.85 million in annual funding for the maintenance of parks, trails, open space, and land acquisition. After reading/hearing the information, please indicate if you are more likely to vote yes and approve the ballot measure or if you are more likely to vote no and reject it. Let's get started...*

*T10. The Parks Division is responsible for maintaining and operating 37 parks, 16 playgrounds, 7 basketball courts, 14 athletic fields, 11 Tennis courts, 5 pickleball courts, and a multipurpose in-line skating rink.*

*In addition, they manage the City's forestry (including the Arboretum & 10,000 trees throughout the City), skate park, street medians, and streetscapes, right-of-way landscape maintenance, 70 neighborhood entrance areas, and over 10 miles of street landscaping maintenance.*

*The Parks Division also manages 10 miles of trails and all public horticulture areas, including all downtown flower beds, trees, and the Louisville Cemetery. Knowing this information are you:*

Total More Likely to Vote Yes, Approve .....81%  
Total More Likely to Vote No, Reject .....10%  
No Difference in Opinion .....9%

Much More Likely to Vote Yes, Approve .....49%  
Somewhat More Likely to Vote Yes, Approve.....32%

Much More Likely to Vote No, Reject .....4%  
Somewhat More Likely to Vote No, Reject .....6%

---



*T11. The Open Space Division is responsible for maintaining approximately 2,000 acres of open lands that the City owns or has an interest in, plus 20 miles of trails. These lands provide recreational opportunities for residents and visitors, support diverse wildlife and plant communities, and create visual buffers between Louisville and neighboring municipalities. Knowing this, are you:*

Total More Likely to Vote Yes, Approve .....81%  
Total More Likely to Vote No, Reject .....9%  
No Difference in Opinion ..... 10%

Much More Likely to Vote Yes, Approve .....52%  
Somewhat More Likely to Vote Yes, Approve.....29%

Much More Likely to Vote No, Reject .....5%  
Somewhat More Likely to Vote No, Reject.....5%

---

*T12. The 0.375% sales tax revenue pays for 60% of the Parks Division’s operational costs, and 100% of the Open Space Division’s operational costs. These costs include maintenance, capital projects, equipment, staff, and management work associated with parks and open spaces. Knowing this, are you:*

Total More Likely to Vote Yes, Approve .....79%  
Total More Likely to Vote No, Reject ..... 11%  
No Difference in Opinion ..... 10%

Much More Likely to Vote Yes, Approve .....53%  
Somewhat More Likely to Vote Yes, Approve.....26%

Much More Likely to Vote No, Reject .....5%  
Somewhat More Likely to Vote No, Reject.....6%

---



*T13. If the 0.375% dedicated parks and open space sales tax is not extended, the City must dramatically reduce the operational costs of the Parks and Open Space Divisions. This would result in less mowing, wildfire mitigation, and reduced trail, park, and open space maintenance. Knowing this, are you:*

Total More Likely to Vote Yes, Approve .....85%  
Total More Likely to Vote No, Reject .....9%  
No Difference in Opinion .....6%

Much More Likely to Vote Yes, Approve .....68%  
Somewhat More Likely to Vote Yes, Approve.....17%

Much More Likely to Vote No, Reject .....4%  
Somewhat More Likely to Vote No, Reject.....5%

---

*T14. Since 2002, revenue from the 0.375% sales tax has helped fund the acquisition of Mayhoffer, Hecla and Bullhead Gulch Open Spaces. Knowing this, are you:*

Total More Likely to Vote Yes, Approve .....73%  
Total More Likely to Vote No, Reject .....14%  
No Difference in Opinion .....13%

Much More Likely to Vote Yes, Approve .....48%  
Somewhat More Likely to Vote Yes, Approve.....25%

Much More Likely to Vote No, Reject .....7%  
Somewhat More Likely to Vote No, Reject.....7%

---



*T15. Thank you for learning why the City is placing a ballot measure on the November ballot. As a reminder, the ballot measure may ask voters to approve or reject a 0.375% sales tax extension for 10 years to continue generating a \$2.85 million annual dedicated funding source for the maintenance of parks, trails, open space, and land acquisition.*

*A 0.375% sales tax extension would cost a consumer 3.75 cents on a \$10 purchase of taxable items.*

*If an election were held today, would you vote yes and approve or vote no and reject an extension of the 0.375% sales tax for 10 years to generate a \$2.85 million annual dedicated funding source for the annual maintenance of parks, trails, open space, and land acquisition?*

Total Vote Yes, Approve.....84%  
Total Vote No, Reject.....12%  
Undecided.....4%

Definitely Vote Yes, Approve .....64%  
Probably Vote Yes, Approve.....20%

Definitely Vote No, Reject .....7%  
Probably Vote No, Reject.....5%

---

*T16. Please describe the reasons why you would vote yes and approve the ballot measure.*

*\*Verbatim responses are in a separate document.*

---

*T17. Please describe the reasons why you would vote no and reject the ballot measure.*

*\*Verbatim responses are in a separate document.*

---

*T18. If you had to choose, do you lean more towards voting yes and approving the ballot measure, or do you lean more towards voting no and rejecting it? [Asked only to 34 respondents who were Undecided on T15]*

Lean Toward Voting Yes, Approve .....15%  
Lean Toward Voting No, Reject .....15%  
Undecided.....70%

---



*Thank you for sharing your thoughts and opinions regarding this ballot measure. You are almost done with the survey. We just have a few more questions to ask.*

*T19. Parks and Open Space are amenities that require long-term funding. Therefore, the City is considering asking voters to approve extending the 0.375% sales tax dedicated for Parks and Open Space for more than 10 years.*

*Please indicate your level of support or opposition to extending the 0.375% sales tax for the following time periods:*

	<b>Total Support</b>	<b>Total Oppose</b>	<b>Def. Support</b>	<b>Prob. Support</b>	<b>Prob. Oppose</b>	<b>Def. Oppose</b>	<b>Undecided</b>
A 15-Year Extension	<b>75%</b>	<b>19%</b>	52%	23%	6%	13%	6%
A 20-Year Extension	<b>65%</b>	<b>25%</b>	42%	23%	8%	17%	10%
Make it a Continuing Tax	<b>61%</b>	<b>28%</b>	40%	21%	8%	20%	11%

*T20. Again, because Parks and Open Space are amenities that require long-term funding, the City is considering a ballot measure that would increase the tax by 0.125% to raise an additional \$950,000 for the maintenance of parks, trails, open space, and land acquisition.*

This additional funding would be used for maintaining existing parks, maintaining Open Space, trails, and future open space or park land acquisition. This may include more frequent playground replacement, trail development, natural resource management and education, addressing deferred maintenance issues and aging infrastructure, and the rising cost of materials and labor.

Knowing this, would you vote yes and approve or vote no and reject a 0.5% sales tax to fund an annual \$3.75 million dedicated funding source for the maintenance of parks, trails, and open space land acquisition that would expire and sunset in 10 years?

Total Vote Yes, Approve.....64%  
 Total Vote No, Reject.....25%  
 Undecided.....11%

Definitely Vote Yes, Approve.....40%  
 Probably Vote Yes, Approve.....24%

Definitely Vote No, Reject.....14%  
 Probably Vote No, Reject.....11%



*T21. In the past, the funds generated from the 0.375% sales tax have been split evenly, with roughly 50% going towards parks, and roughly 50% going towards open space. Do you support this allocation of funds, or would you like to see more go towards parks or open space?*

Support an Even Split .....47%  
More Spent on Open Space, Less on Parks.....21%  
More Spent on Parks, Less on Open Space..... 15%  
No Opinion ..... 17%

---

*And now we have some questions for statistical purposes only.*

*T22. Are you:*

Female .....52.2%  
Male .....47.3%  
Prefer to Identify As [Self-Describe] .....0.5%

---

*T23. Are you between the ages of:*

18 to 34 ..... 13%  
35 to 44 ..... 15%  
45 to 54 ..... 19%  
55 to 64 ..... 22%  
65 or Older .....31%

---

*T24. Are you married or single?*

Married .....70%  
Single.....27%  
Prefer not to say .....3%

---

*T25. For statistical purposes only, are you registered to vote as an Unaffiliated voter, a Democrat, a Republican, or are you registered with another party?*

Democrat.....52%  
Unaffiliated .....37%  
Republican..... 10%  
Other Party ..... 1%

---





*T26. How often do you or someone in your family use the City’s parks and playgrounds? Even if you only use them during warmer months, please indicate how often you or a family member visit during that time.*

Daily.....	17%
A Few Times a Week .....	33%
A Few Times a Month .....	25%
Once Every Three Months.....	16%
Once a Year.....	4%
Never.....	5%

---

*T27. How often do you or someone in your family use the City’s trails and open spaces? Even if you only use them during warmer months, please indicate how often you or a family member visit during that time.*

Daily.....	40%
A Few Times a Week .....	39%
A Few Times a Month .....	13%
Once Every Three Months.....	5%
Once a Year.....	1%
Never.....	2%

---

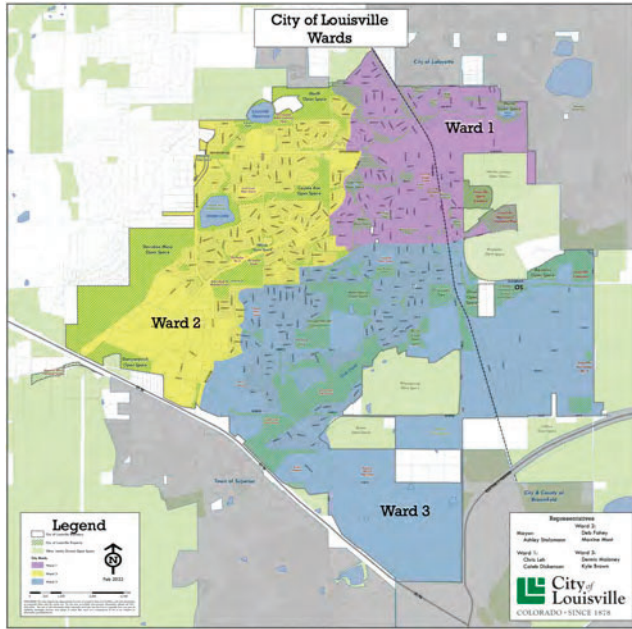
*T28. How long have you lived in Louisville?*

More Than 20 Years.....	40%
5 to 10 Years.....	14%
2 to 5 Years.....	14%
10 to 15 Years.....	13%
15 to 20 Years.....	12%
Less Than 2 Years.....	6%
Prefer Not to Say .....	1%

---



T29. Using the map of Louisville Wards, which ward do you live in?



Ward 3.....	36%
Ward 2.....	33%
Ward 1.....	30%
Prefer Not to Say .....	1%

**Survey Methodology**

The data collection methods for this survey included MMS text survey invitation messages to voter cell phone numbers, emails from the city to residents, social media, and the posting of a link on the city’s website. The survey response data was weighted to reflect the voter turnout demographics for an odd-year November election in the City of Louisville. The interviews were conducted from April 20<sup>th</sup> – May 4<sup>th</sup>, 2023. This survey has a margin of error of +/- 3.38% at the 95 percent confidence interval.



**City of Louisville Parks and Open Space Ballot Measure Survey**  
**"Please describe the reasons why you would vote yes and approve the ballot measure."**

Sex	Age Range	Party	Tenure	Ward	Response
F	35-44	D	10-15y	1	I love our trails and parks, and our family uses them regularly. I am happy to pay more taxes to maintain and improve what we have.
F	35-44	D	10-15y	1	I enjoy the trails, open space, parks, on a regular basis. I'm also concerned about wildfire mitigation.
F	35-44	D	10-15y	1	The city of Louisville needs more parks and open space. Why does every other town have pump track? Our skate park is old and out dated. We need a new skate park. Parks and open space are vital to our community. We need to improve and increase the number of recreational options for our community.
M	35-44	D	10-15y	1	Having parks, trails maintained is good for the mental and physical wellbeing of residents. Having the necessary resources for wildfire mitigation is extremely important for the safety of the residents.
F	45-54	D	10-15y	1	The public parks, trails and open spaces are vital to our community.
F	45-54	D	10-15y	1	Parks and open spaces are good things for everyone!
F	45-54	D	10-15y	1	We will support Whatever it takes to ensure the city can be competitive purchasing any available land to convert to open space and prevent further building development in LSV
U	45-54	D	10-15y	1	Keep open space open— need to focus on redeveloping existing unused business parks — Lowe's, the old Sams Club — etc and NOT approve big buildings on the edges of wildfire habits. Boulder is now way out of control with buildings and we need to use the spaces we already have — the alfalfas parking lot, the Lowe's, the m old hobby lobby are all underutilized land — use that not open space!!
F	65+	D	10-15y	1	We back onto open space. It is invaluable to us. We want to do everything we can to protect our open space. Fire mitigation is also uppermost in our minds after December 30th.
F	65+	D	10-15y	1	We should support those things.
M	65+	D	10-15y	1	I really enjoy the open spaces around Louisville, and to a lesser extent, the parks. And I think it improves the quality of life here and thus increases property values. And I would really like to see the remaining open land around town turned into open space instead of being developed. In the 13 years I've lived here, things have unfortunately gotten really built up.
F	35-44	U	10-15y	1	For continued maintenance of parks and open space
M	45-54	U	10-15y	1	Natural spaces provide a lot value by enhancing a community's wellbeing, which directly impacts tax revenue.
F	45-54	D	15-20y	1	I love my Louisville Parks & Open Space!
F	45-54	D	15-20y	1	I use our open space every day and it is critical to our quality of life in Loyisville.
F	45-54	D	15-20y	1	Open space and parks are one of the few places that can actually help people stay sane in this f!@#\$\$% up society that continues to move in the wrong direction. Nature helps to calm a persons mind and soul. We need more nature and FEWER new residential and commercial developments. Reuse/Remodel empty buildings. And....on another note.....would it be possible to make throwing cigarettes out of a vehicle window illegal and post signs with fines along roadways?? I fear one will start another Marshall. I hope you can pass that last bit on for me....Thank you!!!!!!

**City of Louisville Parks and Open Space Ballot Measure Survey**  
**"Please describe the reasons why you would vote yes and approve the ballot measure."**

Sex	Age Range	Party	Tenure	Ward	Response
M	45-54	D	15-20y	1	Open spaces are to maintaining the soul of the town
F	55-64	D	15-20y	1	Open spaces and green spaces, and by extension their upkeep, are critical to a healthy community in so many ways.
M	55-64	D	15-20y	1	Vibrant and well curated public spaces such as open space, parks, and playgrounds drive value into the community and elevate Louisville as a primary choice of high quality living.
F	65+	D	15-20y	1	Being in this beautiful and magnificent place we naturally are drawn to nourishing and recognizing it, as it is also ourselves that we are recognizing and nourishing.
F	65+	D	15-20y	1	I support and use open space.
F	65+	D	15-20y	1	We enjoy the open spaces & playgrounds
M	65+	D	15-20y	1	I like open space period.
M	55-64	R	15-20y	1	Maintaining open space & city parks to the citizens of Louisville is very important to me as a homeowner & voter
F	45-54	U	15-20y	1	Keep bike trails open Keep noxious weeds at bay Cut dead cottonwood trees down Create more bike walking trails to full connect each other Do better job with weed mitigation in open space. Noxious weeds tend to creep into homeowner landscaping Also enforce/advise a "do not feed squirrels and geese" Maintenance on tennis courts improvements needed
M	45-54	U	15-20y	1	Parks and open space are a critical part of Louisville and our choice to live here. The fact that these are so dependent on sunseting sales tax provision actually makes me question the competence of city leadership.
M	45-54	U	15-20y	1	I like what you have done so far.
F	55-64	U	15-20y	1	Open space is why we moved here. North end old town, little Italy is about to be destroyed. It is a treasure as is all open space. More is needed, less encroachment on open space. Land that is undeveloped is going away, and that is very very disappointing and sad. When I told my 9 yo grandson, he cried. Not the question you asked, but I also am adamantly against the spraying of pesticides in our town, I don't want my money to pay for that.
F	55-64	U	15-20y	1	Healthy spaces, nature, environment ties to healthy minds (mental health), bodies (physical health), healthy populations.... Nature within easy reach provides oportunity for solace, healing, discovery, models natural sustenance, wisdom... society would benefit from all of this
M	55-64	U	15-20y	1	I use a lot of the parks. Having outdoor parks and trails make it a more desirable place to live.
M	65+	U	15-20y	1	Keep city open and beautiful with nice parks and trails
F	18-34	D	2-5y	1	I value our city's parks and know the money to maintain them needs to come from somewhere.
F	35-44	D	2-5y	1	I like parks and open spaces
F	35-44	D	2-5y	1	I would vote yes because I do think parks and open space are important. I think the city should focus less on acquiring new open space and more on middle income housing and fire restoration.
M	35-44	D	2-5y	1	Continue to support operational budget for current services (mowing, fire mitigation, trail maintenance, etc) and possibility to acquire more open square land

**City of Louisville Parks and Open Space Ballot Measure Survey**  
**"Please describe the reasons why you would vote yes and approve the ballot measure."**

Sex	Age Range	Party	Tenure	Ward	Response
M	35-44	D	2-5y	1	Open spaces are extremely important and the tax is critical to maintaining the budget that supports open space and trails and playgrounds
F	45-54	D	2-5y	1	Open spaces are important to me.
M	45-54	D	2-5y	1	I use and value the parks and open spaces. They improve the livability and health of the community.
M	45-54	D	2-5y	1	Parks and Rec areas are a big reason why we choose to live in Louisville
M	45-54	D	2-5y	1	This is an existing tax and we enjoy the parks and trails and do not want to see them fall into disrepair
F	55-64	D	2-5y	1	We enjoy have open space and parks for walking our dogs, especially off-leash areas where our and others' dogs can have freedom to roam. There's wonderful friendliness and camaraderie at these open-space parks that is important for people's quality of life in Louisville. Likewise having an abundance of open space and trails makes Louisville special and a desirable place to live. We also enjoy having nearby neighborhood playgrounds for our grandchildren.
F	65+	D	2-5y	1	I come from Silicon Valley in California, where the choice to pursue development over open space became a foregone conclusion. I objected to this, and finally decided to move away from the area in which I grew up and where I went to school, as well as settled as an adult. A prime consideration in choosing to live in Louisville has been its determination to keep as much of its land available as open space as possible, and preserving the character of Louisville over choosing widespread commercial development. I have been encouraged by and supportive of the way Louisville has worked to deter massive development in the Redtail Ridge area, opposing what has been an overwhelming push by Brue Baukol to develop that area according to its designs despite the fact Louisville voters have indicated through the ballot and through their voices that what Brue Baukol wanted to do wasn't in accord with our community's wishes.
F	65+	D	2-5y	1	All of the areas that are funded now need to continue and grow increased opportunities for the community
F	65+	D	2-5y	1	I enjoy all the parks and open spaces in Louisville.
M	65+	D	2-5y	1	Believe open space and parks are very important
M	65+	D	2-5y	1	Let's keep a good thing going. I especially like the maintenance of the tennis courts, which I use regularly.
M	65+	D	2-5y	1	Because it's fundamental to a well managed city and natural environment. An solid investment in the community.
U	65+	D	2-5y	1	Lived in Boulder for decades before moving. Used trails & parks everywhere & loved them all. Appreciate this takes \$
F	18-34	U	2-5y	1	Cottonwood Park and Louisville Rex Center specifically but the city is doing a great job all around. I would even vote yes on a tax increase to improve maintenance on the park (our zip line has barely operated at all) and the ice skating rink at the rec center.
F	65+	U	2-5y	1	It is good for the city of louisville
F	65+	U	2-5y	1	Open spaces are in danger, especially in the state. It is important to keep what we have.

**City of Louisville Parks and Open Space Ballot Measure Survey**  
**"Please describe the reasons why you would vote yes and approve the ballot measure."**

Sex	Age Range	Party	Tenure	Ward	Response
F	35-44	D	20+y	1	Louisville does not need to acquire or designate more open space. We need to maintain what we currently have which was not done responsibly previously. I backed up to open space and lost my home in the Marshall fire. The brush behind my home was not tended to at all . I do not want more open space. I want to maintain what we have better.
F	45-54	D	20+y	1	I value open space and parks. I would like to see more xeriscaped areas, for example the street medians should not have vegetation that needs to be mowed or watered regularly. Thanks for all you do!
M	45-54	D	20+y	1	I love open space
M	45-54	D	20+y	1	Open space is one of the most important and in peril of being lost on the front range. Once these areas are lost or overly neglected, they are difficult to re incorporate.
M	45-54	D	20+y	1	The more open space we have, the better quality of life we have in Louisville and the more our houses are worth
M	45-54	D	20+y	1	I use the trails and open spaces frequently.
F	55-64	D	20+y	1	Open spaces areas are a treasure to behold, that all residents should have to enjoy, recreate, and exercise in. All are needed for physical and mental health!
F	55-64	D	20+y	1	I am 100% for the tax to maintain and improvements of our existing parks and ope spaces. Not so much for purchasing additional land.
F	55-64	D	20+y	1	I love our parks and open space. However, we need more restrictions in place as it is getting loved to death. Too many social trails with too many dogs off leash affecting our nesting birds and local wildlife corridors.
F	55-64	D	20+y	1	Crucial needs for open space growth and more care. Desperately need more open space active care such as mowing near residential areas though for fire mitigation. Would like to partner with open space to plant more trees. I would pay for monthly mowing of my fenceline next to open space. I would also pay more in taxes based on purchasrs for the overall parks/recreation/open space efforts.
F	55-64	D	20+y	1	We use the open space almost every single day for biking and hiking. We love our natural spaces within town and highly value them for exercise, for their natural beauty and as habitats for our wild critters. Thank you, Louisville, for caring for our parks and open space.
M	55-64	D	20+y	1	Hesitant because too little being spent on open Space.
F	65+	D	20+y	1	Louisville's open space is a treasure, and it must be valued and enhanced as a top priority. It's what makes Louisville the special place that we all cherish.
F	65+	D	20+y	1	To continue to have open space for wildlife habitat.
F	65+	D	20+y	1	Parks and open space are essential to the quality of life we Louisville citizens enjoy. It is vital that we continue to support the maintenance of our current programs as well as expand and improve programs moving forward. Thank you!
F	65+	D	20+y	1	Central to the quality of life in Louisville. Open to all regardless of income



**City of Louisville Parks and Open Space Ballot Measure Survey**  
**"Please describe the reasons why you would vote yes and approve the ballot measure."**

Sex	Age Range	Party	Tenure	Ward	Response
F	65+	D	20+y	1	Creation and maintenance of our parks and open space is important to me and the community overall. Happy to support it!
F	65+	D	20+y	1	Undecided on my vote.
F	65+	D	20+y	1	We need to preserve and maintain all we can! Once gone, it's gone forever!
F	65+	D	20+y	1	Our open spaces, trails, and parks are important to our quality of life. We also know how important Fire mitigation is
F	65+	D	20+y	1	I like the trails. I like the open space. I like all the things that Louisville is doing in all those areas. They need to keep it up, and they need the money to do that.
M	65+	D	20+y	1	Parks and open space are essential assets for a thriving community and for people of all ages and abilities. They also support natural environments and wildlife, and help mitigate impacts of climate change.
M	65+	D	20+y	1	Open space and parks are important for our quality of life and our physical/mental health. This small sales tax is a reasonable way to fund a significant portion of the department's budget.
M	18-34	O	20+y	1	More open space/ parks = less houses which = less people. Win win win
F	55-64	R	20+y	1	The city needs to continue maintaining all the parks and résumé maintaining/ mowing open space for fire mitigation.
M	65+	R	20+y	1	Our family has lived in Louisville since 1984; and love all the city is doing in this area.
F	45-54	U	20+y	1	We use some form of these spaces almost every day. They make Louisville the city it is.
F	45-54	U	20+y	1	Our parks and open space are part of what make this town great.
F	55-64	U	20+y	1	Too many people moving here! Stop building more housing!.. open space is beautiful and necessary for a quality life. Moved here in 1986. Things getting outta control.
F	55-64	U	20+y	1	I want to keep my neighborhood intact. I enjoy the bit of open space behind my home.
F	55-64	U	20+y	1	To help maintain our city and increase roadside maintenance.
F	65+	U	20+y	1	We need separation between cities and open space and health are connected. Open space has always been part of Colorado.
F	65+	U	20+y	1	Already paying it and it adds huge value to the quality of life in this town
F	65+	U	20+y	1	Open Space is necessary for the health and welfare of the people of Louisville and the wild creatures that we have displaced with development.
M	65+	U	20+y	1	Open space is one of main reasons we live in Louisville.
M	65+	U	20+y	1	We need well maintained parks and open space.
M	65+	U	20+y	1	I like having open space.
U	65+	U	20+y	1	Keep more highly occupied Buildings from going up
F	18-34	D	5-10y	1	I personally care about the protection and maintenance of open space lands.
F	18-34	D	5-10y	1	I would vote yes for fire mitigation in open spaces and to help mow the open space areas so they are more usable by the public.



**City of Louisville Parks and Open Space Ballot Measure Survey**  
**"Please describe the reasons why you would vote yes and approve the ballot measure."**

Sex	Age Range	Party	Tenure	Ward	Response
F	18-34	D	5-10y	1	The maintenance and preservation of open spaces and natural environment is important.
F	35-44	D	5-10y	1	I appreciate the parks and open spaces, so I am willing to support a measure that would pay for their maintenance.
F	45-54	D	5-10y	1	Open space is an incredibly important part of our city.
M	45-54	D	5-10y	1	Open space is a big part of why we moved here. The trail system is awesome.
F	55-64	D	5-10y	1	Accessible and managed parks and open space is one of my favorite things about living here.
F	55-64	D	5-10y	1	The parks, trails and open spaces are one of the reasons I love living in Louisville. Now knowing all the additional responsibilities/areas that are impacted by this potential extension underscores my approving the initiative if it's on the ballot
M	55-64	D	5-10y	1	I love our Open Space!
F	65+	D	5-10y	1	Maintaining open space is important to me.
F	65+	D	5-10y	1	To preserve what Louisville has, and to improve on it
M	35-44	U	5-10y	1	It is really important that open space is maintained considering the wildfire that happened a year or so ago. That is important to me. It is an extension and not a new tax that we are paying. We are just going to continue paying the same thing.
M	45-54	U	5-10y	1	Parks and Open Space are a priority. It's part of the reason we moved here, it helps provide healthy opportunities for exercise that don't always require driving, increases and maintains biodiversity, and so many other reasons.
F	55-64	U	5-10y	1	If the ballot is for paving more paths, I will vote no.
U	65+	U	5-10y	1	Because all of these things are very important to me, to our community, and the thing that makes Boulder County unique. These things are important to life.
F	18-34	D	Less 2y	1	Open space and parks are a very important part of my life here in Louisville. Their importance to the city and wide availability were a huge factor in our deciding to move to Louisville in fact. From walking, running and biking to bird watching, I can't imagine my life in Louisville with out access to such amazing trails, parks and open spaces.
M	18-34	D	Less 2y	1	I like riding my bike on the bike trails. I think we have enough open space and bike trails currently, so I don't think those should be expanded. I would prefer if that land were used for affordable housing.
M	18-34	D	Less 2y	1	Open space is part of why I live in Louisville. Wildfire maintenance is critical for safety.
U	18-34	D	Less 2y	1	I love open spaces!
F	35-44	D	Less 2y	1	A well-maintained, safe, open space that provides habitat for native wildlife is a major reason why I choose to live in Louisville.
F	35-44	D	Less 2y	1	I love our trails, parks and open spaces!
M	35-44	D	Less 2y	1	I love the parks and open spaces. The trails are one of the main reasons we bought a house in Louisville. I would happily be taxed more for them.
M	35-44	D	Less 2y	1	I love Louisville open space and parks

**City of Louisville Parks and Open Space Ballot Measure Survey**  
**"Please describe the reasons why you would vote yes and approve the ballot measure."**

Sex	Age Range	Party	Tenure	Ward	Response
M	35-44	D	Less 2y	1	It seems like a good idea.
F	55-64	D	Less 2y	1	Fire mitigation is important to all the residents. I use the trails. I live on the edge of one of the nature preserves.
F	65+	D	Less 2y	1	Clear all brush to keep fires mitigation under control , keep the trails clear so the public can enjoy the trails and keep the parks and schools clean and cleared.
F	65+	D	Less 2y	1	Parks & open land are good for our residents & good for the environment.
F	65+	D	Less 2y	1	We are newcomers to Louisville and chose this community because we love the feel and the access to trails and open space. This was a key element in our selection of Louisville as our next home.
M	18-34	U	Less 2y	1	I think it's a wise use of tax money and think the parks and rec departments should continue their work and continue to grow. Also please close some blocks downtown to cars to make our city more walkable please, I'd pay higher taxes for this too.
U	18-34	U	Less 2y	1	I respect the ecological, recreational, health, and aesthetic values that well-stewarded open spaces! The Front Range has a strong need for more and better jobs to care for the outdoor spaces that so many of us love, and I want to ensure Louisville does its part in fostering healthy relationships between our community and the land where we live.
M	35-44	U	Less 2y	1	I like parks!
M	65+	U	Less 2y	1	The open spaces are an important part of our decision to relocate to Louisville. It is imperative that this maintenance program is properly funded,
F	45-54	U	Unk	1	It helps with parks, open spaces and wildfire mitigation.
F	35-44	D	10-15y	2	Louisville is a beautiful community, in large part because of the access and maintenance of the parks, rec, and open space. Continuing to support these open and family-friendly places is important to me and my family's quality of life.
F	35-44	D	10-15y	2	Parks and open space where part of why we chose to move here 10 years ago with our family
M	35-44	D	10-15y	2	The city does a fantastic job with managing parks and open space, but there's still more work to be done. That additional work needs funding. If this isn't approve, that additional work definitely won't get done and things could start to deteriorate.
F	45-54	D	10-15y	2	Current and future residents will be thankful for the open space. it's why people like living here. if we wanted a sea of pavement, we would move to the city
F	45-54	D	10-15y	2	Having so much open space, and so many nicely maintained trails and parks is a major reason why I live in Louisville. I think it's important that those benefits continue and I'm willing to support them financially.
F	45-54	D	10-15y	2	I love and greatly enjoy all our open space. It is a key reason why I live here. However, since I have lived here the maintenance of certain aspects of open space have not been managed is ways that were prior to the fire. The city does many things that are cute and artistic but they are superfluous to the basic functions that the city should prioritize. These include not allowing open space to be overtaken by weeds and combustible materials that abut neighborhoods.

**City of Louisville Parks and Open Space Ballot Measure Survey**  
**"Please describe the reasons why you would vote yes and approve the ballot measure."**

Sex	Age Range	Party	Tenure	Ward	Response
F	45-54	D	10-15y	2	I believe parks, greenways, open spaces, & walking/biking trails make our town more pleasurable to be a part of and make it feel less hectic than a bigger city.
F	45-54	D	10-15y	2	I love Louisville. We need to invest in and protect it!
F	45-54	D	10-15y	2	Open space, trails and The skate park and playgrounds are super important to us and we use them daily
M	45-54	D	10-15y	2	My entire family uses these resources almost daily. This is one of the reasons we love Louisville so much. From April through October my kids are playing on the many baseball fields throughout the city.
M	45-54	D	10-15y	2	I support our parks and open spaces
M	45-54	D	10-15y	2	I value open space, and the condition and quality of the parks.
M	45-54	D	10-15y	2	It is wildfire mitigation. The Boulder office of Emergency Management could have installed an evacuation alert, like an Amber alert. The director said that he didn't issue it because of COVID. The evacuation of thousands of family homes was horrendous. Eighty families were underinsured. Any measure to mitigate wildfires in the future is necessary. We lost our home and thought we would be coming back, but it was gone the next day. A lot of it had to do with how the wild grass was maintained. It is an urban area, so it is unexpected. It effected a lot of people in a 6,500 acre wildfire. We had three rallies at the city hall. We had to fight for a permit use tax and revised building codes for our homes. The city made it difficult for residents to get back home. I believe anything that would reduce the chance of wildfires would be helpful.
F	55-64	D	10-15y	2	Maintenance of the existing system. I'm not interested in more open space land acquisition.
F	55-64	D	10-15y	2	Open space is a vital part of any community.
F	55-64	D	10-15y	2	Open space and Trails is why I live in Louisville. I wouldn't want that to change.
F	55-64	D	10-15y	2	I've seen cities who stop taking care of their open and public spaces and they slowly die. Louisville is gorgeous and shows its care of our common spaces. Makes us more likely to spend time there.
F	55-64	D	10-15y	2	We need to make our city better and better for us and our children
M	55-64	D	10-15y	2	Open space is the heart of Louisville and why I live here. Keep housing and business development out of open spaces and confined to existing vacant business land.
F	65+	D	10-15y	2	In Light of the Marshall fire, much needs to be done for fire mitigation as well as restoring medians, parks and neighborhood entrances. Much was neglected prior to the fire . These should be a priority- not new land acquisition
F	65+	D	10-15y	2	Louisville Open Space is one of the top reasons I love living here.
M	65+	D	10-15y	2	Reluctantly. Parks and open space staff that I've interacted with are very rude. They forget that they receive their salaries from taxpayers.
M	65+	D	10-15y	2	Having lived in Florida where they don't have robust public recreational infrastructure moving here has been recreationally wonderful. Thanks
M	18-34	U	10-15y	2	I grew up in Louisville. It has been a crucial part of my childhood with the recent wildfires.

**City of Louisville Parks and Open Space Ballot Measure Survey**  
**"Please describe the reasons why you would vote yes and approve the ballot measure."**

Sex	Age Range	Party	Tenure	Ward	Response
M	35-44	U	10-15y	2	Although I believe Louisville mis-manages their funds and is poorly run compared to their neighbor, Superior, I don't want to sacrifice open space or the poor maintenance that we do have by eliminating funds.
F	45-54	U	10-15y	2	There are a lot of open spaces to maintain. There would be difficulty to maintain and improve what we have. As a person whose house burned down in fires, if the city didn't have money for fire mitigation, that would be bad.
M	45-54	U	10-15y	2	We need to do a better job of maintaining our open spaces, which requires more people, which requires more money
F	55-64	U	10-15y	2	I frequently use and enjoy open space and trails - we need them to sustain our quality of life
F	55-64	U	10-15y	2	I use the open spaces and trails all the time and appreciate the work it takes to keep them up. Thanks
F	55-64	U	10-15y	2	I value the city's parks and open spaces. However, I'm not too happy with the city's management of other issues, e.g., the many vacant businesses and retail spaces, the loss of Medtronic to Lafayette, the failure to go ahead with the Redtail Ridge development and the excessive bag tax.
F	65+	U	10-15y	2	Because maintaining the parks and open space is important to our quality of life.
M	18-34	D	15-20y	2	Keeping tax the same to maintain service feels necessary
F	45-54	D	15-20y	2	Preserving and maintaining open space is important
F	45-54	D	15-20y	2	My family & I use the trails & parks daily. We recognize the importance & cost of maintaining these critical assets. We live in Louisville for the proximity to these wonderful spaces
F	45-54	D	15-20y	2	I do not support some of the ways that staff time is used and believe there is some waste. For example there are rangers all around Harper Lake monitoring what lake residents do or don't do. This is a waste of previous resources. In addition, as someone who has worked extensively to restore natural environments, it is an absurd waste to suggest that the land around Harper Lake is being managed. It is full of invasive species that keep growing and it is not cared for nor are residents allowed to help. Again a waste. Let residents help and let's not pretend it is some natural environment when it's full of sumac and invasive weeds. It needs trimming and management since the city planted inappropriate plants there. Those are examples. There are also many medians and spaces that look completely dilapidated and run down. Can we fix these and use resources there? We have weed barrier blowing around. It looks terrible in areas that need attention first. And let residents have more input and help. Residents around the lake have an investment, for example, in helping to care for the lake area. Let's meet and have us help you Vs alienating us with the ridiculous policing of what is it is not next to our gates. And please, can we work on barriers for fire mitigation? Let us help.
F	45-54	D	15-20y	2	I enjoy are parks and open space and believe this tax benefits are citizens tremendously as it enables our townspeople the ability to enjoy world-class green spaces which increase well ness.
F	45-54	D	15-20y	2	To keep Louisville as wonderful a community as possible.
M	45-54	D	15-20y	2	I like space.
M	45-54	D	15-20y	2	I like trails!

**City of Louisville Parks and Open Space Ballot Measure Survey**  
**"Please describe the reasons why you would vote yes and approve the ballot measure."**

Sex	Age Range	Party	Tenure	Ward	Response
F	55-64	D	15-20y	2	Parks, open space and trails is of vital importance to the city of Louisville and its residents.
F	55-64	D	15-20y	2	I appreciate and use our open spaces regularly. Open Space contributes highly to the quality of life in Louisville.
F	55-64	D	15-20y	2	Open space, parks and trails are very integral to the quality of life in Louisville.
F	55-64	D	15-20y	2	It is paying for very important things
F	55-64	D	15-20y	2	The parks and open space are the best parts of Louisville.
M	55-64	D	15-20y	2	Fires and flooding have shown us how important maintenance of open space is. Our parks and open space add value to our homes, add to the quality of life and make Louisville a desirable place to live.
F	65+	D	15-20y	2	To maintain the beautiful city we live in.
U	45-54	O	15-20y	2	The city should focus on maintaining its current open space, parks, green belts along streets. In recent years, it has allowed many of these properties to deteriorate making Louisville less desirable to live on than other surrounding cities
M	55-64	O	15-20y	2	Open space is something that is important to me.
M	45-54	R	15-20y	2	I appreciate the open space and trails and maintaining them is important to me.
M	18-34	U	15-20y	2	I like the parks
M	18-34	U	15-20y	2	Louisville parks and open spaces have been well maintained for over 20 years. Although I believe the city doesn't employ as many persons as needed for daily cleanup or maintenance, the general maintenance is well kept. Although I believe Louisville has had more resources to have prevented the Marshall fire, I believe it's a good lesson for the city. Possibly do more controlled burns in open spaces, staff more people and first responders in the community. I believe the city community is strong and can be even stronger and well adapt.
M	18-34	U	15-20y	2	It is important to keep everything up and running, and keep the value increasing.
F	45-54	U	15-20y	2	I love our open space
M	45-54	U	15-20y	2	Sounds like a good cause, but sales taxes are regressive and not a fair way to fund things. So that might make me vote against it. But if you include more pickleball courts, I would vote for it.
M	45-54	U	15-20y	2	Parks, trails, open space - they're a major reason Louisville is a great place to live
M	45-54	U	15-20y	2	Open Space increases livability and parks are great for families
M	45-54	U	15-20y	2	To maintain the quality of life and further possible acquisition
F	55-64	U	15-20y	2	Maintenance of open space and other outdoor facilities is critical to the unique and attractive environment of Louisville. I had no idea of the large scope of what needs to be maintained and improved, so that's why I wholeheartedly support this initiative.
M	55-64	U	15-20y	2	To maintain what we have.
F	35-44	D	2-5y	2	I love walking the trails in town. My kids enjoy the playgrounds. We value these resources and want them to continue to be in great working order for our and others' use for years to come.
F	35-44	D	2-5y	2	Because I know we must invest in our parks and open spaces



**City of Louisville Parks and Open Space Ballot Measure Survey**  
**"Please describe the reasons why you would vote yes and approve the ballot measure."**

Sex	Age Range	Party	Tenure	Ward	Response
M	35-44	D	2-5y	2	The open spaces, parks, and trails are a big part of what makes Louisville such a wonderful place to live!
M	35-44	D	2-5y	2	Louisville 's abundance of open space is an important reason for us to live in the town
M	35-44	D	2-5y	2	I lost my house in the Marshall fire, fire mitigation is extremely important. I also use the open spaces a lot. These are very important to me
M	35-44	D	2-5y	2	More open space for Louisville. Better care needs to be taken care of north Louisville open space adjacent to water treatment facility.
F	55-64	D	2-5y	2	I value the parks, trails and open spaces as what makes Louisville an amazing place
F	65+	D	2-5y	2	It's why we live here.
F	65+	D	2-5y	2	Parks does a great job with maintenance. Open space, trails and playgrounds are key elements contributing to Louisville residents quality of life.
F	45-54	R	2-5y	2	Maintenance of open spaces is important for the city and its residents.
F	18-34	U	2-5y	2	The money is needed to maintain the parks and trails.
F	35-44	U	2-5y	2	I am concerned that if not approved, the Parks budget would drop so drastically low that we would not be able to maintain the spaces to the standard we are used to. There would be no money to further develop Cottonwood Park in a near-term timeframe and less available funding to update existing parks (e.g. Joe Carnival, Community, etc.). It would be nice to have a set confirmation that a set amount of this funding would be used for fire mitigation in our Open Spaces. I'm hoping that what was stated about fire mitigation was not a scare tactic to get this approved - but a promise that this is what some of this money will go towards. We clearly need to work on the maintenance of our open spaces in the future to prevent another disaster.
M	35-44	U	2-5y	2	The City of Louisville maintains a beautiful system of trails and open space, over a vast and diverse landscape with spectacular views. I have biked and walked the trails often over decades of living in Boulder County. What a privilege to have access to this peaceful public space, almost in my backyard! That you can maintain all of this on such a shoestring budget is amazing. Think what you could do with 0.5% or 1%! Fire mitigation and water management will become increasingly important as things continue to heat up every year. Likely multi-year droughts are on the horizon. Watering lawns and city landscaping will need to be stopped soon, replacing plantings with more resilient species. We need to be ready for what is coming. All future construction should consider steel, rock/brick, or fiber-concrete sided structures, with steel roofs, or similar level of fire protection. I am honestly surprised that the homes being rebuilt after the Marshall Fire are still using wood frames instead of cheaper fire resistant steel frames. Anyway, thanks for your hard work maintaining my neighborhood and surrounding regions. It comes across as extremely professional and streamlined.
M	45-54	U	2-5y	2	Preserve and improve outdoor spaces in Louisville which enhance the quality of life of its citizens.

**City of Louisville Parks and Open Space Ballot Measure Survey**  
**"Please describe the reasons why you would vote yes and approve the ballot measure."**

Sex	Age Range	Party	Tenure	Ward	Response
F	55-64	U	2-5y	2	Open space & trail maintenance are very important
F	55-64	U	2-5y	2	I would vote yes, however the field behind my house wasn't mowed for 3 years which was a factor in it catching fire and burning my home and all the homes on our block I assume that continuing this tax will ensure our field and other city fields are mowed.
F	65+	U	2-5y	2	Open space is important to our wellbeing,
F	18-34	D	20+y	2	My house burned down so it's important to me that not happen again. Also I care about animals and nature and nice parks for kids
F	18-34	D	20+y	2	I believe we have a responsibility to protect those.
F	45-54	D	20+y	2	I want the city to maintain the open space to mitigate fire risk. I think green spaces are important. I don't support not mowing or letting everything grow wild unless it will be properly maintained. I am hoping the extension along with the fire Risk Assessment will guide strategies to reduce fuels especially on open space backing to Homes.
F	45-54	D	20+y	2	Fire mitigation more than park maintenance is going to become extremely important as we rebuild the community. We lost our house and would like to see much more being done proactively to prevent such a Disaster again, including using funding from this source to build defensible space around Louisville. More mowing, perhaps more rock along the perimeter as a fire break, and more activities to prevent the kind of wildfire spread that we had is imperative.
F	45-54	D	20+y	2	I use and enjoy the open space. I would also like to see more funds going to doing code enforcement on the open space
M	45-54	D	20+y	2	Lived in Louisville for 30 years. BVSD and city open space / parks are our biggest priorities.
M	45-54	D	20+y	2	Our parks and open spaces and trails are core to me and my family's lifestyle and enjoyment of our lovely town. Thank you.
F	55-64	D	20+y	2	These spaces are important for quality of life in Louisville
F	55-64	D	20+y	2	Love my city want to support growth and continue parks and open spaces
F	55-64	D	20+y	2	Maintaining and improving the City's parks and open space is critically important to the citizen's quality of life and Louisville's desirability to live and work in. Additionally, expiration of this tax would result in reallocating current resources that support other critical city functions.
F	55-64	D	20+y	2	I have voted for both prior ballots for this purpose. I appreciate the open space, recreation benefits, wildlife and stewardship by the City. Worth supporting
M	55-64	D	20+y	2	I appreciate and am a frequent user of the trails.
M	55-64	D	20+y	2	Very important to implement fire mitigation measures on City land and open space. Create hard scape barriers between city land and open space close to homes. I feel this is most important issue going forward.



**City of Louisville Parks and Open Space Ballot Measure Survey**  
**"Please describe the reasons why you would vote yes and approve the ballot measure."**

Sex	Age Range	Party	Tenure	Ward	Response
M	55-64	D	20+y	2	Parks, trails and open space are among the most important reasons I chose to live in Louisville. I am more than willing to pay for the acquisition and maintenance of these valuable resources.
M	55-64	D	20+y	2	Open space makes life enjoyable, mitigates crowding and helps wildlife...it makes Louisville, Louisville.
F	65+	D	20+y	2	I want the city of Louisville's beauty and open space to be maintained.
F	65+	D	20+y	2	I use and love the open space all the time. More is better, and its of huge value to me in terms of quality of life. Wildfire mitigation matters, too--came within 2 blocks of my home
F	65+	D	20+y	2	Strong supporter of open space
F	65+	D	20+y	2	I believe parks and open space are extremely important for a community
F	65+	D	20+y	2	I love the outdoor spaces of Louisville
F	65+	D	20+y	2	I believe that the parks, recreation areas, trails, and open space are a very important part of living in Louisville. I have no problem with that small tax to continue the City's work.
F	65+	D	20+y	2	I personally enjoy our parks and open space.
F	65+	D	20+y	2	I love all the open space, trails and parks
M	65+	D	20+y	2	Louisville's support of its tennis facilities is impeccable. You also understand the value pickleball brings to the community but the importance of having a dedicated space for pickleball play without impacting current tennis courts. I would like to see a new, dedicated pickleball court complex. Maybe by Cottonwood Park. on the old church location. We also need indoor tennis courts.
M	65+	D	20+y	2	I think most of these activities are valuable, but I would like to see what capital plans they have, what open space acquisitions are anticipated (already 40% of the city is open space or equivalent), and what the plan is to replace all the trees that died in the Marshall fire as well as many trees that have been cut down for some other reason. Over the 40 years I've lived here, the city has cut down trees and not replaced them. When new projects for commercial projects are approved, there are requirements for landscaping, but after the fact if the owner starves them for water so that they die, there doesn't seem to be any requirement that they be replaced. I think performance overall has been somewhat uneven. I think it was a bit of a reach to consider the million dollar underpasses a legitimate use of this money, although in general I think the underpasses are a good thing. Just not sure the funding should have been from this source. So until I see more, my support is more tepid.
M	65+	D	20+y	2	I am happy with the city's purchasing and maintaining its open space lands. Its the one thing that all citizens can use and enjoy. I would like for the city to buy more open space lands, including Redtail Ridge.
M	65+	D	20+y	2	To work together with the city on a wildfire mitigation plan for our open space.
M	65+	D	20+y	2	I enjoy the beauty of nature.
M	65+	D	20+y	2	Quality of life requires investment toward a vision.
M	65+	D	20+y	2	Open space and P&R are integral to the quality of life in Louisville. I love riding and running in our open spaces.

**City of Louisville Parks and Open Space Ballot Measure Survey**  
**"Please describe the reasons why you would vote yes and approve the ballot measure."**

Sex	Age Range	Party	Tenure	Ward	Response
F	18-34	R	20+y	2	I care a lot about the open space. I also feel that it adds to the quality of life in Louisville, like the flower beds downtown to have access to activities, like the skate park. I think that they are already doing a great job, and they should continue the funding.
F	45-54	R	20+y	2	I don't see we need to acquire more open space land but continue the maintenance care and oversight of the land and parks we have!
M	55-64	R	20+y	2	Danish Plan lives
F	65+	R	20+y	2	Parks and open space is very important to my city. Please watch the water use--is see puddles on McCaslin often. Not a fan of painting street intersections..
F	65+	R	20+y	2	I use open space every day, varying trails often, and it is important for our youth to have access to nature, as well as providing shelter for our birds and wildlife
M	65+	R	20+y	2	I think u could do a much better job. I will probably vote yes but I expect a higher level of performance. I see no real work on fire mitigation so far. Get into neighborhoods & give advice.
F	45-54	U	20+y	2	Protecting and acquiring open space in Boulder County—and especially Louisville—is THE most important issue to me. I would pay a 25% sales tax to mitigate the effects of climate change, habitat encroachment, overpopulation, and urban sprawl. Emphatic YES from me!
F	45-54	U	20+y	2	Need mowing - more mowing - for fire mitigation.
F	45-54	U	20+y	2	Wildlife needs more space, people need more connection to nature. We need as much open space as we can get.
F	55-64	U	20+y	2	I frequently use the open space trails and appreciate the buffer between the cities
F	55-64	U	20+y	2	It not an increase in our taxes which has increased too much in the past few years, and it is not perpetual. No tax should ever be perpetual, things change and governments cannot be trusted to do what is right
F	55-64	U	20+y	2	We already have challenges with our open space, city trails and playground areas with regard to care and maintenance. At some point, the community and area locals MUST help more... we need to change grass areas to DROUGHT tolerant ground covers (micro clover & such) and place more dog refuse cans & equipment along the trail system and neighborhoods...
M	55-64	U	20+y	2	Maintenance of Louisville parks and open space is very important. However, I would not vote to use the money to acquire new open space lands.
M	55-64	U	20+y	2	Generally, I think Louisville does an excellent job with its parks. They are well placed throughout the city and very well-maintained. I also think Louisville has done a very good job preserving open space although I do have some concerns about the way that some open space is managed. I would very likely support an extension of the tax, but I would like to understand more about how much of the taxes are set aside for property acquisition. I am not sure how much property is likely to be available to be acquired in the future. If further property acquisition is unlikely, then where would those funds go to use?

**City of Louisville Parks and Open Space Ballot Measure Survey**  
**"Please describe the reasons why you would vote yes and approve the ballot measure."**

Sex	Age Range	Party	Tenure	Ward	Response
M	55-64	U	20+y	2	Opportunities for citizens of Louisville to get outside and maintain healthy options
M	55-64	U	20+y	2	Maintenance of existing trails is critical to me.
M	55-64	U	20+y	2	Very important and intricate part of our community.
M	55-64	U	20+y	2	Open space and parks are very important for the walk ability within the neighborhoods providing increased value
M	55-64	U	20+y	2	Like open space. Don't forget to recruit new businesses to fill the big box vacancies.
F	65+	U	20+y	2	I value all of our parks and trail resources. They are a big part of why I live here; I use them daily. I think they also are important in teaching children to value nature and care for the environment.
F	65+	U	20+y	2	I think it is good to reconsider this tax each go 'round, not a permanent raise. My hesitation is that the city has received massive funds as a result of the fire. Yes, you hired additional personnel, and also you were given free services from a neighboring city to review documents. IF managed well, the city can use this windfall to support open space and parks.
F	65+	U	20+y	2	Parks, open space, trails, flowers and so on contribute greatly to the quality of life I have enjoyed for over 40 years living in Louisville.
F	65+	U	20+y	2	You are doing a good job and don't want to not have the city looking good.
F	65+	U	20+y	2	I use the trails. I volunteer there. The maintenance is very important on the trails. It makes the city a pleasant place to be in.
M	65+	U	20+y	2	Money well spent
M	65+	U	20+y	2	It is a valuable city asset that attracts new residents and businesses. Our parks and open space also provide a great source of enjoyment for Louisville residents.
M	65+	U	20+y	2	We are an outdoor oriented family and this tax goes a long way towards keeping us that way.
M	65+	U	20+y	2	Lack of funding inhibits continued Parks and Open Space growth. Please show that all revenue is accounted for only that purpose. Acquire more Open Space.
M	65+	U	20+y	2	I'm all for the open space and park work that the city does. Open space and parks make the city much more livable.
M	65+	U	20+y	2	I love open spaces.
F	35-44	D	5-10y	2	Open space is part of what makes Louisville an enjoyable city to live in and visit. My children have grown up on the open space behind our home and are closer to nature because of that. Thank you and please buy more open space land!!!
F	35-44	D	5-10y	2	Open space is a key to mitigating climate change and a value for living in Louisville. Space to walk, run, bike, and move in safe and carbon-neutral ways around our city is important to me
F	35-44	D	5-10y	2	The parks and open space are a part of the reason we live here. We were impacted by the Marshall Fire. By not approving, it would be detrimental to the community and parks, which are family uses extensively.
M	35-44	D	5-10y	2	Well maintained open space is good and promotes quality of living

**City of Louisville Parks and Open Space Ballot Measure Survey**  
**"Please describe the reasons why you would vote yes and approve the ballot measure."**

Sex	Age Range	Party	Tenure	Ward	Response
M	35-44	D	5-10y	2	Open space is important
M	35-44	D	5-10y	2	Open space is important, it costs money to manage and preserve.
F	45-54	D	5-10y	2	Open space is very important. I do not want Louisville to have any more strip malls. We have tons of vacant properties downtown and along McCaslin. We should be protecting Open Space, focusing growth on small business friendly policies.
F	45-54	D	5-10y	2	These things are important
F	45-54	D	5-10y	2	For all the reasons described in this survey, I'm extremely motivated to approve the ballot measure. Especially for fire mitigation, open space maintenance, and the salaries of the dedicated staff putting in the hard work.
F	45-54	D	5-10y	2	Open space is important. i value sustaining and maintaining parks and open spaces.
M	45-54	D	5-10y	2	Open space is important and we must acquire, maintain, and support. We also need to balance with appropriate business growth and plans to support open space and local business growth.
M	45-54	D	5-10y	2	I value the outdoors and outdoor recreation - it's why I moved to Colorado. However, having lost my house in the Marshall Fire, my #1 priority is fire mitigation.
F	55-64	D	5-10y	2	Open space, once built on can never be replaced. We all need outdoor activity areas to relax and play in.
F	65+	D	5-10y	2	I like the fact that you and other people can go out and enjoy our beautiful little town and country!!!
F	65+	D	5-10y	2	I use the parks alot and am hoping for a dog park near TMR and via Appia :))
F	65+	D	5-10y	2	I love Louisville and have been an open space volunteer sine I moved here.
F	35-44	U	5-10y	2	I am a big fan of the open space and what the parks division does. It is very important in the light of the wildfire last year and wildfire mitigation.
M	35-44	U	5-10y	2	Well-maintained playgrounds and trails are very important to me and my kids.
F	45-54	U	5-10y	2	It's important and I use all these facilities so want them maintained at their best!
F	45-54	U	5-10y	2	The maintenance of our natural open spaces, parks and vegetation throughout the city is a high priority for me and one of the things I value so much about living here. With proper mitigation and maintenance I believe we can continue to enjoy our open space and keep our community safe. I'd like to see open space series related to what we as a community can support with our individual behavior in keeping our open space ecologically sound. Maintaining natural environments with easy access to them as we have in Louisville is important for our healthy vibrant community. Thank you for sending out this survey. As some prior ballot measures have not been well explained and could have thought through the approach further.
M	45-54	U	5-10y	2	Because now I know what the Parks and Open Space funding is used for based on the descriptions in survey questions 11,12.
M	45-54	U	5-10y	2	This is part of what makes Louisville special.
F	65+	U	5-10y	2	I love the open space and trails in Louisville and use them frequently.

**City of Louisville Parks and Open Space Ballot Measure Survey**  
**"Please describe the reasons why you would vote yes and approve the ballot measure."**

Sex	Age Range	Party	Tenure	Ward	Response
F	18-34	D	Less 2y	2	Fire mitigation and pride in where I live
F	18-34	D	Less 2y	2	Open space is a massive value add for myself and the city. I like the buffer between cities, wildlife and recreation opportunities and would like to see the work continue.
F	18-34	D	Less 2y	2	The parks and open spaces are some of the special parts of living in Louisville, and I care about trail maintenance, wildlife habits, and fire mitigation. I'd love to continue supporting these efforts !
M	35-44	D	Less 2y	2	Because I and my family enjoy the parks, trails and open spaces in Louisville and want to continue doing so.
M	35-44	D	Less 2y	2	This is an important issue but, as usually is the case, it is not clear why more money is needed to support this rather than use other funding or existing funding more efficiently.
F	35-44	U	Less 2y	2	Acquisition and maintenance of open space is one of the best uses of our taxes
F	18-34	D	Unk	2	Open spaces in Colorado are vital to the protection of wildlife and important flora and fauna. Ensuring that we are surrounded by native plants and trails is not only beneficial for the health of the community, but also can cut down on carbon emissions as more trails allows for access to walkways around a community. Additionally, construction creates havoc on the environment and it's important that we do our best to leave as much space untouched by construction as possible. Also, The removal of invasive species is one of the ways to help our struggle against fires. Our lands are also burdens with invasive species of plants, and they need to be removed in order to protect the native species and even to help with fire mitigation. To approve this ballot, means that more money can be spent in removing these invasive species. And finally, we live in Colorado. Parks needs to be supported in their endeavor to make sure we don't end up living in a town with every square inch dominated by houses. Bring on the open space.
F	35-44	D	10-15y	3	I love our open space! I hope other bothers appreciate it and want the continued maintenance/upkeep of it. The more open space the better!
M	35-44	D	10-15y	3	Open space is an important aspect of Louisville and is something my family uses and appreciates
M	35-44	D	10-15y	3	We live right near the Dag/Warem open space and walk those trails weekly. We have elem/mid school kids who play in the parks. Some member of our family is at the Rec Center 3-4x/wk. In short we 'use' these services and highly value them.
M	35-44	D	10-15y	3	I don't want operations cut back. But I'd prefer a lower amount to maintain current levels, without funding for additional acquisition.
M	35-44	D	10-15y	3	The parks, trails, and open space are some of the best things about our city.
M	35-44	D	10-15y	3	It is because of fire mitigation and maintenance. Recreation in open space and parks make it a great place to live.
F	45-54	D	10-15y	3	Recreation opportunities and wildfire mitigation
F	45-54	D	10-15y	3	I want Louisville to continue to support open space and the integrity of our community
F	45-54	D	10-15y	3	Love the city of Louisville and all the work done to preserve our open space and park area its why we live here. Definitely support the ballot



**City of Louisville Parks and Open Space Ballot Measure Survey**  
**"Please describe the reasons why you would vote yes and approve the ballot measure."**

Sex	Age Range	Party	Tenure	Ward	Response
M	45-54	D	10-15y	3	I love open space and the ability to have access to it.
M	45-54	D	10-15y	3	It seems appropriate to raise the tax slightly to maintain our beautiful city
M	45-54	D	10-15y	3	We need open spaces. I don't want the budget to get cut.
F	55-64	D	10-15y	3	I would vote yes if the tax protects funds for open space acquisition. OSAB should be consulted regarding what a meaningful percentage of the tax should be for acquisition.
M	55-64	D	10-15y	3	My family & I use the trails & parks extensively & frequently. They are an important component of the quality of life in Louisville!!
M	55-64	D	10-15y	3	No
M	55-64	D	10-15y	3	I love our city. I love our parks. They have definitely enhanced the life here in Louisville. I appreciate the hard work that the employees put in. They all deserve a raise.
F	65+	D	10-15y	3	Open space and parks mean a better quality of living for everyone in Louisville.
F	65+	D	10-15y	3	All the reasons listed above! Space is crucial now more than ever with the population exploding on the front range.
M	65+	D	10-15y	3	Green space and safe parks are vital to the health and welfare of our community.
M	65+	D	10-15y	3	The quality and amount of open space make Louisville an ideal place to live.
F	18-34	U	10-15y	3	It is dedicated funding toward parks and space that can't be pulled for other services. It is able to upkeep park spaces and continual growth of park spaces.
F	35-44	U	10-15y	3	There just isn't enough funding for this otherwise. And people live here for the outdoors. I don't want to live in some urban place full of buildings. I want open areas to walk and bike and enjoy nature. We need this money to fund and maintain them. We need them to be safe and functional. What we don't need are more weird ass bike lanes on Cherry. What the hell was that?! But maintaining the open spaces the city currently owns is incredibly important. I don't care about expanding them, but they should be in good, functional condition for people to enjoy, as well as the nice things like the planters, downtown, and road areas that are maintained by the city. The city trees don't get pruned nearly enough and we could certainly use this money to help with that. People live here for the outdoors. Let's keep it that way!
M	35-44	U	10-15y	3	Open space and the trail system, and our parks, are very important to me and greatly increases my quality of life
F	45-54	U	10-15y	3	We all live in Louisville for the open space and small town feel. While I believe there are other areas the city council needs to focus time and attention (small businesses leaving Main Street for example), this is definitely something worth voting for that won't impact personal budgets as much as tax increases as it's been in place for 20 years.
F	45-54	U	10-15y	3	Open space is the reason I live here.
F	45-54	U	10-15y	3	Access to amazing open space is one of the things we really value about living in Louisville
F	45-54	U	10-15y	3	Increases value and attractiveness of Louisville
M	45-54	U	10-15y	3	I use the open space daily. We need to protect and add to it.

**City of Louisville Parks and Open Space Ballot Measure Survey**  
**"Please describe the reasons why you would vote yes and approve the ballot measure."**

Sex	Age Range	Party	Tenure	Ward	Response
M	45-54	U	10-15y	3	Open spaces and parks are hugely important to myself in oarticular,and from from what I can tell,the city in general. The maintenance and upkeep of them us extremely important in maintaining the city's character. Please don't forget to factor in your public library at some point because I believe it needs adequate funds to take of itself,its great staff,and it's patrons fir years to come. Ty
M	45-54	U	10-15y	3	Golf course needs so much help. So many grass issues. Our local park has terrible dry spots all summer. Parks dept has so much work to do just to hit the bare minimum. Glad you are all discussing this and I'll do my best to spread the word! Thank you for all you do!
F	55-64	U	10-15y	3	I'm a daily user of our trails and open space. Ample open space, trails and public parks are what makes Louisville so desirable.
F	55-64	U	10-15y	3	Our open spaces and parks is what makes our town attractive and livable.
F	55-64	U	10-15y	3	Open space is one of the things I love best about Louisville. And, it is critical to the survival of our species and so many others
M	18-34	D	15-20y	3	Open space and parks are part of the identity of louisville. They encourage the active lifestyle that is so widespread in all of boulder county.
M	35-44	D	15-20y	3	I approve of tax measures used to maintain and improve our shared resources. However, sales taxes are moderately regressive and affect low income residents more than eg taxes based on property. I'm in favor, but understand that people with few financial resources will have difficulty.
U	35-44	D	15-20y	3	We need to better support Open Space & Trails acquisitions and operations and improve the Open Space program. We have spent too much on Parks relative to Open Space, this needs to be rebalanced.
F	45-54	D	15-20y	3	I use the trails regularly (when not displaced due to the fire) but the maintenance "fixes" never seem to be done right, and therefore parts of the trail have to be fixed every single year, which seems wasteful.
F	45-54	D	15-20y	3	My family and I are avid users of parks and open space and appreciate all that they provide and appreciate the work the city does to maintain them for humans and wildlife. Appreciate all that you do.
F	45-54	D	15-20y	3	I believe our open space is critical to residents getting outside and enjoying nature.
M	45-54	D	15-20y	3	Louisville's OS department doesn't have enough funding or staff as it is to maintain the amazing trail system we have. Chopping that funding would mean our OS would be ruined.
M	45-54	D	15-20y	3	I like open space. I don't know enough about the remaining parcels to know if it's time to stop acquiring and start just maintaining, though.
M	45-54	D	15-20y	3	I'm only voting for it because it supports open space acquisition and operations. Parks has a distinctly separate of issues and requirements and should probably be addressed with its own source of funding.
M	45-54	D	15-20y	3	We need more outside space for all. Save money by stopping mowing so much and create green space that is natural.



**City of Louisville Parks and Open Space Ballot Measure Survey**  
**"Please describe the reasons why you would vote yes and approve the ballot measure."**

Sex	Age Range	Party	Tenure	Ward	Response
M	45-54	D	15-20y	3	I enjoy the open space trails and parks. They add to overall attractiveness of the town and I feel add to property values and make the area a desirable place to live and own a home
F	55-64	D	15-20y	3	I think our open spaces and trails I want of the most important things we have in Louisville that make our city so desirable to live in. My only complaint is the lack of dog friendly open space areas.
F	55-64	D	15-20y	3	This is one of the main foundations of my quality of life here that I find essential
F	55-64	D	15-20y	3	I used to be fond of Louisville and everything. I'm really turned off. The building of my home is taking 3 years.
M	55-64	D	15-20y	3	Parks and Open Space (and the city, in general) is delivering good value.
F	65+	D	15-20y	3	More open space and less building. More pickleball courts please.
F	55-64	O	15-20y	3	Because I currently use and live the parks and open spaces! City is doing a great job! Keep up the great work! Much appreciated!!!!
F	65+	R	15-20y	3	Louisville is a great place to live and I'd like to keep it that way.
F	18-34	U	15-20y	3	It is important to upkeep the environment. Any reduction in services would not benefit our community.
M	18-34	U	15-20y	3	It sounds good
M	45-54	U	15-20y	3	We back up to the Warembourg open space and have for 16 years. We appreciate its constancy and the just-enough attention it gets. That said, the idea of acquiring more open space is concerning given the additional expense and maintenance it would require. Arborists are overloaded, work is needed at least in our neighborhood . Parks/playgrounds need updating and innovation. Having seen what's been built in neighboring communities, there's potential. Overall, hold and work on what we've got.
M	45-54	U	15-20y	3	Quality of life and protection of property value is important to me. This ballot measure would accomplish both.
M	55-64	U	15-20y	3	I enjoy using the parks, and appreciate the level of trail maintenance
M	18-34	D	2-5y	3	Open space makes Louisville unique, and is one of the big reasons why Louisville is considered more appealing than neighboring suburbs.
F	35-44	D	2-5y	3	I value trails, parks, and open space
F	45-54	D	2-5y	3	I have two small children, we play on multiple playgrounds in our neighborhood. We go for nature walks in the open space next to our home. That nature access is invaluable for the children.
F	45-54	D	2-5y	3	Parks and open space are one of the things I love most about Louisville

**City of Louisville Parks and Open Space Ballot Measure Survey**  
**"Please describe the reasons why you would vote yes and approve the ballot measure."**

Sex	Age Range	Party	Tenure	Ward	Response
F	45-54	D	2-5y	3	This is why I call Louisville home. I hate to see even another square inch of it developed
M	45-54	D	2-5y	3	The open spaces are one of the reasons we decided to move to Louisville 5 years ago.
M	45-54	D	2-5y	3	Open space hood.
F	55-64	D	2-5y	3	A large motivator to buy, and live in, Louisville 4 years ago was the open space. I enjoy it every day. I approve of any opportunity the city takes to acquire and maintain such a precious's resource. Once lost to development, the chance never comes again.
F	65+	D	2-5y	3	We.use the.parks.and open space
F	65+	D	2-5y	3	Best for people, animals, and environment 🎵🍌
M	65+	D	2-5y	3	For all the reasons set forth in this survey
M	65+	D	2-5y	3	I frequently use and enjoy outdoor public spaces, especially riding bike on Coal Creek Trail
F	65+	O	2-5y	3	It is important to enjoy our city and keep it safe Fort all of the citizens.
F	18-34	U	2-5y	3	I would like the current level of parks and open space maintained. I would hope that there is room in the budget to expand offerings like pickle ball capabilities on the tennis courts near Louisville Middle School.
M	35-44	U	2-5y	3	Parks and open space are a critical part of our local ecosystems, and a major reason why many people decide to call Louisville home. Maintaining these spaces for their sustainability, usability safety is critical to ensure long term community support.
F	65+	U	2-5y	3	Is this money ONLY for parks and open space or does it go into general budget? Is there revenue that can come from the developers? Will some of this money go towards improving the landscaping in the downtown area- more trees and flowers in the summer months in collaboration with the businesses.
M	65+	U	2-5y	3	I want the parks & open spaces to be well maintained for the residents & guests.
M	18-34	D	20+y	3	Parks and open spaces are a critical component in the overall health of our city. They promote outdoor exercise, reduce stress, and offer important ecosystem services that support biodiversity and environmental health. Without proper maintenance these spaces can become unusable and at times dangerous. Since the tax is such a small amount, I see no reason why it isn't worth paying. If anything, I'd be completely on board with a slightly higher tax than the previous decade in order to take on some more ambitious projects.
F	35-44	D	20+y	3	Protecting and preserving our open space is such a hugely important thing to me. Part of why we love Louisville so much is the quality of life, and that quality of life is largely influenced by our outdoor spaces - open space, parks, trails, etc.

**City of Louisville Parks and Open Space Ballot Measure Survey**  
**"Please describe the reasons why you would vote yes and approve the ballot measure."**

Sex	Age Range	Party	Tenure	Ward	Response
F	35-44	D	20+y	3	I don't want more assholes from California to move in. The fire reset our town and we need to listen to the earth goddess within.
F	45-54	D	20+y	3	I love the open space in Louisville and use it almost daily. I would like to see it maintained at the current level (or better!) and am willing to pay for that.
F	55-64	D	20+y	3	If measure includes funds dedicated to purchasing more open space to protect habitat.
F	55-64	D	20+y	3	Parks, trails, open space makes a living space more attractive and leads to a healthier, happier life style.
F	55-64	D	20+y	3	I value our open space enormously and want the city to have funds to purchase more when possible.
F	55-64	D	20+y	3	Because one of the reasons I live in Louisville is to enjoy the parks, open spaces and trails
F	55-64	D	20+y	3	Love living in Louisville & the parks / open space are a large part of the equation. Thank you for all you do to make our city a beautiful, safe & green environment.
F	55-64	D	20+y	3	Louisville's parks & open spaces are a big reason why we moved here in 1995, and we visit at least one nearly every day. Keep up the good work.
F	55-64	D	20+y	3	Louisville parks and open spaces are invaluable to the quality of life in Louisville. They attracted us to buy a home here over 20 years ago, raise children, and continue to use all these facilities in various ways.
F	55-64	D	20+y	3	It is imperative that we continue to protect and maintain/obtain our natural environment
F	55-64	D	20+y	3	Louisville will continue to attract more people who want to spend time outside.
F	55-64	D	20+y	3	I value our parks and rec and open spaces.
F	55-64	D	20+y	3	This will help the city to acquire more open space and maintain the open space, parks and restore natural habitat.
F	55-64	D	20+y	3	We need to keep Louisville looking beautiful!
F	55-64	D	20+y	3	Open spaces, natural areas, parks, and recreational areas are important for our physical and mental health. We need to preserve and maintain these areas!
F	55-64	D	20+y	3	We greatly love and use the city's parks and open space areas and want to keep them and expand them in the future.

**City of Louisville Parks and Open Space Ballot Measure Survey**  
**"Please describe the reasons why you would vote yes and approve the ballot measure."**

Sex	Age Range	Party	Tenure	Ward	Response
M	55-64	D	20+y	3	Open space is one of Louisville's most important features!!!
M	55-64	D	20+y	3	I value parks and recreation as well as trails and open space
M	55-64	D	20+y	3	Louisville's parks and open space are a gem.
M	55-64	D	20+y	3	These are all things that I use. I think personally they provide a good healthy picture of the city and the community. It is important to me to have the community increasing in value over time.
M	55-64	D	20+y	3	I will vote because I like the way the city runs the programs for open spaces and the activities.
F	65+	D	20+y	3	The reason for my tempered response is due to the absence of ballot language. I voted NO in 2010 - the first time I ever voted no in support of open space - because the ballot language did not guarantee a percentage for open space acquisition and maintenance. It wasn't so much an extension as a reallocation. The intent of the original ballot was to secure funding for land acquisition. The extension ballot added parks. Your survey says that 100% of open space costs are covered by the tax but that doesn't mean that department has enough; they need to be able to expand their maintenance abilities and also have money for the remaining acquisition targets. In my opinion, too much of the tax revenue is going to parks. This tax money should not be paying for salaries nor underpasses. Whether I vote yes will depend on the guarantees that are included in the proposed extension. Lafayette does it right. They split their funding: they asked their citizens to tax themselves only for open space. They asked separately about parks. Louisville has been raiding the open space coffer for decades.
F	65+	D	20+y	3	Open Space and parks are what make Louisville the quality small town that it is. It is our responsibility to share the cost of maintenance and acquisition
F	65+	D	20+y	3	Reason I moved to Louisville
F	65+	D	20+y	3	I've always voted yes (I was a volunteer to get the original measure on the ballot)- planning and preservation is important to me.
F	65+	D	20+y	3	We like our community and feel it is being well cared for by the current boards and administrators
F	65+	D	20+y	3	I voted yes on the previous referenda because they were billed almost entirely as intended for open space. I'm shocked to see how much of the current tax goes to parks. I'm much more likely to vote for an extension if it's dedicated to open space.
F	65+	D	20+y	3	I love the look and feel of Louisville and support all the community is doing to maintain its beauty and substantially.
F	65+	D	20+y	3	Open space is what makes Louisville a good place to live
F	65+	D	20+y	3	Maintenance of trails, playgrounds, and flower beds.

**City of Louisville Parks and Open Space Ballot Measure Survey**  
**"Please describe the reasons why you would vote yes and approve the ballot measure."**

Sex	Age Range	Party	Tenure	Ward	Response
F	65+	D	20+y	3	Want my grandchildren to enjoy the parks and trails
F	65+	D	20+y	3	Love the open space and want to see it and the parks maintained.
F	65+	D	20+y	3	Open space, playgrounds, & fire mitigation are important to most communities especially ours
F	65+	D	20+y	3	Fire mitigation. Trails
F	65+	D	20+y	3	Louisville is a great place to live for many reasons, and the Parks and Open Space is definitely one of the big reasons. A lot of people move to places where there are buffers and bike, hike and use all the things that are managed by Paths and Open Space.
M	65+	D	20+y	3	I use the parks and open space trails regularly and think this helps make Louisville one of the best places to live.
M	65+	D	20+y	3	I love our parks and trails. Parks are an essential part of a vibrant community.
M	65+	D	20+y	3	Parks and open space make the city fun. We need more fun. Unfortunately, good outdoor fun is not free. Continuing an existing sales tax is a fair way to pay for it.
M	65+	D	20+y	3	I think it's important that our community is safe and has the opportunity to enjoy our open space areas. Both go hand in hand.
M	65+	D	20+y	3	Louisville is a great place to live the open space helps
M	65+	D	20+y	3	Lived here for over 25 years, approved in the past and will continue to do so, no questions it improves the quality of life in Louisville and adds value to living here
F	65+	O	20+y	3	I love the trails, parks and open spaces in Louisville and want to ensure they are all well maintained and even acquire more open space land.
F	55-64	R	20+y	3	We need the services
F	55-64	R	20+y	3	Louisville is one of the most beautiful family based cities in Colorado. Safe. Lovely. Friendly. Small town feel among big cities. And it's beautifully maintained. Thank you for that!!! We need to keep up the good work.
M	55-64	R	20+y	3	The parks are all weeds. Weeds and more weeds. Terrible. Improve the weed situation and you get my vote
F	65+	R	20+y	3	Need to maintain what we have, use and appreciate our parks.
M	65+	R	20+y	3	Keeping our city attractive and safe should be top priorities. More land acquisition takes a lower priority than managing what we already have properly.
M	65+	R	20+y	3	To help fund protecting our open space in lieu of wasting dollars on WOKE SOCIAL ENGINEERING agendas and permanent gay pride flags painted on our Main Street
M	65+	R	20+y	3	Small price to pay to maintain high quality recreational, parks, and open space.
F	35-44	U	20+y	3	Our parks and open space are an important, and valuable component of our City that keeps the community connected, engaged and active.

**City of Louisville Parks and Open Space Ballot Measure Survey**  
**"Please describe the reasons why you would vote yes and approve the ballot measure."**

Sex	Age Range	Party	Tenure	Ward	Response
F	45-54	U	20+y	3	I greatly value the open space and public recreation spaces available to us in this town, and I also realize that they don't magically take care of themselves. And the money spent to take care of the open space and parks creates a fair number of local jobs, putting that money back out into our community, so it's win-win.
F	45-54	U	20+y	3	To maintain the City's open spaces & parks for safety and enjoyment of residents
M	45-54	U	20+y	3	This work is extremely important to support the overall community and environment of the city
M	45-54	U	20+y	3	Open space and parks and their maintenance is VERY important to a healthy community.
M	45-54	U	20+y	3	It's important to community and our balance in nature and the world.
F	55-64	U	20+y	3	I would vote to keep the current tax structure in place. If taxes are increased, I would vote against it.
F	55-64	U	20+y	3	It's important to preserve what open space we have left. Louisville is already over populated.
F	55-64	U	20+y	3	I don't want \$\$ spent on staff not doing a good job with the \$\$ already allocated. Louisville has a lot of work to do to rebuild this town after the fires. Downtown is NOT what it use to be. I think \$\$ should be allocated to bringing in new successful businesses and rebuilding downtown. I see too many Parks and space trucks driving around or parking and not doing anything. I think the one that got me the most was the female employee kicking the kids out of the open space near the golf course where the swing use to be. She was terrible with those kids and they were not doing anything wrong.
M	55-64	U	20+y	3	Our parks and trails systems are a very important part of our community. I use them everyday and see firsthand how many people use them. The city does a great job of keeping them in shape. I realize this costs money. I pick up trash, etc... try to help out. The volunteer programs also help very much.
M	55-64	U	20+y	3	With the fire from last year I am hoping we could put in some type of natural buffer to prevent or at least containment of a natural disaster.
M	55-64	U	20+y	3	I believe it adds value to our city. I strongly object to our \$\$\$ being spent on dog police, which addresses a non existent problem. More important than alleged off lease issues, is that of electrical powered conveyances ripping around silently on pathways. Also object to \$\$\$ spent on Coal Creek Trail "improvements " , which turned it into a raceway.
M	55-64	U	20+y	3	Keep the existing parks and open space running and running well.



**City of Louisville Parks and Open Space Ballot Measure Survey**  
**"Please describe the reasons why you would vote yes and approve the ballot measure."**

Sex	Age Range	Party	Tenure	Ward	Response
M	55-64	U	20+y	3	I like open space and parks. Some need additional maintance?
M	55-64	U	20+y	3	Continue to enforce dog leash law in open space
F	65+	U	20+y	3	I use the trails quite a bit.
F	65+	U	20+y	3	Open space and trails are a major reason we live in louisville
F	65+	U	20+y	3	Like what we have
F	65+	U	20+y	3	It makes Louisville an attractive place to live in.
M	65+	U	20+y	3	Week maintained Parks & Open Space contribute to the high quality community that is Louisville
M	65+	U	20+y	3	Open space is good for mental and physical health.
M	65+	U	20+y	3	I think that all of those things are important.
M	65+	U	20+y	3	The parks and the open spaces need to be maintained.
F	18-34	D	5-10y	3	It is important to maintain those things.
F	35-44	D	5-10y	3	I value the open space/recreational space. It's a huge part of what makes Louisville such a fabulous place to live. I am happy to back my values with my money.
M	35-44	D	5-10y	3	Parks are extremely important to life in Louisville and more is always better.
M	35-44	D	5-10y	3	Funding these programs is consistent with the City's core values and priorities
M	35-44	D	5-10y	3	Love parks. That is why I live here
M	45-54	D	5-10y	3	Parks and open space are a valuable resource for my family and add a lot of value to our home. I do think taxes generally are too high and some taxes need to be eliminated or reduced but parks and open space is an area I am ok paying for.
F	55-64	D	5-10y	3	It is an important part of the town.
M	55-64	D	5-10y	3	Open space and parks are a significant amenity of Louisville. Our home (lost in the Marshall Fire) backed up to open space. Not extending the tax authority will only make the city's job harder.



**City of Louisville Parks and Open Space Ballot Measure Survey**  
**"Please describe the reasons why you would vote yes and approve the ballot measure."**

Sex	Age Range	Party	Tenure	Ward	Response
M	55-64	D	5-10y	3	Because the measure only maintains the current tax rate and does not increase it. I think that it is already high and if Louisville does not plan to add more open space, we don't need the entire amount of the tax for the next ten years. Maybe a small reduction in the current tax is better than keeping it the same. I'm sure that the city can cut costs somewhere in their very large budget. There must be some unnecessary expenses in there somewhere. What happened to the sales tax boon that happened after the hail storm from a few years ago. That should have been returned to the citizens but the voters voted to let the city keep it.
M	55-64	D	5-10y	3	The parks and open space are helpful and important to the families who live in Louisville as is fire mitigation efforts.
M	65+	D	5-10y	3	I like having Open Space lands.
F	35-44	R	5-10y	3	Maintenance of existing playgrounds/ parks/ open space, fire mitigation, acquiring new open space land and preventing sprawl
M	45-54	R	5-10y	3	I am strongly in favor of maintaining and growing our Parks System. I am strongly AGAINST the attitude within Open Space that we should return land to its 'native' state. The native state is not relevant to a town full of people who are trying to live lives in the 21st century. I think that Open Space should be defunded until such time as the Open Space Division realizes that we Open Space within an inhabited town in the year 2023 needs to be managed appropriately for PEOPLE who live here. That means dog parks, mowing grasses, and kids allowed to go sledding.
F	18-34	U	5-10y	3	Outdoor spaces and parks are important parts of the Louisville community. I strongly believe a large reason people (especially families) move to, and continue to live, here is due to the abundance of outdoor recreation and natural habitat the city maintains. I would prefer to maintain nature and open spaces as opposed to cutting down trees and destroying natural habitats to build new strip malls etc. The preservation and designation of new open spaces is a long term investment which will aid Louisville long into the future by: increasing the health and fitness of residents of all ages, promoting healthy ecosystems and biodiversity, beautifying the community and differentiating it from other more suburbanized (and in my opinion less appealing) near by communities, increasing property values, and increasing residents investment in the community and in togetherness.
M	18-34	U	5-10y	3	I enjoy the open space and would rather see more open space than apartment buildings.
M	45-54	U	5-10y	3	Our open space is Louisville's most valuable asset
M	45-54	U	5-10y	3	Open spaces are valuable to the community. They provide recreation for residents and areas for wildlife that residents can explore. It also helps the city maintain a balance that attracted us to Louisville as a great place to live.
F	18-34	D	Less 2y	3	I frequent parks, trails, and open space & think they are good for the community

**City of Louisville Parks and Open Space Ballot Measure Survey**  
**"Please describe the reasons why you would vote yes and approve the ballot measure."**

Sex	Age Range	Party	Tenure	Ward	Response
F	18-34	D	Less 2y	3	I love open spaces. Our taxes go to better improve those around us.
M	35-44	D	Less 2y	3	More places for our children to play
F	35-44	U	Less 2y	3	Louisville's open space program is awesome! My dog and I love the dog park, elephant park, and the open space near Dutch Creek.
M	45-54	U	Less 2y	3	The open space in Louisville and its connection with other Boulder county open spaces is what sets this community apart from other suburban areas. I did not know the tax for this was so small and if there was a tax on my property I'd happily pay that too.
F	65+	U	Less 2y	3	As outlined in this survey
F	65+	U	Less 2y	3	Open space and trails are extremely important for human beings.
M	65+	U	Less 2y	3	There is no "middle ground" option. For example, I might be more eager to vote for a lower tax. Since the choice is all or nothing, I have to go with all.
M	45-54	D	10-15y	U	I like our parks and open space.

**City of Louisville Parks and Open Space Ballot Measure Survey**  
**"Please describe the reasons why you would vote no and reject the ballot measure."**

Sex	Age Range	Party	Tenure	Ward	Response
F	65+	R	10-15y	1	There are just too many taxes coming up. They have to stop, and there should be a limit.
U	45-54	U	10-15y	1	No new or extended taxes for any reason. Cut your budget! We desire less government spending at all levels. Federally induced inflation, federal tax hikes on productive Americans and covid-lockdown induced free market impacts hurt all Americans, especially the producers. Let open spaces be "wild" and unencumbered by the urban, "safety-first" patronage. No one needs a government curated outdoor experience funded by taxes, in our 8 square miles. Real, open public lands are less than 10 miles away. Ride your bikes on the roads, you have legal protections. PS nice job on the fire scare tactic...
F	55-64	U	10-15y	1	City tax dollars are currently mismanaged. Tax dollars should go to cleaning up broken branches on open space trails that are a safty hazard not used to pay for various pol
M	55-64	U	10-15y	1	I want the current parks and lands and trails maintained. I want the town not to burn. I am not interested in funding more open space purchases and am philosophically opposed to approving any more taxes, especially after voting yes for the massive Rec Center expansion. I would support a measure that is a lesser \$ amount but is devoted to maintaining the open space, trails and parks but isn't going to buy a silo for a lot of money and not do anything with it for years and years. I also do not trust any city council or the apparatus that that votes to limit the number of gas stations because of "climate change." All it does is protect the current local stations from competition and/or will force us to drive to Superior or Lafayette to get lower prices. Not one electric car that would not already have been bought will be purchased because of this measure. Oh, and we will stop loving the earth if a big enough retailer that will generate enough sales tax moves in. Why would I want to give more tax money to a group that is inconsistent and doesn't understand basic economics?
U	55-64	D	15-20y	1	Money would be better spent by not using city employees to maintain the land we have. Private small business from the community would do a better job and help the local economy. I don't think there is any more land to buy in the city, so that point is moot.
M	55-64	R	15-20y	1	Too many taxes, time to build some efficiencies and eliminate waste. Figure it out, like we do in business.
U	45-54	D	20+y	1	It should renew for only 5 years and the tax rate should be lower. The city needs to find other funding methods and not property taxes. We don't need to procure more open space and therefore need less money.
U	55-64	D	20+y	1	I will not describe it.
F	65+	D	20+y	1	Taxes too high already. Louisville cemetary is a disgrace with weeds.
M	65+	D	20+y	1	Cut city spending on trending towards going green and promote more small businesses.
F	35-44	U	20+y	1	The City has shown itself to be wasteful with its current funding. Look at the mess that was made on Pine Street with all the supposed "pedestrian friendly" improvements. If the City can't spend wisely the funding it has, why would I vote to give it more?
M	45-54	U	20+y	1	Taxes enough already

**City of Louisville Parks and Open Space Ballot Measure Survey**  
**"Please describe the reasons why you would vote no and reject the ballot measure."**

Sex	Age Range	Party	Tenure	Ward	Response
F	55-64	U	20+y	1	The city of Louisville has raised my homeowners taxes from \$2000 to &4000 with an additional \$500 for fire mitigation. These increases were not voted on by the residents of Louisville. Use the \$2500 in additional taxes to pay for these things. The middle class is being suffocated with taxes. Retirees cannot afford to live in the town. Between inflation and tax and fee increases we cannot afford to live here. The people of Louisville are suffering. Get a budget in place and stop hitting us with taxes and fees.
F	55-64	U	20+y	1	We don't need all of the open space. The city does a very poor job of maintaining it and wastes tax \$\$\$. We are getting g taxes to death. If they can't properly maintain the open space then they should sell it.
M	55-64	U	20+y	1	Initially was JUST a tax to support open space- primarily a fund that would grow and be used for acquisitions. When it was altered to support Parks maintenance and operations also, open space took second seat. Minimal maintenance was undertaken, no significant acquisitions have been made and the program has languished. We will certainly support an Open Space tax one again. But not a Parks OS tax.
M	55-64	U	20+y	1	No more taxes
F	65+	U	20+y	1	Just because we do not have a "dedicated" source of funds for this work does not mean that the City cannot allocate a portion of the other funds in its budget to this work if the residents feel it is more important than other allocated line items in the budget. It's unclear what the tradeoffs could be. What is the reason for making this a dedicated source of \$? Do you feel it will get eaten into by other line items in the budget if it's not dedicated?
F	65+	U	20+y	1	I believe that we have enough open space & do not need to buy any additional open space. If the city would use the funds to maintain & improve our parks & sports complexes I may consider voting yes on the ballot measure. We used to be known as Tree City U.S.A. now we are known as dandelion city U.S.A.
F	65+	U	20+y	1	Originally, this tax was to fund acquisition and maintenance of OPEN SPACE properties. At some point the tax was expanded to include Parks. Ironically, the bulk of the funds generated then began to be used for pollution generating equipment (mowers, etc.), destruction of the native environment by bluegrass and non-native plants, and purchase and application of pesticides/insecticides/herbicides. The tax, which was supposed to be allowed to build and accumulate for use in purchasing new open space properties, was siphoned off operationally by Parks. Resulting in insufficient funds to purchase OS property when it became available. A travesty. Parks should develop and work under a standard city budget. The fund should be allowed to accumulate once again and OS land actively sought out and purchased. We will not be voting for this tax and will be explaining to all neighbors and friends why.
F	35-44	D	5-10y	1	Increasing sales tax affects the lower income population negatively. I believe revenue should be gained from the higher income populations. Increasing sales tax also negatively affects visitors to our town.
F	45-54	D	5-10y	1	Too much taxes, too much money spent. :-(.
F	18-34	U	5-10y	1	Taxation is Theft.

**City of Louisville Parks and Open Space Ballot Measure Survey**  
**"Please describe the reasons why you would vote no and reject the ballot measure."**

Sex	Age Range	Party	Tenure	Ward	Response
F	45-54	U	5-10y	1	Nice job putting in the fire mitigation to scare people into voting for a new tax- stop with the new taxes and balance your budget better.
M	45-54	U	10-15y	2	State and local taxes continue to rise which is making it difficult for many families to afford to live here. The City needs to re-prioritize its funding instead of always asking for new or continuation of taxes.
M	45-54	O	15-20y	2	Marshall Fire is a perfect example of taxpayers funds mismanagement. Need better action plan before committing funds
U	35-44	U	15-20y	2	The only focus of this city should be helping fire victims get back into their homes. The city is making a killing on the permit fees and other fees from rebuilds. They aren't doing anything to help people. The city should replace the fences along city property with stone walls or other fire proof materials.
F	55-64	U	15-20y	2	We are already taxed enough
M	35-44	D	20+y	2	Louisville has been ruined by transplants. We need to stop catering for the influx of people and focus on what really matters which is the natural beauty and wildlife of Colorado. Instead, we should hand out cyanide pills to all the Californian, Texans, and all land developers.
M	65+	D	20+y	2	Without a promise of more maintenance and fire mitigation and little or no new acquisitions of property, I am likely to vote no. We do a poor job of maintenance and fire mitigation. We have PLENTY of Open Space land...the focus needs to shift to access and maintenance...with greater funding for parks and no more money for new property acquisition.
M	65+	D	20+y	2	City does not utilize the money effectively. Money spent on side walk chafes " big waste " Crossings with roads made big snow collection points. That don't get cleaned, near Coal Creek Elementary School!! We have enough open space. If you opened a shooting range for rifles and bows. I would vote for the tax. Open up open space to bird hunting.
F	55-64	R	20+y	2	The City of Louisville has consistently proven over the last several years that they can NOT manage the open space that we have. This was undeniably confirmed during the Marshall Fires in December of 2021. You can visually see how the fire spread to homes via the areas that were not cleaned nor maintained and instead left to essentially create kindling and perfect path for the fire to grow and spread. Nowhere is this being addressed, so NO I will not vote for any additional funding for a less than stellar organization to continue to make bad decisions and waste tax payers money. When you can start to communicate and work together with ALL citizens and determine the real needs, I might consider voting in favor of a common sense plan. We need to dump at least half of the open space we already have and figure out the right level of maintenance that we can handle as a city. We have no business even thinking of additional open space purchases. Figure it out!

**City of Louisville Parks and Open Space Ballot Measure Survey**  
**"Please describe the reasons why you would vote no and reject the ballot measure."**

Sex	Age Range	Party	Tenure	Ward	Response
F	55-64	R	20+y	2	Lack of trust. We need greater understanding of how Louisville will use this money for maintenance, what do they actually consider "maintenance", what is the fire mitigation plan (explicit before the vote), and if the city struggles to maintain what we have now why purchase more properties. The city needs to show they can adapt each year to the challenges that are presented by seasonal changes, drought conditions, fire, and flood risks. Adapt to support humans, nature, and the interface instead of adhering to certain strict philosophies on the Open Space Board. We are an urban/suburban community that was previously farm and mining land. Very few of our Open Space areas are actual "short grass" prairie and there is no use pretending that they are. Let's maintain them accordingly with wildlife and safety of citizens in mind.
M	55-64	R	20+y	2	We have too many taxes and the city needs to better prioritize what we spend our money on. I support having good parks and trails, but we have spent enough on open space. We can also cut useless feel good programs that do nothing for the city. Then those funds can be used for more concrete spending needs like for the parks and roads.
M	55-64	R	20+y	2	Sales tax is too high. The city government has enough money if carefully used.
F	65+	R	20+y	2	The ballot is attempting to be permanent and I believe I should be able to help decide as the year's needs change.
F	65+	R	20+y	2	Fixed income.
F	65+	R	20+y	2	The current city council is not fiscally responsible. It is anti business and purposely forcing revenue generating entities to move to neighboring communities. They need to figure out how to pay for upkeep from current revenues.
M	65+	R	20+y	2	No new land acquisition. Remove that and I would support
M	65+	R	20+y	2	If your looking for revenue, how about ticketing dogs off leash in open space. City priorities should be maintenance of our pot-holed roads and police and fire protection. Another source of revenue would be attracting small business to fill the empty retail. Maybe a new gas station.
M	65+	R	20+y	2	The main reason of the land acquisition has been done. The money should be better spent to landowners.
F	45-54	U	20+y	2	The city needs to do a better job managing the parks and open space with the funds they have. In 2008 the city stopped mowing open space and even went so far as to threaten fines for those who mowed at their fence line. The city bears partial responsibility for the loss of home and I won't vote for another tax increase until they acknowledge this. Also, if the city council wasn't so anti-business there would be more tax revenue coming in. The city is ruining itself.
F	55-64	U	20+y	2	I have been very unhappy with the city's management of its open space lands, including focus on restricting residents whose property boundaries are adjacent to open space land from accessing the open space trails directly behind their house instead of driving to a trailhead parking lot and failure to properly mow/maintain the overgrowth of vegetation on the open space land which apparently contributed to the spread of the Marshall Fire.
F	55-64	U	20+y	2	Be more fiscally responsible.



**City of Louisville Parks and Open Space Ballot Measure Survey**  
**"Please describe the reasons why you would vote no and reject the ballot measure."**

Sex	Age Range	Party	Tenure	Ward	Response
F	65+	U	20+y	2	To my knowledge, money collected on the past 10 years has not been utilized as tax payers thought. What will make the next 10 years different? I wonder.....
F	65+	U	20+y	2	The City of Louisville did not maintain its parks and open spaces for approximately the last 5years- why extend the tax? We had broken drip systems, weeds, dead bushes and dead trees along Harper Lake, McCaslin Blvd, Washington Ave-our plea to correct this in October 2021 fell on deaf ears. If this ballot measure does pass, then invest in corridor fencing for McCaslin and Washington. Help the Marshall Fire victims and beautify the city with coordinated fire-resistant fencing. Don't spend money acquiring more land that you can't maintain.
F	65+	U	20+y	2	I don't see any accountability. They have all this money, and I don't know what they are doing with it.
M	65+	U	20+y	2	We are already paying additional tax on each plastic bag applied to groceries use that revenue for parks and open space. The "bag tax" is a total scam and should be immediately appealed. It only benefits waste companies reluctant to make investments in plastic recycling for high executive compensation. The carbon footprint of each alternative bag replaces 7200 plastic bags, However, alternative bags only lasts to replace 3500 plastic bags, leaving a carbon footprint deficit, a 2x increasing Co2 in the atmosphere. If city management allows such ignorant laws with the opposite effect that adversely impacts the environment to laws to stand, how can they be trusted with additional tax revenue from other tax initiatives?
M	65+	U	20+y	2	We have enough open space. You can not even keep cut the weeds in the green belts for fire mitigation let alone do fire mitigation for the open space. If you could tell us what you are definitely going to spend the money on then I might reconsider. Purchasing of open space will cause me to vote no kon any tax.
M	65+	U	20+y	2	The City does not maintain what it has now. This is especially true with open space. I see no need to reward poor performance.
M	65+	U	20+y	2	The city does not need to purchase more open spaces I might consider voting for it if I new what the city is doing now to mitigate wildfires, which was dramatically lacking prior to 12/30/2021
M	45-54	D	5-10y	2	Stop off loading business taxes to consumers. Sell or develop land. Think forest management. Cut down trees to maintain the ones you gave left. Buy land low sell high. You now have 2000 acres when the land value is about to drop. Should have sold at top of market. Remove current sales tax and put all burden on business.
F	35-44	R	5-10y	2	Because we just approved the bag tax, which is quite hefty. Where is all that money going?
M	65+	R	5-10y	2	Inflation is an unacceptable tax. Taxpayers can't afford to involuntarily give the government any more of OUR money than is absolutely necessary to provide services for public safety and essential infrastructure. This is neither.
M	45-54	R	Unk	2	City is not spending money wisely. More focused on political agendas. The money coming in from taxes should more than cover expenses.
M	45-54	U	10-15y	3	Our city tax is already too high (one of the highest) and the city has been fighting new businesses from coming in, which could also increase sales tax revenue.



**City of Louisville Parks and Open Space Ballot Measure Survey**  
**"Please describe the reasons why you would vote no and reject the ballot measure."**

Sex	Age Range	Party	Tenure	Ward	Response
M	45-54	U	10-15y	3	This survey is carefully veiled in many respects. If we are just maintaining our open space that is one thing, but in several places open space acquisition is the viewed purpose. With the fires & our losses, Louisville really needs to figure out how the force the City of Boulder/BO CO to adequately maintain the space they have, specifically for fire preservation before adding to its open acquisition targets. With have enough COB/BO open space that puts our community in danger. A) Excellently manage & maintain what OS we have; B) make Boco/COB do the same with their properties that can endanger our community & C) set up continentcy funds for OS failures like Marshall... Fire breaks? Go up & hike Malibu canyon sometime?
M	55-64	U	10-15y	3	Find \$\$'s from other city budget line items to fund.
M	45-54	D	15-20y	3	Being a long time resident of Louisville and witnessing non stop increases in property taxes, special taxes, etc. as we all watch our leadership make unsupported decision on housing and our great city continues to drive out business to surrounding cities. I also thought how we handle the fire and all matters of rebuilding very poorly. Watching all this why would I trust to give my city additional tax dollars to squander away.
M	35-44	D	20+y	3	This ballot measure needs to be taken into consideration with the larger use of tax funds. When I see the city utilizing our taxes in what I would consider a poor manner, it makes me less likely to vote to approve extensions, even on things that I might care about to a degree. Spending money to bolt signs into the middle of crosswalks and paint crosswalks green is not an effective use of money. Putting medians in the middle of crosswalks that are a traffic hazard in bad weather i would consider a poor use of funds. The purchase and restoration of a dilapidated building across from sweet cow that requires ongoing maintenance and painting followed by more painting all seems like a drastic waste of taxpayer money, and makes me have less faith in how the city utilizes tax funds. My feeling is that we could be smarter in how we spend the money and then, when we are asked for a 10 year extension to fund the parks, it could possibly be at a lower rate, saving the taxpayers money by effectively using the funds for things that make a real difference in town.
F	45-54	D	20+y	3	Our city has wasted so much money buying that grain elevator that sits empty, putting in the ridiculous cross walks that no resident I've spoken with thinks are helpful but actually make safety worse, and the city is so difficult to deal with we continue to lose businesses that would help generate sales tax. Residents here are not made of money-you guys need to do a better job of spending what we have and trying to attract retail business within city limits.
M	55-64	D	20+y	3	Open space is grossly under protected and restored. Need a large and big acquisition fund ready. Not hardly mentioned here. The money is being diverted to parks when that was not the emphasis in the ballot measure. Parks was one of 6 or 7 things to spend money on. Even this survey gets it backwards leading with parks and not the natural values listed on the previous ballots. Where are other tax options to "vote on this serves? It is misleading and skewed and results won't be very helpful.

**City of Louisville Parks and Open Space Ballot Measure Survey**  
**"Please describe the reasons why you would vote no and reject the ballot measure."**

Sex	Age Range	Party	Tenure	Ward	Response
F	65+	O	20+y	3	Current collected taxes need to be budgeted more effectively and efficiently
F	65+	R	20+y	3	The city doesn't manage the public funds it currently has very well. I live right next to a park and over the years it's maintenance has greatly decreased. I've been here 25 years. Why would I approve more money from my fixed income to be mismanaged?
M	65+	R	20+y	3	There are already too many taxes..
M	65+	R	20+y	3	No need to buy more open space. Need better management and less waste of available funds. Overall taxes are far to high.
M	65+	R	20+y	3	I don't believe the city isn't doing any fire mitigation and haven't taken care of weeds.
M	35-44	U	20+y	3	Louisville needs to stop spending money on open space rangers and most important , control the overpopulation of prairie dogs.
F	45-54	U	20+y	3	No increased taxes
F	55-64	U	20+y	3	City is unable to maintain the current areas in an acceptable manner. Playground equipment is terrible. Open space areas are not well maintained. The city cant keep what they have. Employees are more interested in their phones than the jobs they should be doing.
M	55-64	U	20+y	3	The city shouldn't own 40% of the land in the city limits. That's crazy. Sell some of it and reduce the sales taxes. When I moved to Louisville in 1997 the sales taxes were some the lowest in the area. Now, it's one of the highest.
M	55-64	U	20+y	3	The citizens of Louisville are over taxed for frivolous expenditures like this.
F	65+	U	20+y	3	I believe the city wastes money on social justice issues that could be redirected to these projects. We do not need a DEI department and the salary involved there. We do not need the street painted in rainbow colors. Louisville is bending over backwards to virtue signal. The city also wastes money on traffic safety that isn't necessary. Basically I think city money is not being used wisely and am very hesitant to give them more.
M	65+	U	20+y	3	This is ridiculous ... the City wants to continue its high tax rate in the face of a recession. Please consider LOWERING taxes and being more fiscally responsible vs. increasing spending. I strongly disagree with the focus on and funding of DEI and related activities by the City. Cut those departments and programs, use the savings to fund open space & parks. I suspect the City spends an equal amount on DEI as it does on open space & parks. IMO, open space & parks are the priority, not DEI.
M	65+	U	20+y	3	Management
M	65+	U	20+y	3	Too much open space, unmowed, led to greater losses in recent wildfire

**City of Louisville Parks and Open Space Ballot Measure Survey**  
**"Please describe the reasons why you would vote no and reject the ballot measure."**

Sex	Age Range	Party	Tenure	Ward	Response
U	65+	U	20+y	3	Why have you hired open space rangers and give them them trucks? We do not need open. Space rangers patrolling our lands. You are not keeping up with the trees on these open spaces. More money needs to go to the forestry department or parks and rec needs to share in the maintenance of our trees and shrubs and land, I do not see this happening and it seems like you are expanding the overhead without taking care of what we already have. We do not need more personnel.
F	45-54	D	5-10y	3	There is no need for more land acquisitions. The City should be focused on encouraging tax revenues from businesses, not the consumers, which entails encouraging development rather than prohibiting it. The City's wealth is derived by placing the burden on residents, squeezing out low income households. It's frankly disgusting how little concern the City has for middle income earners, let alone low income earners.
F	45-54	D	5-10y	3	I don't have the money to pay more:( I work 52+ hours a week. Not everyone that lives in Lsvl is rich!
F	45-54	U	5-10y	3	Taxes are already too high. City needs to fund projects within reasonable budget and not extending or adding taxes.
M	45-54	U	5-10y	3	I believe funding more land acquisition when the city is already struggling to manage what it has is a fire hazard and a mistake. I believe Louisville businesses are being taxed out of Louisville and being forced to do things like being used bag recycling behind service desk so that residents must buy new bags and pay tax instead of reusing disposable bags in a bin (King Soopers), or plant 20 trees in order to get outdoor seating for a struggling restaurant that can't afford it. DJ's watering hole. I believe parents and children are being forced into a very dangerous traffic and egress situation at Monarch and the city is ignoring the warnings. Fixing that looming catastrophe is a much higher priority than acquiring more open space.
M	65+	U	5-10y	3	The City is spending too much already, and must cut back, especially on staff. Also, I think it is a horrible idea ever to dedicate a specific tax to a specific use: it takes away all flexibility to adapt the annual budget to current needs and priorities, and often ( as in this case of Parks etc) leads to automatic and wasteful staff spending, indefinitely into the future.
M	18-34	R	Unk	3	Taxation is theft
U	35-44	U	Unk	3	All taxation is theft.

Table of Contents

T1. For statistical purposes, could you verify that you are registered to vote in the City of Louisville, Colorado? ..... 7

T1. For statistical purposes, could you verify that you are registered to vote in the City of Louisville, Colorado? ..... 8

T1. For statistical purposes, could you verify that you are registered to vote in the City of Louisville, Colorado? ..... 9

T1. For statistical purposes, could you verify that you are registered to vote in the City of Louisville, Colorado? ..... 10

T1. For statistical purposes, could you verify that you are registered to vote in the City of Louisville, Colorado? ..... 11

T2. How likely are you to vote in a local ballot measure election this November regarding an extension of Louisville's sales tax for parks and open space? Are you: ..... 12

T2. How likely are you to vote in a local ballot measure election this November regarding an extension of Louisville's sales tax for parks and open space? Are you: ..... 13

T2. How likely are you to vote in a local ballot measure election this November regarding an extension of Louisville's sales tax for parks and open space? Are you: ..... 14

T2. How likely are you to vote in a local ballot measure election this November regarding an extension of Louisville's sales tax for parks and open space? Are you: ..... 15

T2. How likely are you to vote in a local ballot measure election this November regarding an extension of Louisville's sales tax for parks and open space? Are you: ..... 16

T3. How familiar are you with the parks, playgrounds, trails, and open spaces managed by Louisville's Parks and Open Space Divisions? Are you: ..... 17

T3. How familiar are you with the parks, playgrounds, trails, and open spaces managed by Louisville's Parks and Open Space Divisions? Are you: ..... 18

T3. How familiar are you with the parks, playgrounds, trails, and open spaces managed by Louisville's Parks and Open Space Divisions? Are you: ..... 19

T3. How familiar are you with the parks, playgrounds, trails, and open spaces managed by Louisville's Parks and Open Space Divisions? Are you: ..... 20

T3. How familiar are you with the parks, playgrounds, trails, and open spaces managed by Louisville's Parks and Open Space Divisions? Are you: ..... 21

T4. Do you approve or disapprove of the job the Louisville Parks Division is doing managing the City's parks and playgrounds? ..... 22

T4. Do you approve or disapprove of the job the Louisville Parks Division is doing managing the City's parks and playgrounds? ..... 23

T4. Do you approve or disapprove of the job the Louisville Parks Division is doing managing the City's parks and playgrounds? ..... 24

T4. Do you approve or disapprove of the job the Louisville Parks Division is doing managing the City's parks and playgrounds? ..... 25

T4. Do you approve or disapprove of the job the Louisville Parks Division is doing managing the City's parks and playgrounds? ..... 26

T5. Do you approve or disapprove of the job the Louisville Open Space Division is doing managing the City's open spaces and trails? ..... 27

T5. Do you approve or disapprove of the job the Louisville Open Space Division is doing managing the City's open spaces and trails? ..... 28

T5. Do you approve or disapprove of the job the Louisville Open Space Division is doing managing the City's open spaces and trails? ..... 29

T5. Do you approve or disapprove of the job the Louisville Open Space Division is doing managing the City's open spaces and trails? ..... 30

T5. Do you approve or disapprove of the job the Louisville Open Space Division is doing managing the City's open spaces and trails? ..... 31

T6. As you may know, the City of Louisville owns or has an interest in roughly 2,000 acres of open space, which is approximately 40% of the land within city limits. Do you think this is: ..... 32

T6. As you may know, the City of Louisville owns or has an interest in roughly 2,000 acres of open space, which is approximately 40% of the land within city limits. Do you think this is: ..... 33

T6. As you may know, the City of Louisville owns or has an interest in roughly 2,000 acres of open space, which is approximately 40% of the land within city limits. Do you think this is: ..... 34

T6. As you may know, the City of Louisville owns or has an interest in roughly 2,000 acres of open space, which is approximately 40% of the land within city limits. Do you think this is: ..... 35

T6. As you may know, the City of Louisville owns or has an interest in roughly 2,000 acres of open space, which is approximately 40% of the land within city limits. Do you think this is: ..... 36

Please indicate how important the following Parks and Open Space Division responsibilities and functions are ..... 37

Please indicate how important the following Parks and Open Space Division responsibilities and functions are ..... 38

Please indicate how important the following Parks and Open Space Division responsibilities and functions are ..... 39

Please indicate how important the following Parks and Open Space Division responsibilities and functions are ..... 40

Please indicate how important the following Parks and Open Space Division responsibilities and functions are ..... 41

Please indicate how important the following Parks and Open Space Division responsibilities and functions are ..... 42

Please indicate how important the following Parks and Open Space Division responsibilities and functions are ..... 43

Please indicate how important the following Parks and Open Space Division responsibilities and functions are ..... 44

Please indicate how important the following Parks and Open Space Division responsibilities and functions are ..... 45

Please indicate how important the following Parks and Open Space Division responsibilities and functions are ..... 46

Please indicate how important the following Parks and Open Space Division responsibilities and functions are..... 47

Please indicate how important the following Parks and Open Space Division responsibilities and functions are..... 48

Please indicate how important the following Parks and Open Space Division responsibilities and functions are..... 49

Please indicate how important the following Parks and Open Space Division responsibilities and functions are..... 50

Please indicate how important the following Parks and Open Space Division responsibilities and functions are..... 51

Please indicate how important the following Parks and Open Space Division responsibilities and functions are..... 52

Please indicate how important the following Parks and Open Space Division responsibilities and functions are..... 53

Please indicate how important the following Parks and Open Space Division responsibilities and functions are..... 54

Please indicate how important the following Parks and Open Space Division responsibilities and functions are..... 55

Please indicate how important the following Parks and Open Space Division responsibilities and functions are..... 56

Please indicate how important the following Parks and Open Space Division responsibilities and functions are..... 57

Please indicate how important the following Parks and Open Space Division responsibilities and functions are..... 58

Please indicate how important the following Parks and Open Space Division responsibilities and functions are..... 59

Please indicate how important the following Parks and Open Space Division responsibilities and functions are..... 60

Please indicate how important the following Parks and Open Space Division responsibilities and functions are..... 61

Please indicate how important the following Parks and Open Space Division responsibilities and functions are..... 62

Please indicate how important the following Parks and Open Space Division responsibilities and functions are..... 63

Please indicate how important the following Parks and Open Space Division responsibilities and functions are..... 64

Please indicate how important the following Parks and Open Space Division responsibilities and functions are..... 65

Please indicate how important the following Parks and Open Space Division responsibilities and functions are..... 66

T8. Do you agree or disagree with the following statement? "The City of Louisville is fiscally responsible and spends taxpayer money wisely." ..... 67

T8. Do you agree or disagree with the following statement? "The City of Louisville is fiscally responsible and spends taxpayer money wisely." ..... 68

T8. Do you agree or disagree with the following statement? "The City of Louisville is fiscally responsible and spends taxpayer money wisely." ..... 69

T8. Do you agree or disagree with the following statement? "The City of Louisville is fiscally responsible and spends taxpayer money wisely." ..... 70

T8. Do you agree or disagree with the following statement? "The City of Louisville is fiscally responsible and spends taxpayer money wisely." ..... 71

Before we continue, it is important to understand that the City has not determined the specifics of a ballot measure that will be placed on the November ballot regarding funding for parks, trails, and open space. However, your participation in this survey and sharing your honest opinions will influence those decisions. So, let's continue the survey now. .... 72

Before we continue, it is important to understand that the City has not determined the specifics of a ballot measure that will be placed on the November ballot regarding funding for parks, trails, and open space. However, your participation in this survey and sharing your honest opinions will influence those decisions. So, let's continue the survey now. .... 73

Before we continue, it is important to understand that the City has not determined the specifics of a ballot measure that will be placed on the November ballot regarding funding for parks, trails, and open space. However, your participation in this survey and sharing your honest opinions will influence those decisions. So, let's continue the survey now. .... 74

Before we continue, it is important to understand that the City has not determined the specifics of a ballot measure that will be placed on the November ballot regarding funding for parks, trails, and open space. However, your participation in this survey and sharing your honest opinions will influence those decisions. So, let's continue the survey now. .... 75

Before we continue, it is important to understand that the City has not determined the specifics of a ballot measure that will be placed on the November ballot regarding funding for parks, trails, and open space. However, your participation in this survey and sharing your honest opinions will influence those decisions. So, let's continue the survey now. .... 76

We will now share information about the Parks and Open Space Divisions and why the City will be placing a ballot measure before voters this November. The ballot measure may ask for voters to approve an extension of the 0.375% sales tax to generate \$2.85 million in annual funding for the maintenance of parks, trails, open space, and land acquisition. After reading hearing the information, please indicate if you are more likely to vote yes and approve the ballot measure or if you are more likely to vote no and reject it. Let's get started..... 77

We will now share information about the Parks and Open Space Divisions and why the City will be placing a ballot measure before voters this November. The ballot measure may ask for voters to approve an extension of the 0.375% sales tax to generate \$2.85 million in annual funding for the maintenance of parks, trails, open space, and land acquisition. After reading hearing the information, please indicate if you are more likely to vote yes and approve the ballot measure or if you are more likely to vote no and reject it. Let's get started..... 78

We will now share information about the Parks and Open Space Divisions and why the City will be placing a ballot measure before voters this November. The ballot measure may ask for voters to approve an extension of the 0.375% sales tax to generate \$2.85 million in annual funding for the maintenance of parks, trails, open space, and land acquisition. After reading hearing the information, please indicate if you are more likely to vote yes and approve the ballot measure or if you are more likely to vote no and reject it. Let's get started..... 79

We will now share information about the Parks and Open Space Divisions and why the City will be placing a ballot measure before voters this November. The ballot measure may ask for voters to approve an extension of the 0.375% sales tax to generate \$2.85 million in annual funding for the maintenance of parks, trails, open space, and land acquisition. After reading hearing the information, please indicate if you are more likely to vote yes and approve the ballot measure or if you are more likely to vote no and reject it. Let's get started..... 80



We will now share information about the Parks and Open Space Divisions and why the City will be placing a ballot measure before voters this November. The ballot measure may ask for voters to approve an extension of the 0.375% sales tax to generate \$2.85 million in annual funding for the maintenance of parks, trails, open space, and land acquisition. After reading hearing the information, please indicate if you are more likely to vote yes and approve the ballot measure or if you are more likely to vote no and reject it. Let's get started. .... 81

T11. The Open Space Division is responsible for maintaining approximately 2,000 acres of open lands that the City owns or has an interest in, plus 20 miles of trails. These lands provide recreational opportunities for residents and visitors, support diverse wildlife and plant communities, and create visual buffers between Louisville and neighboring municipalities. Knowing this, are you: ..... 82

T11. The Open Space Division is responsible for maintaining approximately 2,000 acres of open lands that the City owns or has an interest in, plus 20 miles of trails. These lands provide recreational opportunities for residents and visitors, support diverse wildlife and plant communities, and create visual buffers between Louisville and neighboring municipalities. Knowing this, are you: ..... 83

T11. The Open Space Division is responsible for maintaining approximately 2,000 acres of open lands that the City owns or has an interest in, plus 20 miles of trails. These lands provide recreational opportunities for residents and visitors, support diverse wildlife and plant communities, and create visual buffers between Louisville and neighboring municipalities. Knowing this, are you: ..... 84

T11. The Open Space Division is responsible for maintaining approximately 2,000 acres of open lands that the City owns or has an interest in, plus 20 miles of trails. These lands provide recreational opportunities for residents and visitors, support diverse wildlife and plant communities, and create visual buffers between Louisville and neighboring municipalities. Knowing this, are you: ..... 85

T11. The Open Space Division is responsible for maintaining approximately 2,000 acres of open lands that the City owns or has an interest in, plus 20 miles of trails. These lands provide recreational opportunities for residents and visitors, support diverse wildlife and plant communities, and create visual buffers between Louisville and neighboring municipalities. Knowing this, are you: ..... 86

T12. The 0.375% sales tax revenue pays for 60% of the Parks Division's operational costs, and 100% of the Open Space Division's operational costs. These costs include maintenance, capital projects, equipment, staff, and management work associated with parks and open spaces. Knowing this, are you: ..... 87

T12. The 0.375% sales tax revenue pays for 60% of the Parks Division's operational costs, and 100% of the Open Space Division's operational costs. These costs include maintenance, capital projects, equipment, staff, and management work associated with parks and open spaces. Knowing this, are you: ..... 88

T12. The 0.375% sales tax revenue pays for 60% of the Parks Division's operational costs, and 100% of the Open Space Division's operational costs. These costs include maintenance, capital projects, equipment, staff, and management work associated with parks and open spaces. Knowing this, are you: ..... 89

T12. The 0.375% sales tax revenue pays for 60% of the Parks Division's operational costs, and 100% of the Open Space Division's operational costs. These costs include maintenance, capital projects, equipment, staff, and management work associated with parks and open spaces. Knowing this, are you: ..... 90

T12. The 0.375% sales tax revenue pays for 60% of the Parks Division's operational costs, and 100% of the Open Space Division's operational costs. These costs include maintenance, capital projects, equipment, staff, and management work associated with parks and open spaces. Knowing this, are you: ..... 91

T13. If the 0.375% dedicated parks and open space sales tax is not extended, the City must dramatically reduce the operational costs of the Parks and Open Space Divisions. This would result in less mowing, wildfire mitigation, and reduced trail, park, and open space maintenance. Knowing this, are you: ..... 92

T13. If the 0.375% dedicated parks and open space sales tax is not extended, the City must dramatically reduce the operational costs of the Parks and Open Space Divisions. This would result in less mowing, wildfire mitigation, and reduced trail, park, and open space maintenance. Knowing this, are you: ..... 93

T13. If the 0.375% dedicated parks and open space sales tax is not extended, the City must dramatically reduce the operational costs of the Parks and Open Space Divisions. This would result in less mowing, wildfire mitigation, and reduced trail, park, and open space maintenance. Knowing this, are you: ..... 94

T13. If the 0.375% dedicated parks and open space sales tax is not extended, the City must dramatically reduce the operational costs of the Parks and Open Space Divisions. This would result in less mowing, wildfire mitigation, and reduced trail, park, and open space maintenance. Knowing this, are you: ..... 95

T13. If the 0.375% dedicated parks and open space sales tax is not extended, the City must dramatically reduce the operational costs of the Parks and Open Space Divisions. This would result in less mowing, wildfire mitigation, and reduced trail, park, and open space maintenance. Knowing this, are you: ..... 96

T14. Since 2002, revenue from the 0.375% sales tax has helped fund the acquisition of Mayhoffer, Hecla and Bullhead Gulch Open Spaces. Knowing this, are you: ..... 97

T14. Since 2002, revenue from the 0.375% sales tax has helped fund the acquisition of Mayhoffer, Hecla and Bullhead Gulch Open Spaces. Knowing this, are you: ..... 98

T14. Since 2002, revenue from the 0.375% sales tax has helped fund the acquisition of Mayhoffer, Hecla and Bullhead Gulch Open Spaces. Knowing this, are you: ..... 99

T14. Since 2002, revenue from the 0.375% sales tax has helped fund the acquisition of Mayhoffer, Hecla and Bullhead Gulch Open Spaces. Knowing this, are you: ..... 100

T14. Since 2002, revenue from the 0.375% sales tax has helped fund the acquisition of Mayhoffer, Hecla and Bullhead Gulch Open Spaces. Knowing this, are you: ..... 101

T15. Thank you for learning why the City is placing a ballot measure on the November ballot. As a reminder, the ballot measure may ask voters to approve or reject a 0.375% sales tax extension for 10 years to continue generating a \$2.85 million annual dedicated funding source for the maintenance of parks, trails, open space, and land acquisition. A 0.375% sales tax extension would cost a consumer 3.75 cents on a \$10 purchase of taxable items. If an election were held today, would you vote yes and approve or vote no and reject an extension of the 0.375% sales tax for 10 years to generate a \$2.85 million annual dedicated funding source for the annual maintenance of parks, trails, open space, and land acquisition? ..... 102

T15. Thank you for learning why the City is placing a ballot measure on the November ballot. As a reminder, the ballot measure may ask voters to approve or reject a 0.375% sales tax extension for 10 years to continue generating a \$2.85 million annual dedicated funding source for the maintenance of parks, trails, open space, and land acquisition. A 0.375% sales tax extension would cost a consumer 3.75 cents on a \$10 purchase of taxable items. If an election were held today, would you vote yes and approve or vote no and reject an extension of the 0.375% sales tax for 10 years to generate a \$2.85 million annual dedicated funding source for the annual maintenance of parks, trails, open space, and land acquisition? ..... 103

T15. Thank you for learning why the City is placing a ballot measure on the November ballot. As a reminder, the ballot measure may ask voters to approve or reject a 0.375% sales tax extension for 10 years to continue generating a \$2.85 million annual dedicated funding source for the maintenance of parks, trails, open space, and land acquisition. A 0.375% sales tax extension would cost a consumer 3.75 cents on a \$10 purchase of taxable items. If an election were held today, would you vote yes and approve or vote no and reject an extension of the 0.375% sales tax for 10 years to generate a \$2.85 million annual dedicated funding source for the annual maintenance of parks, trails, open space, and land acquisition? ..... 104

T15. Thank you for learning why the City is placing a ballot measure on the November ballot. As a reminder, the ballot measure may ask voters to approve or reject a 0.375% sales tax extension for 10 years to continue generating a \$2.85 million annual dedicated funding source for the maintenance of parks, trails, open space, and land acquisition. A 0.375% sales tax extension would cost a consumer 3.75 cents on a \$10 purchase of taxable items. If an election were held today, would you vote yes and approve or vote no and reject an extension of the 0.375% sales tax for 10 years to generate a \$2.85 million annual dedicated funding source for the annual maintenance of parks, trails, open space, and land acquisition?..... 105

T15. Thank you for learning why the City is placing a ballot measure on the November ballot. As a reminder, the ballot measure may ask voters to approve or reject a 0.375% sales tax extension for 10 years to continue generating a \$2.85 million annual dedicated funding source for the maintenance of parks, trails, open space, and land acquisition. A 0.375% sales tax extension would cost a consumer 3.75 cents on a \$10 purchase of taxable items. If an election were held today, would you vote yes and approve or vote no and reject an extension of the 0.375% sales tax for 10 years to generate a \$2.85 million annual dedicated funding source for the annual maintenance of parks, trails, open space, and land acquisition?..... 106

T18. If you had to choose, do you lean more towards voting yes and approving the ballot measure, or do you lean more towards voting no and rejecting it?..... 107

T18. If you had to choose, do you lean more towards voting yes and approving the ballot measure, or do you lean more towards voting no and rejecting it?..... 108

T18. If you had to choose, do you lean more towards voting yes and approving the ballot measure, or do you lean more towards voting no and rejecting it?..... 109

T18. If you had to choose, do you lean more towards voting yes and approving the ballot measure, or do you lean more towards voting no and rejecting it?..... 110

T18. If you had to choose, do you lean more towards voting yes and approving the ballot measure, or do you lean more towards voting no and rejecting it?..... 111

Parks and Open Space are amenities that require long-term funding. Therefore, the City is considering asking voters to approve extending the 0.375% sales tax dedicated for Parks and Open Space for more than 10 years. Please indicate your level of support or opposition to extending the 0.375% sales tax for the following time periods..... 112

Parks and Open Space are amenities that require long-term funding. Therefore, the City is considering asking voters to approve extending the 0.375% sales tax dedicated for Parks and Open Space for more than 10 years. Please indicate your level of support or opposition to extending the 0.375% sales tax for the following time periods..... 113

Parks and Open Space are amenities that require long-term funding. Therefore, the City is considering asking voters to approve extending the 0.375% sales tax dedicated for Parks and Open Space for more than 10 years. Please indicate your level of support or opposition to extending the 0.375% sales tax for the following time periods..... 114

Parks and Open Space are amenities that require long-term funding. Therefore, the City is considering asking voters to approve extending the 0.375% sales tax dedicated for Parks and Open Space for more than 10 years. Please indicate your level of support or opposition to extending the 0.375% sales tax for the following time periods..... 115

Parks and Open Space are amenities that require long-term funding. Therefore, the City is considering asking voters to approve extending the 0.375% sales tax dedicated for Parks and Open Space for more than 10 years. Please indicate your level of support or opposition to extending the 0.375% sales tax for the following time periods..... 116

Parks and Open Space are amenities that require long-term funding. Therefore, the City is considering asking voters to approve extending the 0.375% sales tax dedicated for Parks and Open Space for more than 10 years. Please indicate your level of support or opposition to extending the 0.375% sales tax for the following time periods..... 117

Parks and Open Space are amenities that require long-term funding. Therefore, the City is considering asking voters to approve extending the 0.375% sales tax dedicated for Parks and Open Space for more than 10 years. Please indicate your level of support or opposition to extending the 0.375% sales tax for the following time periods..... 118

Parks and Open Space are amenities that require long-term funding. Therefore, the City is considering asking voters to approve extending the 0.375% sales tax dedicated for Parks and Open Space for more than 10 years. Please indicate your level of support or opposition to extending the 0.375% sales tax for the following time periods..... 119

Parks and Open Space are amenities that require long-term funding. Therefore, the City is considering asking voters to approve extending the 0.375% sales tax dedicated for Parks and Open Space for more than 10 years. Please indicate your level of support or opposition to extending the 0.375% sales tax for the following time periods..... 120

Parks and Open Space are amenities that require long-term funding. Therefore, the City is considering asking voters to approve extending the 0.375% sales tax dedicated for Parks and Open Space for more than 10 years. Please indicate your level of support or opposition to extending the 0.375% sales tax for the following time periods..... 121

Parks and Open Space are amenities that require long-term funding. Therefore, the City is considering asking voters to approve extending the 0.375% sales tax dedicated for Parks and Open Space for more than 10 years. Please indicate your level of support or opposition to extending the 0.375% sales tax for the following time periods..... 122

Parks and Open Space are amenities that require long-term funding. Therefore, the City is considering asking voters to approve extending the 0.375% sales tax dedicated for Parks and Open Space for more than 10 years. Please indicate your level of support or opposition to extending the 0.375% sales tax for the following time periods..... 123

Parks and Open Space are amenities that require long-term funding. Therefore, the City is considering asking voters to approve extending the 0.375% sales tax dedicated for Parks and Open Space for more than 10 years. Please indicate your level of support or opposition to extending the 0.375% sales tax for the following time periods..... 124

Parks and Open Space are amenities that require long-term funding. Therefore, the City is considering asking voters to approve extending the 0.375% sales tax dedicated for Parks and Open Space for more than 10 years. Please indicate your level of support or opposition to extending the 0.375% sales tax for the following time periods..... 125

Parks and Open Space are amenities that require long-term funding. Therefore, the City is considering asking voters to approve extending the 0.375% sales tax dedicated for Parks and Open Space for more than 10 years. Please indicate your level of support or opposition to extending the 0.375% sales tax for the following time periods..... 126

T20. Again, because Parks and Open Space are amenities that require long-term funding, the City is considering a ballot measure that would increase the tax by 0.125% to raise an additional \$950,000 for the maintenance of parks, trails, open space, and land acquisition. This additional funding would be used for maintaining existing parks, maintaining Open Space, trails, and future open space or park land acquisition. This may include more frequent playground replacement, trail development, natural resource management and education, addressing deferred maintenance issues and aging infrastructure, and the rising cost of materials and labor. Knowing this, would you vote yes and approve or vote no and reject a 0.5% sales tax to fund an annual \$3.75 million dedicated funding source for the maintenance of parks, trails, and open space land acquisition that would expire and sunset in 10 years? ..... 127

T20. Again, because Parks and Open Space are amenities that require long-term funding, the City is considering a ballot measure that would increase the tax by 0.125% to raise an additional \$950,000 for the maintenance of parks, trails, open space, and land acquisition. This additional funding would be used for maintaining existing parks, maintaining Open Space, trails, and future open space or park land acquisition. This may include more frequent playground replacement, trail development, natural resource management and education, addressing deferred maintenance issues and aging infrastructure, and the rising cost of materials



and labor. Knowing this, would you vote yes and approve or vote no and reject a 0.5% sales tax to fund an annual \$3.75 million dedicated funding source for the maintenance of parks, trails, and open space land acquisition that would expire and sunset in 10 years? .....	128
T20. Again, because Parks and Open Space are amenities that require long-term funding, the City is considering a ballot measure that would increase the tax by 0.125% to raise an additional \$950,000 for the maintenance of parks, trails, open space, and land acquisition. This additional funding would be used for maintaining existing parks, maintaining Open Space, trails, and future open space or park land acquisition. This may include more frequent playground replacement, trail development, natural resource management and education, addressing deferred maintenance issues and aging infrastructure, and the rising cost of materials and labor. Knowing this, would you vote yes and approve or vote no and reject a 0.5% sales tax to fund an annual \$3.75 million dedicated funding source for the maintenance of parks, trails, and open space land acquisition that would expire and sunset in 10 years? .....	129
T20. Again, because Parks and Open Space are amenities that require long-term funding, the City is considering a ballot measure that would increase the tax by 0.125% to raise an additional \$950,000 for the maintenance of parks, trails, open space, and land acquisition. This additional funding would be used for maintaining existing parks, maintaining Open Space, trails, and future open space or park land acquisition. This may include more frequent playground replacement, trail development, natural resource management and education, addressing deferred maintenance issues and aging infrastructure, and the rising cost of materials and labor. Knowing this, would you vote yes and approve or vote no and reject a 0.5% sales tax to fund an annual \$3.75 million dedicated funding source for the maintenance of parks, trails, and open space land acquisition that would expire and sunset in 10 years? .....	130
T20. Again, because Parks and Open Space are amenities that require long-term funding, the City is considering a ballot measure that would increase the tax by 0.125% to raise an additional \$950,000 for the maintenance of parks, trails, open space, and land acquisition. This additional funding would be used for maintaining existing parks, maintaining Open Space, trails, and future open space or park land acquisition. This may include more frequent playground replacement, trail development, natural resource management and education, addressing deferred maintenance issues and aging infrastructure, and the rising cost of materials and labor. Knowing this, would you vote yes and approve or vote no and reject a 0.5% sales tax to fund an annual \$3.75 million dedicated funding source for the maintenance of parks, trails, and open space land acquisition that would expire and sunset in 10 years? .....	131
T21. In the past, the funds generated from the 0.375% sales tax have been split evenly, with roughly 50% going towards parks, and roughly 50% going towards open space. Do you support this allocation of funds, or would you like to see more go towards parks or open space? .....	132
T21. In the past, the funds generated from the 0.375% sales tax have been split evenly, with roughly 50% going towards parks, and roughly 50% going towards open space. Do you support this allocation of funds, or would you like to see more go towards parks or open space? .....	133
T21. In the past, the funds generated from the 0.375% sales tax have been split evenly, with roughly 50% going towards parks, and roughly 50% going towards open space. Do you support this allocation of funds, or would you like to see more go towards parks or open space? .....	134
T21. In the past, the funds generated from the 0.375% sales tax have been split evenly, with roughly 50% going towards parks, and roughly 50% going towards open space. Do you support this allocation of funds, or would you like to see more go towards parks or open space? .....	135
T21. In the past, the funds generated from the 0.375% sales tax have been split evenly, with roughly 50% going towards parks, and roughly 50% going towards open space. Do you support this allocation of funds, or would you like to see more go towards parks or open space? .....	136
And now we have a few questions for statistical purposes only. ....	137
And now we have a few questions for statistical purposes only. ....	138
And now we have a few questions for statistical purposes only. ....	139
And now we have a few questions for statistical purposes only. ....	140
And now we have a few questions for statistical purposes only. ....	141
T23. Are you between the ages of: .....	142
T23. Are you between the ages of: .....	143
T23. Are you between the ages of: .....	144
T23. Are you between the ages of: .....	145
T23. Are you between the ages of: .....	146
T24. Are you married or single? .....	147
T24. Are you married or single? .....	148
T24. Are you married or single? .....	149
T24. Are you married or single? .....	150
T24. Are you married or single? .....	151
T25. For statistical and weighting purposes only, are you registered to vote as an Unaffiliated voter, a Democrat, a Republican, or are you registered with another party? .....	152
T25. For statistical and weighting purposes only, are you registered to vote as an Unaffiliated voter, a Democrat, a Republican, or are you registered with another party? .....	153
T25. For statistical and weighting purposes only, are you registered to vote as an Unaffiliated voter, a Democrat, a Republican, or are you registered with another party? .....	154
T25. For statistical and weighting purposes only, are you registered to vote as an Unaffiliated voter, a Democrat, a Republican, or are you registered with another party? .....	155
T25. For statistical and weighting purposes only, are you registered to vote as an Unaffiliated voter, a Democrat, a Republican, or are you registered with another party? .....	156
T26. How often do you or someone in your family use the City's parks and playgrounds? Even if you only use them during warmer months, please indicate how often you or a family member visit during that time. ...	157

T26. How often do you or someone in your family use the City's parks and playgrounds? Even if you only use them during warmer months, please indicate how often you or a family member visit during that time. ...	158
T26. How often do you or someone in your family use the City's parks and playgrounds? Even if you only use them during warmer months, please indicate how often you or a family member visit during that time. ...	159
T26. How often do you or someone in your family use the City's parks and playgrounds? Even if you only use them during warmer months, please indicate how often you or a family member visit during that time. ...	160
T26. How often do you or someone in your family use the City's parks and playgrounds? Even if you only use them during warmer months, please indicate how often you or a family member visit during that time. ...	161
T27. How often do you or someone in your family use the City's trails and open spaces? Even if you only use them during warmer months, please indicate how often you or a family member visit during that time.....	162
T27. How often do you or someone in your family use the City's trails and open spaces? Even if you only use them during warmer months, please indicate how often you or a family member visit during that time.....	163
T27. How often do you or someone in your family use the City's trails and open spaces? Even if you only use them during warmer months, please indicate how often you or a family member visit during that time.....	164
T27. How often do you or someone in your family use the City's trails and open spaces? Even if you only use them during warmer months, please indicate how often you or a family member visit during that time.....	165
T27. How often do you or someone in your family use the City's trails and open spaces? Even if you only use them during warmer months, please indicate how often you or a family member visit during that time.....	166
T24. How long have you lived in Louisville? .....	167
T24. How long have you lived in Louisville? .....	168
T24. How long have you lived in Louisville? .....	169
T24. How long have you lived in Louisville? .....	170
T24. How long have you lived in Louisville? .....	171
T26. Using the map of Louisville Wards above, which ward do you live in? .....	172
T26. Using the map of Louisville Wards above, which ward do you live in? .....	173
T26. Using the map of Louisville Wards above, which ward do you live in? .....	174
T26. Using the map of Louisville Wards above, which ward do you live in? .....	175
T26. Using the map of Louisville Wards above, which ward do you live in? .....	176

Table 1

T1. For statistical purposes, could you verify that you are registered to vote in the City of Louisville, Colorado?

	Gender~Marital Status							Age~Gender												
	TOTAL	Men	Men Marr	Men Sing	Wom	Wom Marr	Wom Sing	18-34	35-44	18-44	18-44 Men	18-44 Wom	45-54	55-64	45-64	45-64 Men	45-64 Wom	65+	65+ Men	65+ Wom
TOTAL	802	379	289	80	419	269	132	104	120	225	117	106	152	176	329	154	174	249	108	139
	100.0	100.0	100.0	100.0	100.0	100.0	100.0	100.0	100.0	100.0	100.0	100.0	100.0	100.0	100.0	100.0	100.0	100.0	100.0	100.0
Yes	802	379	289	80	419	269	132	104	120	225	117	106	152	176	329	154	174	249	108	139
	100.0	100.0	100.0	100.0	100.0	100.0	100.0	100.0	100.0	100.0	100.0	100.0	100.0	100.0	100.0	100.0	100.0	100.0	100.0	100.0

Table 1

T1. For statistical purposes, could you verify that you are registered to vote in the City of Louisville, Colorado?

	Democrat Voters						Unaffiliated Voters						Republican Voters					Other Voters		
	TOTAL	Dems	Dem Men	Dem WOM	Dem 18-44	Dem 45-64	Dem 65+	Unaf	Unaf Men	Unaf WOM	Unaf 18-44	Unaf 45-64	Unaf 65+	Reps	Rep Men	Rep WOM	Rep 18-44	Rep 45-64	Rep 65+	Oth Prty
TOTAL	802	417	173	242	126	170	121	297	161	134	80	130	87	80	42	38	17	24	39	8
	100.0	100.0	100.0	100.0	100.0	100.0	100.0	100.0	100.0	100.0	100.0	100.0	100.0	100.0	100.0	100.0	100.0	100.0	100.0	100.0
Yes	802	417	173	242	126	170	121	297	161	134	80	130	87	80	42	38	17	24	39	8
	100.0	100.0	100.0	100.0	100.0	100.0	100.0	100.0	100.0	100.0	100.0	100.0	100.0	100.0	100.0	100.0	100.0	100.0	100.0	100.0

Table 1

T1. For statistical purposes, could you verify that you are registered to vote in the City of Louisville, Colorado?

	Tenure in Louisville						Familiarity With Parks and Open Space				Parks Division Job Approval				Open Space Division Job Approval				
	TOTAL	Less 2yrs	2 5y	5 10y	10 15y	15 20y	More 20y	Very Fam	Smwt Fam	Not Too	Not All	Tot Apr	Strg Apr	Tot Dis	Strg Dis	Tot Apr	Strg Apr	Tot Dis	Strg Dis
TOTAL	802	53	108	110	106	97	321	506	257	30	9	682	351	62	20	661	348	98	39
	100.0	100.0	100.0	100.0	100.0	100.0	100.0	100.0	100.0	100.0	100.0	100.0	100.0	100.0	100.0	100.0	100.0	100.0	100.0
Yes	802	53	108	110	106	97	321	506	257	30	9	682	351	62	20	661	348	98	39
	100.0	100.0	100.0	100.0	100.0	100.0	100.0	100.0	100.0	100.0	100.0	100.0	100.0	100.0	100.0	100.0	100.0	100.0	100.0

Table 1

T1. For statistical purposes, could you verify that you are registered to vote in the City of Louisville, Colorado?

	Opinion 0.375% Sales Tax Extension					Informed Opinion 0.375% Sales Tax Extension					City Spends Money Wisely				Opinion of Amount of Open Space			
	TOTAL	Tot Yes	Def Yes	Tot No	Def No	Und	Tot Yes	Def Yes	Tot No	Def No	Und	Tot Agr	Strg Agr	Tot Dis	Strg Dis	Too Much	Right Amt	Not Engh
TOTAL	802	655	471	115	56	31	669	509	99	53	34	535	210	156	69	36	485	247
	100.0	100.0	100.0	100.0	100.0	100.0	100.0	100.0	100.0	100.0	100.0	100.0	100.0	100.0	100.0	100.0	100.0	100.0
Yes	802	655	471	115	56	31	669	509	99	53	34	535	210	156	69	36	485	247
	100.0	100.0	100.0	100.0	100.0	100.0	100.0	100.0	100.0	100.0	100.0	100.0	100.0	100.0	100.0	100.0	100.0	100.0



Table 1

T1. For statistical purposes, could you verify that you are registered to vote in the City of Louisville, Colorado?

	Opinion of 15-Year Extension					Opinion of 20-Year Extension					Opinion of Continuing Tax					Opinion 0.5% Sales Tax					
	TOTAL	Tot Sup	Def Sup	Tot Opp	Def Opp	Und	Tot Sup	Def Sup	Tot Opp	Def Opp	Und	Tot Sup	Def Sup	Tot Opp	Def Opp	Und	Tot Yes	Def Yes	Tot No	Def No	Und
TOTAL	802	599	417	151	106	52	521	340	203	137	78	492	323	222	162	88	513	318	203	113	85
	100.0	100.0	100.0	100.0	100.0	100.0	100.0	100.0	100.0	100.0	100.0	100.0	100.0	100.0	100.0	100.0	100.0	100.0	100.0	100.0	100.0
Yes	802	599	417	151	106	52	521	340	203	137	78	492	323	222	162	88	513	318	203	113	85
	100.0	100.0	100.0	100.0	100.0	100.0	100.0	100.0	100.0	100.0	100.0	100.0	100.0	100.0	100.0	100.0	100.0	100.0	100.0	100.0	100.0

Table 2

T2. How likely are you to vote in a local ballot measure election this November regarding an extension of Louisville's sales tax for parks and open space? Are you:

	Gender~Marital Status							Age~Gender												
	TOTAL	Men	Men Marr	Men Sing	Wom	Wom Marr	Wom Sing	18-34	35-44	18-44	18-44 Men	18-44 Wom	45-54	55-64	45-64	45-64 Men	45-64 Wom	65+	65+ Men	65+ Wom
TOTAL	802	379	289	80	419	269	132	104	120	225	117	106	152	176	329	154	174	249	108	139
	100.0	100.0	100.0	100.0	100.0	100.0	100.0	100.0	100.0	100.0	100.0	100.0	100.0	100.0	100.0	100.0	100.0	100.0	100.0	100.0
Extremely Likely	626	290	238	45	333	217	102	59	99	158	78	78	119	149	268	128	139	200	84	116
	78.0	76.5	82.3	55.7	79.4	80.7	77.4	56.5	82.3	70.3	67.2	73.6	77.9	84.4	81.4	82.9	79.9	80.5	77.4	83.1
Very Likely	109	54	32	21	55	31	21	29	14	43	21	22	21	16	37	18	19	29	15	14
	13.6	14.2	11.1	26.7	13.1	11.5	15.7	27.4	11.9	19.1	18.1	20.3	14.0	9.0	11.3	11.6	11.2	11.5	13.6	9.8
Somewhat Likely	44	24	12	11	19	14	4	14	5	19	16	3	8	6	14	4	10	11	4	7
	5.4	6.4	4.1	14.2	4.6	5.3	3.3	13.3	4.0	8.4	13.6	2.8	5.1	3.4	4.2	2.7	5.5	4.5	3.7	5.0
Unlikely	24	11	7	3	12	7	5	3	2	5	1	3	5	6	10	4	6	9	6	3
	3.0	3.0	2.5	3.5	2.9	2.5	3.6	2.8	1.7	2.2	1.1	3.3	3.0	3.2	3.1	2.8	3.4	3.5	5.3	2.1

Table 2

T2. How likely are you to vote in a local ballot measure election this November regarding an extension of Louisville's sales tax for parks and open space? Are you:

	Democrat Voters						Unaffiliated Voters						Republican Voters					Other Voters		
	TOTAL	Dems	Dem Men	Dem WOM	Dem 18-44	Dem 45-64	Dem 65+	Unaf	Unaf Men	Unaf WOM	Unaf 18-44	Unaf 45-64	Unaf 65+	Reps	Rep Men	Rep WOM	Rep 18-44	Rep 45-64	Rep 65+	Oth Prty
TOTAL	802	417	173	242	126	170	121	297	161	134	80	130	87	80	42	38	17	24	39	8
	100.0	100.0	100.0	100.0	100.0	100.0	100.0	100.0	100.0	100.0	100.0	100.0	100.0	100.0	100.0	100.0	100.0	100.0	100.0	100.0
Extremely Likely	626	347	138	207	95	149	103	210	114	95	49	96	65	65	37	28	13	20	31	3
	78.0	83.3	80.0	85.5	75.4	87.6	85.3	70.9	70.8	71.1	61.8	73.8	74.8	81.0	88.1	73.1	77.5	83.8	80.7	39.7
Very Likely	109	48	22	26	23	14	11	49	29	20	17	20	12	9	2	7	2	3	4	3
	13.6	11.6	12.5	10.9	17.9	8.4	9.4	16.5	17.8	15.1	21.7	15.1	14.0	10.9	3.7	19.0	10.6	10.8	11.2	33.6
Somewhat Likely	44	15	9	6	6	6	3	24	13	11	11	7	7	4	2	2	2		2	1
	5.4	3.6	5.5	2.3	4.9	3.4	2.5	8.1	7.8	8.4	13.2	5.4	7.5	4.7	4.9	4.4	12.0		4.4	10.6
Unlikely	24	7	3	3	2	1	3	13	6	7	3	7	3	3	1	1		1	1	1
	3.0	1.6	2.0	1.3	1.8	0.6	2.8	4.5	3.7	5.4	3.4	5.7	3.6	3.4	3.4	3.4		5.4	3.7	16.1

Table 2

T2. How likely are you to vote in a local ballot measure election this November regarding an extension of Louisville's sales tax for parks and open space? Are you:

	Tenure in Louisville						Familiarity With Parks and Open Space				Parks Division Job Approval				Open Space Division Job Approval				
	TOTAL	Less 2yrs	2 5y	5 10y	10 15y	15 20y	More 20y	Very Fam	Smwt Fam	Not Too	Not All	Tot Apr	Strg Apr	Tot Dis	Strg Dis	Tot Apr	Strg Apr	Tot Dis	Strg Dis
TOTAL	802	53	108	110	106	97	321	506	257	30	9	682	351	62	20	661	348	98	39
	100.0	100.0	100.0	100.0	100.0	100.0	100.0	100.0	100.0	100.0	100.0	100.0	100.0	100.0	100.0	100.0	100.0	100.0	100.0
Extremely Likely	626	39	88	79	83	73	258	424	183	14	4	540	288	48	15	523	279	74	32
	78.0	72.5	81.1	71.6	78.4	75.7	80.5	83.8	71.2	47.5	45.7	79.2	82.0	77.0	75.2	79.1	80.2	75.3	83.1
Very Likely	109	10	12	20	13	15	39	48	49	10	2	92	43	7	2	93	49	10	2
	13.6	19.7	10.7	18.5	11.9	15.1	12.2	9.5	19.1	33.3	19.2	13.5	12.3	11.3	7.5	14.1	14.2	10.5	3.9
Somewhat Likely	44	3	7	6	9	8	10	20	17	6	1	31	13	3	1	30	12	8	1
	5.4	5.7	6.2	5.5	8.1	8.7	3.1	3.9	6.8	19.2	8.5	4.6	3.8	5.4	5.4	4.5	3.5	8.1	2.8
Unlikely	24	1	2	5	2	1	13	14	7		2	18	7	4	2	16	7	6	4
	3.0	2.1	1.9	4.3	1.6	0.6	4.2	2.8	2.9		26.6	2.7	1.9	6.4	11.9	2.3	2.1	6.1	10.2

Table 2

T2. How likely are you to vote in a local ballot measure election this November regarding an extension of Louisville's sales tax for parks and open space? Are you:

	Opinion 0.375% Sales Tax Extension					Informed Opinion 0.375% Sales Tax Extension					City Spends Money Wisely				Opinion of Amount of Open Space			
	TOTAL	Tot Yes	Def Yes	Tot No	Def No	Und	Tot Yes	Def Yes	Tot No	Def No	Und	Tot Agr	Strg Agr	Tot Dis	Strg Dis	Too Much	Right Amt	Not Engh
TOTAL	802	655	471	115	56	31	669	509	99	53	34	535	210	156	69	36	485	247
	100.0	100.0	100.0	100.0	100.0	100.0	100.0	100.0	100.0	100.0	100.0	100.0	100.0	100.0	100.0	100.0	100.0	100.0
Extremely Likely	626	513	406	88	41	25	527	430	76	40	23	429	182	119	54	27	365	211
	78.0	78.3	86.2	76.1	72.2	78.0	78.8	84.4	76.5	75.4	67.7	80.3	86.8	75.8	78.4	74.5	75.3	85.5
Very Likely	109	103	57	3	2	3	104	64	2		3	73	15	16	4	2	72	30
	13.6	15.7	12.1	2.7	2.7	9.8	15.6	12.5	1.7		8.3	13.6	7.3	10.0	5.9	6.1	14.8	12.0
Somewhat Likely	44	34	6	6	1	4	33	11	5	2	5	22	7	10	4	2	32	4
	5.4	5.2	1.4	5.2	2.0	12.2	5.0	2.2	5.1	4.3	16.0	4.1	3.2	6.1	5.3	4.2	6.6	1.4
Unlikely	24	5	2	18	13		5	5	16	11	3	11	6	13	7	5	16	3
	3.0	0.8	0.3	16.0	23.1		0.7	0.9	16.7	20.3	8.0	2.1	2.7	8.1	10.4	15.1	3.3	1.0

Table 2

T2. How likely are you to vote in a local ballot measure election this November regarding an extension of Louisville's sales tax for parks and open space? Are you:

	Opinion of 15-Year Extension					Opinion of 20-Year Extension					Opinion of Continuing Tax					Opinion 0.5% Sales Tax					
	TOTAL	Tot Sup	Def Sup	Tot Opp	Def Opp	Und	Tot Sup	Def Sup	Tot Opp	Def Opp	Und	Tot Sup	Def Sup	Tot Opp	Def Opp	Und	Tot Yes	Def Yes	Tot No	Def No	Und
TOTAL	802	599	417	151	106	52	521	340	203	137	78	492	323	222	162	88	513	318	203	113	85
	100.0	100.0	100.0	100.0	100.0	100.0	100.0	100.0	100.0	100.0	100.0	100.0	100.0	100.0	100.0	100.0	100.0	100.0	100.0	100.0	100.0
Extremely Likely	626	477	355	111	79	37	424	292	146	99	55	401	282	158	116	67	416	275	148	84	62
	78.0	79.7	85.0	73.8	74.4	70.9	81.4	85.9	72.0	71.9	70.8	81.5	87.2	70.8	71.5	76.7	81.1	86.4	72.7	74.3	72.1
Very Likely	109	92	53	12	6	5	77	39	23	9	9	73	37	28	16	8	73	39	23	6	12
	13.6	15.4	12.7	7.7	5.2	9.6	14.8	11.4	11.2	6.9	11.4	14.8	11.5	12.6	10.0	9.3	14.3	12.3	11.4	5.1	14.3
Somewhat Likely	44	25	6	10	6	8	15	6	15	11	13	15	2	20	13	10	19	2	16	8	9
	5.4	4.2	1.5	6.9	5.5	15.7	2.9	1.9	7.6	8.3	16.7	3.0	0.8	8.8	8.2	11.0	3.7	0.7	7.9	6.9	10.4
Unlikely	24	4	3	17	16	2	4	3	18	18	1	4	2	17	17	3	5	2	16	15	3
	3.0	0.7	0.8	11.5	14.8	3.8	0.9	0.8	9.1	12.9	1.1	0.8	0.6	7.8	10.3	3.1	0.9	0.6	8.1	13.6	3.1

Table 3

T3. How familiar are you with the parks, playgrounds, trails, and open spaces managed by Louisville's Parks and Open Space Divisions? Are you:

	Gender~Marital Status							Age~Gender												
	TOTAL	Men	Men Marr	Men Sing	Wom	Wom Marr	Wom Sing	18-34	35-44	18-44	18-44 Men	18-44 Wom	45-54	55-64	45-64	45-64 Men	45-64 Wom	65+	65+ Men	65+ Wom
TOTAL	802	379	289	80	419	269	132	104	120	225	117	106	152	176	329	154	174	249	108	139
	100.0	100.0	100.0	100.0	100.0	100.0	100.0	100.0	100.0	100.0	100.0	100.0	100.0	100.0	100.0	100.0	100.0	100.0	100.0	100.0
Very Familiar	506	256	203	47	247	183	55	49	83	132	74	57	111	120	231	114	116	143	68	74
	63.1	67.6	70.0	58.7	59.0	68.0	41.4	47.3	68.8	58.8	63.5	54.0	72.7	68.1	70.2	74.2	66.7	57.4	62.7	53.3
Somewhat Familiar	257	111	80	29	144	76	61	44	36	79	38	40	36	50	86	37	49	91	36	55
	32.0	29.3	27.8	35.7	34.4	28.2	46.3	41.7	29.6	35.2	32.7	37.9	24.0	28.3	26.3	24.0	28.2	36.7	33.1	39.4
Not Too Familiar	30	9	4	4	21	9	11	8	1	9	4	4	4	5	9	1	8	12	3	9
	3.8	2.3	1.5	5.6	5.1	3.5	8.1	7.8	0.9	4.1	3.8	4.2	2.3	2.9	2.6	0.7	4.4	5.0	3.0	6.6
Not Familiar at All	9	3	2		6	1	5	3	1	4		4	2	1	3	2	1	2	1	1
	1.1	0.8	0.7		1.5	0.3	4.1	3.2	0.7	1.8		3.9	1.0	0.7	0.8	1.0	0.7	0.9	1.2	0.7



Table 3

T3. How familiar are you with the parks, playgrounds, trails, and open spaces managed by Louisville's Parks and Open Space Divisions? Are you:

	Democrat Voters						Unaffiliated Voters						Republican Voters					Other Voters		
	TOTAL	Dems	Dem Men	Dem WOM	Dem 18-44	Dem 45-64	Dem 65+	Unaf	Unaf Men	Unaf WOM	Unaf 18-44	Unaf 45-64	Unaf 65+	Reps	Rep Men	Rep WOM	Rep 18-44	Rep 45-64	Rep 65+	Oth Prty
TOTAL	802	417	173	242	126	170	121	297	161	134	80	130	87	80	42	38	17	24	39	8
	100.0	100.0	100.0	100.0	100.0	100.0	100.0	100.0	100.0	100.0	100.0	100.0	100.0	100.0	100.0	100.0	100.0	100.0	100.0	100.0
Very Familiar	506	269	123	145	82	116	71	184	105	78	43	93	48	48	26	22	7	18	22	5
	63.1	64.4	71.4	59.7	64.6	68.3	58.7	62.1	65.3	58.3	54.1	71.6	55.4	59.4	61.6	56.9	42.3	74.7	57.2	64.8
Somewhat Familiar	257	135	47	87	41	49	45	93	48	44	31	31	31	26	14	12	6	5	15	3
	32.0	32.4	27.3	35.7	32.7	28.8	37.0	31.3	30.1	32.9	38.3	24.2	35.6	32.5	33.5	31.4	35.2	21.2	38.4	35.2
Not Too Familiar	30	12	2	9	3	5	4	12	4	7	3	3	7	7	2	4	4	1	2	
	3.8	2.8	1.3	3.9	2.1	2.9	3.5	4.1	2.8	5.4	3.5	2.1	7.5	8.1	4.9	11.8	22.5	4.1	4.4	
Not Familiar at All	9	2		2	1		1	7	3	4	3	3	1							
	1.1	0.4		0.7	0.7		0.8	2.5	1.8	3.3	4.1	2.1	1.5							

Table 3

T3. How familiar are you with the parks, playgrounds, trails, and open spaces managed by Louisville's Parks and Open Space Divisions? Are you:

	Tenure in Louisville						Familiarity With Parks and Open Space				Parks Division Job Approval				Open Space Division Job Approval				
	TOTAL	Less 2yrs	2 5y	5 10y	10 15y	15 20y	More 20y	Very Fam	Smwt Fam	Not Too	Not All	Tot Apr	Strg Apr	Tot Dis	Strg Dis	Tot Apr	Strg Apr	Tot Dis	Strg Dis
TOTAL	802	53	108	110	106	97	321	506	257	30	9	682	351	62	20	661	348	98	39
	100.0	100.0	100.0	100.0	100.0	100.0	100.0	100.0	100.0	100.0	100.0	100.0	100.0	100.0	100.0	100.0	100.0	100.0	100.0
Very Familiar	506	20	55	67	67	74	219	506				436	255	49	16	419	249	76	31
	63.1	37.6	50.7	61.1	63.5	76.4	68.4	100.0				63.9	72.4	78.7	77.1	63.4	71.5	77.5	80.8
Somewhat Familiar	257	25	47	38	34	22	87		257			223	90	10	4	218	93	20	6
	32.0	47.4	43.8	34.4	32.0	22.8	27.2		100.0			32.6	25.7	16.0	17.5	33.0	26.8	20.2	16.4
Not Too Familiar	30	5	4	2	5		13			30		22	7	3	1	21	5	2	1
	3.8	9.4	4.1	2.2	4.5		4.0			100.0		3.2	1.9	5.3	5.4	3.2	1.4	2.3	2.8
Not Familiar at All	9	3	2	3		1	1				9	2				3	1		
	1.1	5.5	1.5	2.3		0.8	0.4				100.0	0.2				0.4	0.2		

Table 3

T3. How familiar are you with the parks, playgrounds, trails, and open spaces managed by Louisville's Parks and Open Space Divisions? Are you:

	Opinion 0.375% Sales Tax Extension					Informed Opinion 0.375% Sales Tax Extension					City Spends Money Wisely				Opinion of Amount of Open Space			
	TOTAL	Tot Yes	Def Yes	Tot No	Def No	Und	Tot Yes	Def Yes	Tot No	Def No	Und	Tot Agr	Strg Agr	Tot Dis	Strg Dis	Too Much	Right Amt	Not Engh
TOTAL	802	655	471	115	56	31	669	509	99	53	34	535	210	156	69	36	485	247
	100.0	100.0	100.0	100.0	100.0	100.0	100.0	100.0	100.0	100.0	100.0	100.0	100.0	100.0	100.0	100.0	100.0	100.0
Very Familiar	506	410	311	80	40	16	415	337	71	40	19	341	148	113	55	22	298	175
	63.1	62.6	66.1	69.4	71.8	49.7	62.1	66.2	72.3	75.1	55.5	63.8	70.5	72.2	79.6	62.6	61.5	71.1
Somewhat Familiar	257	214	139	29	13	14	222	149	23	11	11	174	54	39	13	11	166	60
	32.0	32.6	29.6	25.5	23.3	43.8	33.2	29.3	23.6	19.8	33.4	32.5	25.7	24.8	18.0	30.6	34.2	24.5
Not Too Familiar	30	24	16	4	1	2	25	18	2	1	3	16	6	3		2	16	8
	3.8	3.7	3.5	3.7	2.0	6.5	3.7	3.5	2.4	2.1	8.8	3.0	3.0	2.0		6.7	3.4	3.4
Not Familiar at All	9	7	4	2	2		7	5	2	2	1	4	2	2	2		4	3
	1.1	1.1	0.9	1.4	2.9		1.0	1.0	1.7	3.1	2.3	0.8	0.8	1.0	2.4		0.8	1.0

Table 3

T3. How familiar are you with the parks, playgrounds, trails, and open spaces managed by Louisville's Parks and Open Space Divisions? Are you:

	Opinion of 15-Year Extension					Opinion of 20-Year Extension					Opinion of Continuing Tax					Opinion 0.5% Sales Tax					
	TOTAL	Tot Sup	Def Sup	Tot Opp	Def Opp	Und	Tot Sup	Def Sup	Tot Opp	Def Opp	Und	Tot Sup	Def Sup	Tot Opp	Def Opp	Und	Tot Yes	Def Yes	Tot No	Def No	Und
TOTAL	802	599	417	151	106	52	521	340	203	137	78	492	323	222	162	88	513	318	203	113	85
	100.0	100.0	100.0	100.0	100.0	100.0	100.0	100.0	100.0	100.0	100.0	100.0	100.0	100.0	100.0	100.0	100.0	100.0	100.0	100.0	100.0
Very Familiar	506	370	281	108	82	28	336	239	133	97	37	313	227	148	111	45	325	215	135	80	46
	63.1	61.7	67.4	71.5	77.2	54.0	64.5	70.2	65.7	70.9	46.7	63.6	70.3	66.7	68.3	51.1	63.3	67.5	66.2	70.9	54.1
Somewhat Familiar	257	199	114	37	20	21	162	89	60	32	36	155	84	66	44	36	162	89	59	29	36
	32.0	33.3	27.2	24.4	19.3	39.7	31.0	26.1	29.5	23.4	45.4	31.5	25.9	29.6	27.3	40.9	31.6	28.0	29.0	25.8	41.6
Not Too Familiar	30	24	18	3	2	3	18	10	6	5	6	18	10	7	5	5	20	11	8	2	2
	3.8	4.0	4.4	1.9	2.0	6.3	3.4	3.0	3.2	3.3	7.9	3.7	3.1	3.0	3.4	6.1	3.9	3.3	4.0	1.9	2.4
Not Familiar at All	9	6	4	3	2		6	2	3	3		6	2	2	2	2	6	3	2	2	2
	1.1	1.0	1.0	2.2	1.5		1.1	0.7	1.6	2.4		1.2	0.7	0.7	1.0	1.9	1.1	1.1	0.8	1.5	1.9

Table 4

T4. Do you approve or disapprove of the job the Louisville Parks Division is doing managing the City's parks and playgrounds?

	Gender~Marital Status							Age~Gender												
	TOTAL	Men	Men Marr	Men Sing	Wom	Wom Marr	Wom Sing	18-34	35-44	18-44	18-44 Men	18-44 Wom	45-54	55-64	45-64	45-64 Men	45-64 Wom	65+	65+ Men	65+ Wom
TOTAL	802	379	289	80	419	269	132	104	120	225	117	106	152	176	329	154	174	249	108	139
	100.0	100.0	100.0	100.0	100.0	100.0	100.0	100.0	100.0	100.0	100.0	100.0	100.0	100.0	100.0	100.0	100.0	100.0	100.0	100.0
Total Approve	682	325	252	69	355	236	104	83	109	192	100	92	135	150	286	137	148	204	88	115
	85.0	85.7	86.9	86.4	84.7	87.7	78.9	79.2	91.0	85.5	85.3	86.4	88.7	85.3	86.9	89.3	85.1	82.0	81.1	82.8
Total Disapprove	62	32	26	2	29	17	10	5	6	11	8	3	11	14	25	12	13	25	12	12
	7.7	8.4	9.0	2.4	6.9	6.4	7.3	5.0	5.1	5.1	6.6	3.1	7.2	8.2	7.7	7.6	7.6	10.0	11.3	8.9
Unsure	59	23	12	9	35	16	18	16	5	21	10	11	6	11	18	5	13	20	8	12
No Opinion	7.3	5.9	4.1	11.3	8.4	6.0	13.9	15.7	3.9	9.4	8.1	10.4	4.1	6.5	5.4	3.1	7.3	8.0	7.6	8.3
Strongly Approve	351	167	133	35	183	119	58	39	65	104	60	44	65	75	140	63	76	108	44	63
	43.8	44.2	45.9	43.0	43.7	44.4	43.9	37.0	54.2	46.2	51.2	41.2	42.3	42.6	42.5	41.1	43.9	43.4	40.9	45.4
Somewhat Approve	330	157	119	35	172	117	46	44	44	88	40	48	71	75	146	74	72	96	44	52
	41.2	41.5	41.1	43.3	40.9	43.3	34.9	42.2	36.7	39.3	34.0	45.2	46.4	42.7	44.4	48.1	41.2	38.6	40.2	37.4
Strongly Disapprove	20	12	12		8	3	3	3	4	8	4	3	2	3	5	3	1	8	5	3
	2.5	3.2	4.1		1.8	1.2	2.5	3.2	3.5	3.4	3.5	3.1	1.5	1.5	1.5	2.1	0.7	3.2	4.3	2.3
Somewhat Disapprove	41	20	14	2	21	14	6	2	2	4	4		9	12	21	8	12	17	8	9
	5.2	5.2	4.8	2.4	5.1	5.2	4.7	1.8	1.6	1.7	3.1		5.7	6.7	6.2	5.5	6.9	6.8	7.0	6.6

Table 4

T4. Do you approve or disapprove of the job the Louisville Parks Division is doing managing the City's parks and playgrounds?

	Democrat Voters						Unaffiliated Voters						Republican Voters					Other Voters		
	TOTAL	Dems	Dem Men	Dem WOM	Dem 18-44	Dem 45-64	Dem 65+	Unaf	Unaf Men	Unaf WOM	Unaf 18-44	Unaf 45-64	Unaf 65+	Reps	Rep Men	Rep WOM	Rep 18-44	Rep 45-64	Rep 65+	Oth Prty
TOTAL	802	417	173	242	126	170	121	297	161	134	80	130	87	80	42	38	17	24	39	8
	100.0	100.0	100.0	100.0	100.0	100.0	100.0	100.0	100.0	100.0	100.0	100.0	100.0	100.0	100.0	100.0	100.0	100.0	100.0	100.0
Total Approve	682	379	162	216	115	155	109	235	132	102	64	107	65	61	28	32	11	21	28	7
	85.0	90.8	93.7	88.9	91.2	90.9	90.2	79.3	82.1	76.4	80.3	82.0	74.2	75.5	66.8	85.0	66.3	85.5	73.2	91.9
Total Disapprove	62	12	4	8	2	5	5	35	17	17	5	17	13	14	10	3	4	3	7	1
	7.7	3.0	2.2	3.5	1.9	3.0	4.1	11.8	10.6	12.9	6.6	13.2	14.5	17.0	24.7	8.5	21.7	10.4	19.1	8.1
Unsure	59	26	7	19	9	10	7	27	12	14	10	6	10	6	4	2	2	1	3	
No Opinion	7.3	6.2	4.2	7.6	6.9	6.1	5.8	8.9	7.3	10.8	13.0	4.8	11.3	7.5	8.5	6.4	12.0	4.1	7.7	
Strongly Approve	351	218	95	122	68	86	64	106	61	45	32	43	31	23	10	13	4	9	11	4
	43.8	52.3	55.0	50.4	53.9	50.5	53.0	35.6	37.7	33.4	40.0	33.0	35.4	29.1	24.2	34.5	22.5	35.4	28.1	55.6
Somewhat Approve	330	161	67	93	47	69	45	130	71	58	32	64	34	37	18	19	7	12	17	3
	41.2	38.5	38.7	38.4	37.3	40.4	37.2	43.6	44.4	43.0	40.3	48.9	38.8	46.4	42.6	50.6	43.8	50.1	45.1	36.3
Strongly Disapprove	20	4	1	3	2	0.1	2	12	8	3	4	3	4	5	3	2	2	1	2	1.3
	2.5	0.9	0.6	1.0	1.2		1.6	4.0	5.0	2.6	5.3	2.4	5.1	6.0	7.2	4.7	10.6	6.1	4.0	
Somewhat Disapprove	41	9	3	6	1	5	3	23	9	14	1	14	8	9	7	1	2	1	6	1
	5.2	2.1	1.6	2.4	0.7	2.9	2.4	7.8	5.6	10.3	1.3	10.8	9.4	11.0	17.5	3.8	11.2	4.3	15.1	6.8

Table 4

T4. Do you approve or disapprove of the job the Louisville Parks Division is doing managing the City's parks and playgrounds?

	Tenure in Louisville						Familiarity With Parks and Open Space				Parks Division Job Approval				Open Space Division Job Approval				
	TOTAL	Less 2yrs	2 5y	5 10y	10 15y	15 20y	More 20y	Very Fam	Smwt Fam	Not Too	Not All	Tot Apr	Strg Apr	Tot Dis	Strg Dis	Tot Apr	Strg Apr	Tot Dis	Strg Dis
TOTAL	802	53	108	110	106	97	321	506	257	30	9	682	351	62	20	661	348	98	39
	100.0	100.0	100.0	100.0	100.0	100.0	100.0	100.0	100.0	100.0	100.0	100.0	100.0	100.0	100.0	100.0	100.0	100.0	100.0
Total Approve	682	45	91	100	91	88	262	436	223	22	2	682	351			620	335	49	18
	85.0	84.4	84.0	91.4	85.8	90.8	81.6	86.2	86.6	71.5	17.6	100.0	100.0			93.8	96.4	49.6	45.5
Total Disapprove	62		6	3	8	6	36	49	10	3				62	20	18	2	44	18
	7.7		5.9	2.3	7.6	6.5	11.3	9.6	3.8	10.9				100.0	100.0	2.7	0.5	44.9	47.0
Unsure	59	8	11	7	7	3	23	21	24	5	7					23	11	5	3
No Opinion	7.3	15.6	10.2	6.3	6.6	2.7	7.1	4.2	9.5	17.7	82.4					3.5	3.2	5.5	7.6
Strongly Approve	351	29	56	45	49	44	127	255	90	7		351	351			333	283	16	3
	43.8	54.8	51.5	40.8	46.4	45.6	39.7	50.3	35.1	22.1		51.5	100.0			50.4	81.4	15.9	8.2
Somewhat Approve	330	16	35	56	42	44	134	181	132	15	2	330				287	52	33	14
	41.2	29.7	32.5	50.6	39.4	45.3	41.9	35.9	51.5	49.4	17.6	48.5				43.4	14.9	33.7	37.3
Strongly Disapprove	20		3	1	1	3	13	16	4	1				20	20	5		15	13
	2.5		2.9	0.8	1.1	2.7	3.9	3.1	1.4	3.6				33.0	100.0	0.8		15.4	33.0
Somewhat Disapprove	41		3	2	7	4	24	33	6	2				41		12	2	29	5
	5.2		3.0	1.5	6.5	3.8	7.4	6.5	2.5	7.2				67.0		1.9	0.5	29.5	14.0



Table 4

T4. Do you approve or disapprove of the job the Louisville Parks Division is doing managing the City's parks and playgrounds?

	Opinion 0.375% Sales Tax Extension						Informed Opinion 0.375% Sales Tax Extension					City Spends Money Wisely				Opinion of Amount of Open Space		
	TOTAL	Tot Yes	Def Yes	Tot No	Def No	Und	Tot Yes	Def Yes	Tot No	Def No	Und	Tot Agr	Strg Agr	Tot Dis	Strg Dis	Too Much	Right Amt	Not Engh
TOTAL	802	655	471	115	56	31	669	509	99	53	34	535	210	156	69	36	485	247
	100.0	100.0	100.0	100.0	100.0	100.0	100.0	100.0	100.0	100.0	100.0	100.0	100.0	100.0	100.0	100.0	100.0	100.0
Total Approve	682	581	429	79	33	21	592	465	67	32	23	493	198	106	41	26	424	209
	85.0	88.7	91.1	68.8	59.4	67.7	88.5	91.3	67.8	59.8	66.5	92.2	94.2	67.5	58.5	73.7	87.5	84.8
Total Disapprove	62	29	15	30	20	4	30	16	28	20	4	17	5	43	26	8	36	16
	7.7	4.4	3.2	25.7	35.7	11.4	4.5	3.2	28.6	37.2	10.5	3.2	2.2	27.3	36.9	23.1	7.4	6.5
Unsure	59	46	27	6	3	7	47	28	4	2	8	25	8	8	3	1	25	21
No Opinion	7.3	7.0	5.7	5.5	4.9	20.8	7.0	5.5	3.7	3.1	23.0	4.6	3.6	5.2	4.6	3.2	5.1	8.7
Strongly Approve	351	331	268	13	4	7	336	289	9	3	7	288	154	25	11	8	217	113
	43.8	50.5	56.9	11.5	6.7	22.3	50.2	56.7	8.9	5.5	20.4	53.9	73.3	15.8	15.2	21.2	44.8	45.9
Somewhat Approve	330	250	161	66	30	14	256	176	58	29	16	205	44	81	30	19	207	96
	41.2	38.1	34.3	57.3	52.7	45.4	38.3	34.6	58.9	54.2	46.1	38.3	20.9	51.7	43.3	52.5	42.7	39.0
Strongly Disapprove	20	6	2	14	11		8	2	13	10		4	4	17	13	3	15	3
	2.5	1.0	0.4	12.2	20.2		1.2	0.4	12.8	19.1		0.7	1.7	10.8	19.2	7.3	3.0	1.3
Somewhat Disapprove	41	22	13	15	9	4	22	14	16	10	4	14	1	26	12	6	21	13
	5.2	3.4	2.8	13.4	15.4	11.4	3.3	2.8	15.8	18.1	10.5	2.5	0.5	16.5	17.7	15.8	4.4	5.2

Table 4

T4. Do you approve or disapprove of the job the Louisville Parks Division is doing managing the City's parks and playgrounds?

	Opinion of 15-Year Extension						Opinion of 20-Year Extension					Opinion of Continuing Tax					Opinion 0.5% Sales Tax				
	TOTAL	Tot Sup	Def Sup	Tot Opp	Def Opp	Und	Tot Sup	Def Sup	Tot Opp	Def Opp	Und	Tot Sup	Def Sup	Tot Opp	Def Opp	Und	Tot Yes	Def Yes	Tot No	Def No	Und
TOTAL	802	599	417	151	106	52	521	340	203	137	78	492	323	222	162	88	513	318	203	113	85
	100.0	100.0	100.0	100.0	100.0	100.0	100.0	100.0	100.0	100.0	100.0	100.0	100.0	100.0	100.0	100.0	100.0	100.0	100.0	100.0	100.0
Total Approve	682	542	379	104	71	36	475	311	147	95	59	447	292	169	117	66	466	289	147	74	69
	85.0	90.5	90.7	68.8	67.3	68.9	91.2	91.3	72.6	69.4	75.7	90.8	90.4	75.9	71.9	75.5	90.8	90.9	72.1	65.6	81.0
Total Disapprove	62	20	16	38	31	4	17	13	40	33	4	15	13	40	35	6	18	11	41	31	3
	7.7	3.4	3.8	24.9	29.2	7.7	3.3	3.9	19.9	23.9	5.1	3.1	4.0	18.2	21.7	6.7	3.5	3.5	20.3	27.1	3.1
Unsure	59	37	23	9	4	12	28	16	15	9	15	30	18	13	10	16	30	18	15	8	14
No Opinion	7.3	6.2	5.5	6.3	3.5	23.5	5.5	4.8	7.5	6.7	19.2	6.1	5.7	5.9	6.3	17.8	5.8	5.6	7.6	7.3	16.0
Strongly Approve	351	310	236	29	14	12	284	199	50	24	17	263	182	60	36	28	277	188	42	13	33
	43.8	51.8	56.4	19.3	13.6	23.1	54.5	58.5	24.9	17.6	21.7	53.5	56.4	27.1	22.3	31.8	54.0	59.1	20.5	11.1	38.0
Somewhat Approve	330	232	143	75	57	24	191	112	97	71	42	184	110	109	80	38	189	101	105	62	37
	41.2	38.7	34.3	49.5	53.7	45.8	36.7	32.8	47.7	51.8	53.9	37.3	33.9	48.8	49.6	43.6	36.8	31.8	51.6	54.6	42.9
Strongly Disapprove	20	3	1	15	15	2	2	1	17	15	2	2	1	17	17	2	3	2	17	14	
	2.5	0.6	0.2	10.1	14.3	3.5	0.4	0.3	8.3	11.1	2.3	0.4	0.3	7.5	10.3	2.1	0.6	0.6	8.6	12.7	
Somewhat Disapprove	41	17	15	22	16	2	16	12	24	18	2	14	12	24	18	4	15	9	24	16	3
	5.2	2.8	3.5	14.8	14.8	4.2	3.0	3.6	11.7	12.8	2.8	2.8	3.7	10.6	11.4	4.7	2.9	2.9	11.7	14.4	3.1

Table 5

T5. Do you approve or disapprove of the job the Louisville Open Space Division is doing managing the City's open spaces and trails?

	Gender~Marital Status							Age~Gender												
	TOTAL	Men	Men Marr	Men Sing	Wom	Wom Marr	Wom Sing	18-34	35-44	18-44	18-44 Men	18-44 Wom	45-54	55-64	45-64	45-64 Men	45-64 Wom	65+	65+ Men	65+ Wom
TOTAL	802	379	289	80	419	269	132	104	120	225	117	106	152	176	329	154	174	249	108	139
	100.0	100.0	100.0	100.0	100.0	100.0	100.0	100.0	100.0	100.0	100.0	100.0	100.0	100.0	100.0	100.0	100.0	100.0	100.0	100.0
Total Approve	661	313	235	74	346	224	108	92	104	196	105	90	126	143	269	127	141	196	81	115
	82.4	82.6	81.2	91.7	82.5	83.2	82.1	88.6	86.1	87.2	89.9	84.8	82.7	81.0	81.8	82.8	81.1	78.9	74.4	82.4
Total Disapprove	98	54	44	5	42	30	9	3	12	15	9	6	20	30	50	24	25	33	21	12
	12.2	14.2	15.3	5.8	10.1	11.1	7.1	3.3	9.9	6.8	7.4	5.6	13.1	16.8	15.1	15.6	14.4	13.3	19.7	8.3
Unsure	43	12	10	2	31	15	14	8	5	13	3	10	6	4	10	3	8	19	6	13
No Opinion	5.4	3.2	3.5	2.5	7.4	5.6	10.8	8.1	4.0	5.9	2.7	9.6	4.2	2.2	3.1	1.6	4.5	7.8	6.0	9.3
Strongly Approve	348	171	132	37	176	118	55	51	63	114	68	45	66	67	134	60	73	100	43	58
	43.4	45.1	45.6	46.4	42.1	43.7	42.1	49.2	52.0	50.7	58.4	42.8	43.5	38.1	40.6	39.1	42.2	40.4	39.4	41.3
Somewhat Approve	313	142	103	36	169	106	53	41	41	82	37	45	60	76	135	67	68	96	38	57
	39.0	37.5	35.6	45.3	40.4	39.6	39.9	39.3	34.1	36.5	31.5	42.0	39.1	42.9	41.2	43.7	38.9	38.5	35.0	41.1
Strongly Disapprove	39	25	22	1	13	10	2	2	4	6	3	2	7	12	19	12	7	14	10	3
	4.9	6.7	7.5	1.4	3.0	3.8	1.9	1.5	3.6	2.6	2.6	2.3	4.6	7.0	5.9	7.8	4.1	5.5	9.6	2.3
Somewhat Disapprove	59	28	23	4	30	20	7	2	8	9	6	3	13	17	30	12	18	19	11	8
	7.4	7.5	7.8	4.4	7.1	7.3	5.2	1.8	6.3	4.2	4.8	3.3	8.5	9.8	9.2	7.8	10.3	7.8	10.1	6.0

Table 5

T5. Do you approve or disapprove of the job the Louisville Open Space Division is doing managing the City's open spaces and trails?

	Democrat Voters						Unaffiliated Voters						Republican Voters					Other Voters		
	TOTAL	Dems	Dem Men	Dem WOM	Dem 18-44	Dem 45-64	Dem 65+	Unaf	Unaf Men	Unaf WOM	Unaf 18-44	Unaf 45-64	Unaf 65+	Reps	Rep Men	Rep WOM	Rep 18-44	Rep 45-64	Rep 65+	Oth Prty
TOTAL	802	417	173	242	126	170	121	297	161	134	80	130	87	80	42	38	17	24	39	8
	100.0	100.0	100.0	100.0	100.0	100.0	100.0	100.0	100.0	100.0	100.0	100.0	100.0	100.0	100.0	100.0	100.0	100.0	100.0	100.0
Total Approve	661	377	159	217	117	152	108	225	127	97	65	99	61	53	24	28	12	15	25	6
	82.4	90.4	91.8	89.6	92.8	89.5	89.2	76.0	79.3	72.4	81.9	76.1	70.3	65.5	57.1	74.8	69.7	63.4	64.9	74.6
Total Disapprove	98	26	12	13	6	13	7	52	28	23	7	28	17	19	13	6	2	8	9	1
	12.2	6.3	7.2	5.5	4.7	7.8	5.9	17.6	17.4	17.3	9.4	21.4	19.4	23.6	30.8	15.6	11.2	32.5	23.4	6.8
Unsure	43	14	2	12	3	5	6	19	5	14	7	3	9	9	5	4	3	1	5	1
No Opinion	5.4	3.3	1.0	4.9	2.5	2.7	4.9	6.4	3.3	10.3	8.7	2.5	10.3	11.0	12.2	9.6	19.1	4.1	11.7	18.6
Strongly Approve	348	226	99	126	75	87	64	102	63	38	34	41	28	17	7	10	5	4	8	4
	43.4	54.2	57.4	52.1	59.7	51.0	52.8	34.3	39.4	28.5	42.0	31.4	31.6	20.7	16.6	25.2	29.2	15.5	20.2	46.3
Somewhat Approve	313	151	60	91	42	65	44	124	64	59	32	58	34	36	17	19	7	12	17	2
	39.0	36.3	34.4	37.5	33.1	38.4	36.4	41.7	39.9	43.9	39.9	44.7	38.7	44.8	40.4	49.6	40.5	47.9	44.7	28.4
Strongly Disapprove	39	14	8	5	3	5	5	17	11	5	3	9	5	8	6	3		5	3	1
	4.9	3.3	4.7	2.2	2.6	3.0	4.3	5.6	6.9	3.6	3.2	6.6	6.3	10.2	13.3	6.9		21.5	7.7	6.8
Somewhat Disapprove	59	13	4	8	3	8	2	36	17	18	5	19	11	11	7	3	2	3	6	
	7.4	3.1	2.5	3.4	2.1	4.8	1.6	12.0	10.5	13.6	6.2	14.9	13.1	13.3	17.5	8.7	11.2	11.0	15.7	

Table 5

T5. Do you approve or disapprove of the job the Louisville Open Space Division is doing managing the City's open spaces and trails?

	Tenure in Louisville						Familiarity With Parks and Open Space				Parks Division Job Approval				Open Space Division Job Approval				
	TOTAL	Less 2yrs	2 5y	5 10y	10 15y	15 20y	More 20y	Very Fam	Smwt Fam	Not Too	Not All	Tot Apr	Strg Apr	Tot Dis	Strg Dis	Tot Apr	Strg Apr	Tot Dis	Strg Dis
TOTAL	802	53	108	110	106	97	321	506	257	30	9	682	351	62	20	661	348	98	39
	100.0	100.0	100.0	100.0	100.0	100.0	100.0	100.0	100.0	100.0	100.0	100.0	100.0	100.0	100.0	100.0	100.0	100.0	100.0
Total Approve	661	47	92	92	87	88	250	419	218	21	3	620	333	18	5	661	348		
	82.4	88.7	84.9	84.1	82.3	90.6	78.1	82.8	85.0	68.9	30.8	90.9	94.8	28.7	25.8	100.0	100.0		
Total Disapprove	98	1	8	11	13	7	56	76	20	2		49	16	44	15			98	39
	12.2	1.7	7.5	9.6	12.6	7.6	17.3	15.0	7.7	7.4		7.1	4.4	71.3	74.2			100.0	100.0
Unsure	43	5	8	7	5	2	15	11	19	7	6	13	3						
No Opinion	5.4	9.6	7.6	6.3	5.0	1.8	4.6	2.1	7.3	23.8	69.2	1.9	0.8						
Strongly Approve	348	32	52	49	50	47	115	249	93	5	1	335	283	2		348	348		
	43.4	60.7	48.3	44.9	47.4	48.8	36.0	49.2	36.3	16.2	9.1	49.2	80.6	2.6		52.6	100.0		
Somewhat Approve	313	15	40	43	37	41	135	170	125	16	2	285	50	16	5	313			
	39.0	28.1	36.6	39.2	35.0	41.9	42.0	33.6	48.7	52.7	21.7	41.8	14.1	26.1	25.8	47.4			
Strongly Disapprove	39		4	3	2	2	26	31	6	1		18	3	18	13			39	39
	4.9		3.7	3.2	2.1	1.8	8.2	6.2	2.5	3.6		2.6	0.9	29.6	63.0			39.7	100.0
Somewhat Disapprove	59	1	4	7	11	6	29	45	13	1		31	12	26	2			59	
	7.4	1.7	3.9	6.4	10.6	5.8	9.1	8.8	5.2	3.7		4.5	3.5	41.8	11.2			60.3	

Table 5

T5. Do you approve or disapprove of the job the Louisville Open Space Division is doing managing the City's open spaces and trails?

	Opinion 0.375% Sales Tax Extension						Informed Opinion 0.375% Sales Tax Extension					City Spends Money Wisely				Opinion of Amount of Open Space		
	TOTAL	Tot Yes	Def Yes	Tot No	Def No	Und	Tot Yes	Def Yes	Tot No	Def No	Und	Tot Agr	Strg Agr	Tot Dis	Strg Dis	Too Much	Right Amt	Not Engh
TOTAL	802	655	471	115	56	31	669	509	99	53	34	535	210	156	69	36	485	247
	100.0	100.0	100.0	100.0	100.0	100.0	100.0	100.0	100.0	100.0	100.0	100.0	100.0	100.0	100.0	100.0	100.0	100.0
Total Approve	661	572	426	69	28	20	585	458	53	26	23	482	192	93	36	21	415	204
	82.4	87.3	90.4	59.9	49.3	63.3	87.5	90.0	53.2	49.4	66.8	90.0	91.4	59.2	51.8	59.5	85.6	82.9
Total Disapprove	98	50	23	40	26	8	53	27	40	25	5	35	10	58	29	13	52	29
	12.2	7.6	4.9	35.1	45.8	24.4	7.9	5.2	40.9	47.5	14.7	6.6	4.6	37.0	42.4	37.4	10.8	11.6
Unsure	43	33	22	6	3	4	31	25	6	2	6	18	8	6	4	1	18	14
No Opinion	5.4	5.1	4.6	5.0	4.9	12.4	4.6	4.8	5.9	3.1	18.5	3.4	4.0	3.8	5.8	3.2	3.6	5.5
Strongly Approve	348	323	264	16	5	9	327	278	12	6	8	280	142	22	6	4	217	117
	43.4	49.3	55.9	13.9	9.0	28.0	48.9	54.7	12.5	11.5	24.6	52.4	67.8	14.4	8.8	11.8	44.7	47.3
Somewhat Approve	313	249	162	53	23	11	258	180	40	20	14	202	49	70	30	17	198	88
	39.0	38.0	34.5	46.0	40.3	35.3	38.6	35.3	40.7	37.9	42.2	37.7	23.5	44.8	43.1	47.7	40.9	35.6
Strongly Disapprove	39	17	10	19	14	3	17	10	20	15	2	12	5	25	14	6	18	13
	4.9	2.6	2.2	16.3	25.1	10.3	2.6	2.0	19.8	28.9	5.6	2.2	2.4	16.2	19.7	17.9	3.8	5.4
Somewhat Disapprove	59	33	13	22	12	4	35	17	21	10	3	24	5	33	16	7	34	15
	7.4	5.1	2.7	18.7	20.8	14.0	5.3	3.3	21.0	18.6	9.1	4.4	2.2	20.8	22.7	19.4	7.0	6.2

Table 5

T5. Do you approve or disapprove of the job the Louisville Open Space Division is doing managing the City's open spaces and trails?

	Opinion of 15-Year Extension						Opinion of 20-Year Extension					Opinion of Continuing Tax					Opinion 0.5% Sales Tax				
	TOTAL	Tot Sup	Def Sup	Tot Opp	Def Opp	Und	Tot Sup	Def Sup	Tot Opp	Def Opp	Und	Tot Sup	Def Sup	Tot Opp	Def Opp	Und	Tot Yes	Def Yes	Tot No	Def No	Und
TOTAL	802	599	417	151	106	52	521	340	203	137	78	492	323	222	162	88	513	318	203	113	85
	100.0	100.0	100.0	100.0	100.0	100.0	100.0	100.0	100.0	100.0	100.0	100.0	100.0	100.0	100.0	100.0	100.0	100.0	100.0	100.0	100.0
Total Approve	661	536	375	87	56	38	473	313	131	79	57	444	296	150	99	67	450	288	140	69	70
	82.4	89.4	89.9	57.7	52.9	73.5	90.7	92.1	64.7	57.2	73.1	90.3	91.5	67.5	61.3	76.1	87.8	90.6	69.0	61.0	82.0
Total Disapprove	98	37	23	55	45	7	29	16	60	51	9	28	16	62	53	8	39	16	52	39	7
	12.2	6.1	5.4	36.4	42.7	12.6	5.5	4.6	29.5	37.1	12.0	5.7	5.0	27.9	33.0	8.9	7.6	5.0	25.5	34.1	8.2
Unsure	43	27	19	9	5	7	20	11	12	8	12	20	11	10	9	13	23	14	11	6	8
No Opinion	5.4	4.5	4.7	6.0	4.3	14.0	3.8	3.2	5.8	5.7	14.9	4.0	3.5	4.6	5.7	15.0	4.6	4.4	5.5	4.9	9.8
Strongly Approve	348	304	230	31	17	13	276	197	52	27	20	259	183	59	33	30	266	188	44	18	38
	43.4	50.7	55.1	20.8	16.0	24.5	52.9	58.0	25.8	19.8	25.4	52.6	56.5	26.6	20.4	34.4	51.9	59.0	21.4	15.6	44.7
Somewhat Approve	313	232	145	56	39	25	197	116	79	51	37	186	113	91	66	37	184	101	97	51	32
	39.0	38.7	34.8	36.9	36.9	48.9	37.8	34.1	38.9	37.4	47.7	37.7	35.0	40.9	40.9	41.7	35.9	31.7	47.6	45.4	37.3
Strongly Disapprove	39	10	7	26	25	3	9	6	27	27	3	11	6	26	25	2	14	8	24	21	1
	4.9	1.7	1.8	17.0	23.3	5.9	1.8	1.7	13.1	19.3	3.9	2.2	1.9	11.8	15.7	2.2	2.7	2.5	11.8	18.3	1.1
Somewhat Disapprove	59	26	15	29	21	3	20	10	33	24	6	17	10	36	28	6	25	8	28	18	6
	7.4	4.4	3.6	19.4	19.5	6.7	3.8	3.0	16.4	17.8	8.1	3.5	3.1	16.2	17.3	6.7	4.9	2.5	13.7	15.8	7.1



Table 6  
 T6. As you may know, the City of Louisville owns or has an interest in roughly 2,000 acres of open space, which is approximately 40% of the land within city limits. Do you think this is:

	Gender~Marital Status							Age~Gender												
	TOTAL	Men	Men Marr	Men Sing	Wom	Wom Marr	Wom Sing	18-34	35-44	18-44	18-44 Men	18-44 Wom	45-54	55-64	45-64	45-64 Men	45-64 Wom	65+	65+ Men	65+ Wom
TOTAL	802	379	289	80	419	269	132	104	120	225	117	106	152	176	329	154	174	249	108	139
	100.0	100.0	100.0	100.0	100.0	100.0	100.0	100.0	100.0	100.0	100.0	100.0	100.0	100.0	100.0	100.0	100.0	100.0	100.0	100.0
Too Much Open Space	36	24	15	7	11	6	3	5	2	7	4	3	8	10	17	13	5	11	7	3
	4.5	6.3	5.2	8.7	2.7	2.1	2.5	5.1	1.9	3.3	3.4	3.0	5.2	5.4	5.3	8.2	2.7	4.3	6.7	2.3
About the Right Amount	485	215	168	42	267	181	78	53	75	128	59	68	92	109	202	90	111	155	66	89
	60.4	56.8	58.0	52.4	63.7	67.1	59.6	50.9	61.9	56.8	50.4	63.8	60.6	61.9	61.3	58.5	63.7	62.5	61.3	63.5
Not Enough Open Space	247	127	97	28	118	73	39	38	40	78	49	29	49	54	102	49	54	66	30	36
	30.7	33.6	33.6	34.9	28.2	27.3	29.4	36.4	33.3	34.7	41.7	27.3	32.1	30.3	31.1	31.6	30.8	26.6	27.8	25.8
Unsure	35	12	9	3	23	10	11	8	4	12	5	6	3	4	7	3	5	16	5	12
No Opinion	4.4	3.3	3.2	3.9	5.4	3.5	8.6	7.7	2.9	5.1	4.5	5.9	2.1	2.4	2.3	1.7	2.8	6.5	4.2	8.4

Table 6

T6. As you may know, the City of Louisville owns or has an interest in roughly 2,000 acres of open space, which is approximately 40% of the land within city limits. Do you think this is:

	Democrat Voters						Unaffiliated Voters						Republican Voters					Other Voters		
	TOTAL	Dem Men	Dem Men	Dem 18-44	Dem 45-64	Dem 65+	Unaf	Unaf Men	Unaf Men	Unaf 18-44	Unaf 45-64	Unaf 65+	Reps	Rep Men	Rep Men	Rep 18-44	Rep 45-64	Rep 65+	Oth Prty	
TOTAL	802	417	173	242	126	170	121	297	161	134	80	130	87	80	42	38	17	24	39	8
	100.0	100.0	100.0	100.0	100.0	100.0	100.0	100.0	100.0	100.0	100.0	100.0	100.0	100.0	100.0	100.0	100.0	100.0	100.0	100.0
Too Much Open Space	36	8	5	3	1	5	2	15	9	6	3	8	5	11	10	1	4	4	3	1
	4.5	2.0	2.9	1.3	0.8	3.1	1.7	5.2	5.4	4.4	3.2	6.0	5.6	13.5	22.7	3.4	23.2	15.7	7.9	16.1
About the Right Amount	485	253	104	147	78	103	71	171	84	86	41	78	52	59	26	33	8	18	32	3
	60.4	60.6	60.4	60.7	62.1	60.7	59.0	57.5	52.0	64.2	51.2	59.9	59.7	73.0	61.3	86.0	47.2	74.5	83.5	31.3
Not Enough Open Space	247	137	59	77	41	59	37	98	62	36	32	41	25	8	5	3	3	1	3	3
	30.7	32.9	34.2	32.0	32.8	34.6	30.6	33.1	38.8	26.6	40.5	31.9	28.2	9.6	11.2	7.9	17.7	5.7	8.6	42.0
Unsure	35	19	4	15	5	3	11	12	6	6	4	3	6	3	2	1	2	1		1
No Opinion	4.4	4.5	2.5	6.0	4.3	1.6	8.8	4.2	3.8	4.8	5.0	2.2	6.5	3.8	4.9	2.6	12.0	4.1		10.6

Table 6

T6. As you may know, the City of Louisville owns or has an interest in roughly 2,000 acres of open space, which is approximately 40% of the land within city limits. Do you think this is:

	Tenure in Louisville						Familiarity With Parks and Open Space				Parks Division Job Approval				Open Space Division Job Approval				
	TOTAL	Less 2yrs	2 5y	5 10y	10 15y	15 20y	More 20y	Very Fam	Smwt Fam	Not Too	Not All	Tot Apr	Strg Apr	Tot Dis	Strg Dis	Tot Apr	Strg Apr	Tot Dis	Strg Dis
TOTAL	802	53	108	110	106	97	321	506	257	30	9	682	351	62	20	661	348	98	39
	100.0	100.0	100.0	100.0	100.0	100.0	100.0	100.0	100.0	100.0	100.0	100.0	100.0	100.0	100.0	100.0	100.0	100.0	100.0
Too Much Open Space	36	1	5	4	3	1	20	22	11	2		26	8	8	3	21	4	13	6
	4.5	1.6	4.8	3.3	3.2	0.6	6.2	4.4	4.3	8.0		3.9	2.2	13.4	12.8	3.2	1.2	13.6	16.4
About the Right Amount	485	35	66	69	61	64	186	298	166	16	4	424	217	36	15	415	217	52	18
	60.4	65.8	61.3	63.1	57.7	66.4	57.9	58.9	64.6	54.4	44.2	62.2	61.8	58.1	71.5	62.8	62.3	53.2	47.1
Not Enough Open Space	247	15	26	30	36	32	107	175	60	8	3	209	113	16	3	204	117	29	13
	30.7	27.4	24.5	27.1	33.8	33.1	33.2	34.7	23.5	27.6	27.6	30.7	32.2	25.9	15.6	30.9	33.5	29.3	34.4
Unsure	35	3	10	7	5		9	10	20	3	3	22	14	2		20	10	4	1
No Opinion	4.4	5.2	9.4	6.5	5.2		2.7	2.0	7.6	10.0	28.2	3.3	3.9	2.6		3.1	3.0	3.9	2.0

Table 6

T6. As you may know, the City of Louisville owns or has an interest in roughly 2,000 acres of open space, which is approximately 40% of the land within city limits. Do you think this is:

	Opinion 0.375% Sales Tax Extension					Informed Opinion 0.375% Sales Tax Extension					City Spends Money Wisely				Opinion of Amount of Open Space			
	TOTAL	Tot Yes	Def Yes	Tot No	Def No	Und	Tot Yes	Def Yes	Tot No	Def No	Und	Tot Agr	Strg Agr	Tot Dis	Strg Dis	Too Much	Right Amt	Not Engh
TOTAL	802	655	471	115	56	31	669	509	99	53	34	535	210	156	69	36	485	247
	100.0	100.0	100.0	100.0	100.0	100.0	100.0	100.0	100.0	100.0	100.0	100.0	100.0	100.0	100.0	100.0	100.0	100.0
Too Much Open Space	36	12	6	22	14	1	11	7	22	10	2	11	4	23	14	36		
	4.5	1.9	1.3	19.2	24.1	3.7	1.7	1.3	22.4	19.3	7.2	2.0	2.0	14.6	19.5	100.0		
About the Right Amount	485	386	252	79	36	20	396	282	66	36	22	319	112	106	52		485	
	60.4	58.9	53.5	68.4	64.1	63.0	59.3	55.3	67.0	68.4	64.0	59.6	53.5	67.7	74.4		100.0	
Not Enough Open Space	247	228	196	13	6	5	232	201	9	7	5	191	85	25	3			247
	30.7	34.8	41.7	11.4	9.9	17.3	34.7	39.4	9.4	12.3	15.3	35.7	40.4	15.8	4.9			100.0
Unsure	35	29	16	1	1	5	29	20	1		5	15	9	3	1			
No Opinion	4.4	4.4	3.5	1.0	2.0	16.0	4.4	3.9	1.1		13.5	2.7	4.1	1.9	1.2			

Table 6

T6. As you may know, the City of Louisville owns or has an interest in roughly 2,000 acres of open space, which is approximately 40% of the land within city limits. Do you think this is:

	Opinion of 15-Year Extension					Opinion of 20-Year Extension					Opinion of Continuing Tax					Opinion 0.5% Sales Tax					
	TOTAL	Tot Sup	Def Sup	Tot Opp	Def Opp	Und	Tot Sup	Def Sup	Tot Opp	Def Opp	Und	Tot Sup	Def Sup	Tot Opp	Def Opp	Und	Tot Yes	Def Yes	Tot No	Def No	Und
TOTAL	802	599	417	151	106	52	521	340	203	137	78	492	323	222	162	88	513	318	203	113	85
	100.0	100.0	100.0	100.0	100.0	100.0	100.0	100.0	100.0	100.0	100.0	100.0	100.0	100.0	100.0	100.0	100.0	100.0	100.0	100.0	100.0
Too Much Open Space	36	8	6	26	18	2	7	4	24	21	4	8	5	25	22	3	10	4	25	17	1
	4.5	1.3	1.5	17.0	16.9	3.9	1.4	1.1	12.1	15.4	5.1	1.6	1.6	11.2	13.8	3.2	1.9	1.2	12.2	14.6	1.3
About the Right Amount	485	344	221	104	73	37	288	166	142	96	55	270	155	159	114	55	280	147	147	80	58
	60.4	57.4	52.8	68.6	69.3	71.5	55.2	48.9	70.2	69.9	69.8	54.9	48.1	71.7	70.5	62.9	54.5	46.2	72.2	71.1	67.9
Not Enough Open Space	247	221	180	17	13	9	205	160	29	17	12	196	152	32	23	18	204	155	28	13	15
	30.7	36.8	43.0	11.3	11.9	16.8	39.4	47.1	14.4	12.1	15.2	39.9	47.1	14.4	14.0	20.8	39.7	48.7	13.7	11.6	17.8
Unsure	35	27	11	5	2	4	21	10	7	4	8	18	10	6	3	11	20	12	4	3	11
No Opinion	4.4	4.4	2.7	3.0	1.9	7.7	4.0	2.9	3.3	2.6	10.0	3.6	3.1	2.7	1.8	13.1	3.9	3.9	1.9	2.6	13.0

Table 7

Please indicate how important the following Parks and Open Space Division responsibilities and functions are.

T7A. Parks and playground maintenance and operations

	Gender~Marital Status							Age~Gender												
	TOTAL	Men	Men Marr	Men Sing	Wom	Wom Marr	Wom Sing	18-34	35-44	18-44	18-44 Men	18-44 Wom	45-54	55-64	45-64	45-64 Men	45-64 Wom	65+	65+ Men	65+ Wom
TOTAL	802	379	289	80	419	269	132	104	120	225	117	106	152	176	329	154	174	249	108	139
	100.0	100.0	100.0	100.0	100.0	100.0	100.0	100.0	100.0	100.0	100.0	100.0	100.0	100.0	100.0	100.0	100.0	100.0	100.0	100.0
Total Important	766	357	277	70	405	262	126	95	116	210	107	101	144	168	312	143	168	243	106	136
	95.5	94.1	95.8	87.3	96.8	97.4	95.7	90.8	96.1	93.6	92.0	95.7	94.6	95.1	94.9	93.1	96.6	97.9	97.9	97.8
Total Not Important	29	19	11	7	10	5	4	8	5	12	7	5	6	7	13	9	4	3	2	1
	3.6	4.9	3.9	8.9	2.3	1.9	2.7	7.3	3.9	5.5	6.2	4.3	3.8	4.2	4.0	5.9	2.3	1.3	2.1	0.8
No Opinion	8	4	1	3	4	2	2	2		2	2		2	1	4	2	2	2		2
	1.0	1.0	0.2	3.7	0.9	0.7	1.6	2.0		0.9	1.8		1.6	0.7	1.1	1.1	1.1	0.8		1.4
Very Important	533	240	190	46	291	205	75	55	87	142	73	69	101	109	210	90	119	181	77	104
	66.5	63.3	65.7	56.6	69.5	76.1	57.2	52.7	72.2	63.2	62.6	64.6	66.2	61.6	63.7	58.3	68.6	73.0	71.2	74.3
Somewhat Important	233	117	87	25	114	57	51	40	29	68	34	33	43	59	102	53	49	62	29	33
	29.0	30.8	30.1	30.7	27.2	21.3	38.5	38.1	23.8	30.4	29.4	31.0	28.4	33.5	31.1	34.8	27.9	24.9	26.7	23.5
Not Important at All	4	1	1		3	3			2	2	1	1	2		2		1	1		1
	0.5	0.2	0.3		0.8	1.2			1.4	0.7	0.7	0.8	1.1		0.5		0.8	0.4		0.8
Not Too Important	24	18	11	7	6	2	4	8	3	11	6	4	4	7	12	9	3	2	2	
	3.1	4.7	3.7	8.9	1.5	0.7	2.7	7.3	2.5	4.7	5.5	3.6	2.7	4.2	3.5	5.9	1.5	0.9	2.1	

Table 7

Please indicate how important the following Parks and Open Space Division responsibilities and functions are.

T7A. Parks and playground maintenance and operations

	Democrat Voters							Unaffiliated Voters						Republican Voters					Other Voters	
	TOTAL	Dems	Dem Men	Dem WOM	Dem 18-44	Dem 45-64	Dem 65+	Unaf	Unaf Men	Unaf WOM	Unaf 18-44	Unaf 45-64	Unaf 65+	Reps	Rep Men	Rep WOM	Rep 18-44	Rep 45-64	Rep 65+	Oth Prty
TOTAL	802	417	173	242	126	170	121	297	161	134	80	130	87	80	42	38	17	24	39	8
	100.0	100.0	100.0	100.0	100.0	100.0	100.0	100.0	100.0	100.0	100.0	100.0	100.0	100.0	100.0	100.0	100.0	100.0	100.0	100.0
Total Important	766	401	164	235	119	164	119	283	154	127	77	122	84	73	35	38	13	21	39	8
	95.5	96.2	95.1	97.1	94.0	96.5	98.2	95.4	95.9	95.0	96.6	94.1	96.3	91.0	82.9	100.0	76.1	87.2	100.0	100.0
Total Not Important	29	14	8	6	8	5	1	10	6	4	3	5	2	5	5		2	3		
	3.6	3.4	4.5	2.5	6.0	3.1	1.0	3.3	3.5	2.7	3.4	3.7	2.4	6.4	12.3		12.0	12.8		
No Opinion	8	2	1	1		1	1	4	1	3		3	1	2	2		2			
	1.0	0.4	0.4	0.4		0.4	0.8	1.3	0.6	2.2		2.2	1.2	2.5	4.9		12.0			
Very Important	533	291	110	180	82	115	94	190	107	83	51	80	60	47	23	24	9	12	25	5
	66.5	69.7	63.6	74.3	64.8	67.9	77.6	64.2	66.3	62.2	63.5	61.2	69.2	58.7	54.1	63.8	54.2	50.9	65.7	57.7
Somewhat Important	233	111	54	55	37	49	25	93	48	44	26	43	24	26	12	14	4	9	13	3
	29.0	26.5	31.5	22.9	29.3	28.6	20.6	31.3	29.6	32.9	33.1	32.9	27.2	32.3	28.7	36.2	21.8	36.3	34.3	42.3
Not Important at All	4	2	1	2	2	1		2		2		1	1							
	0.5	0.6	0.5	0.6	1.3	0.4		0.7		1.4		0.7	1.2							
Not Too Important	24	12	7	5	6	5	1	8	6	2	3	4	1	5	5		2	3		
	3.1	2.8	4.0	1.9	4.6	2.7	1.0	2.6	3.5	1.4	3.4	3.0	1.2	6.4	12.3		12.0	12.8		



Table 7

Please indicate how important the following Parks and Open Space Division responsibilities and functions are.

T7A. Parks and playground maintenance and operations

	Tenure in Louisville						Familiarity With Parks and Open Space				Parks Division Job Approval				Open Space Division Job Approval				
	TOTAL	Less 2yrs	2 5y	5 10y	10 15y	15 20y	More 20y	Very Fam	Smwt Fam	Not Too	Not All	Tot Apr	Strg Apr	Tot Dis	Strg Dis	Tot Apr	Strg Apr	Tot Dis	Strg Dis
TOTAL	802	53	108	110	106	97	321	506	257	30	9	682	351	62	20	661	348	98	39
	100.0	100.0	100.0	100.0	100.0	100.0	100.0	100.0	100.0	100.0	100.0	100.0	100.0	100.0	100.0	100.0	100.0	100.0	100.0
Total Important	766	50	107	102	103	93	306	484	246	27	9	653	341	59	18	637	340	89	34
	95.5	93.7	99.1	92.3	97.0	95.9	95.5	95.7	95.6	89.0	100.0	95.9	97.1	95.2	89.4	96.3	97.8	91.2	86.2
Total Not Important	29	3	1	7	0.2	4	11	19	8	1		25	9	3	2	22	5	6	5
	3.6	6.3	0.9	6.6		4.1	3.4	3.8	3.2	4.3		3.6	2.4	4.8	10.6	3.3	1.4	6.5	13.8
No Opinion	8			1	3		3	3	3	2		3	2		3	3	2		
	1.0			1.1	2.8		1.1	0.5	1.2	6.7		0.5	0.5		0.4	0.7	2.3		
Very Important	533	39	80	74	71	59	208	343	167	21	2	468	261	39	14	453	265	52	23
	66.5	73.5	73.8	66.9	67.1	60.5	64.7	67.9	64.8	69.4	23.5	68.6	74.3	62.6	67.4	68.5	76.1	53.3	60.0
Somewhat Important	233	11	27	28	32	34	99	141	79	6	7	186	80	20	4	184	75	37	10
	29.0	20.2	25.3	25.5	29.9	35.4	30.8	27.8	30.8	19.6	76.5	27.3	22.8	32.6	22.0	27.8	21.7	37.9	26.2
Not Important at All	4				0.2		4	4				4	2	0.3	0.9	3	1	1	1
	0.5						1.3	0.9				0.6	0.5			0.5	0.3	1.0	2.6
Not Too Important	24	3	1	7		4	7	15	8	1		21	7	3	2	18	4	5	4
	3.1	6.3	0.9	6.6		4.1	2.1	3.0	3.2	4.3		3.0	1.9	4.5	9.7	2.8	1.1	5.4	11.2

Table 7

Please indicate how important the following Parks and Open Space Division responsibilities and functions are.

T7A. Parks and playground maintenance and operations

	Opinion 0.375% Sales Tax Extension						Informed Opinion 0.375% Sales Tax Extension					City Spends Money Wisely				Opinion of Amount of Open Space		
	TOTAL	Tot Yes	Def Yes	Tot No	Def No	Und	Tot Yes	Def Yes	Tot No	Def No	Und	Tot Agr	Strg Agr	Tot Dis	Strg Dis	Too Much	Right Amt	Not Engh
TOTAL	802	655	471	115	56	31	669	509	99	53	34	535	210	156	69	36	485	247
	100.0	100.0	100.0	100.0	100.0	100.0	100.0	100.0	100.0	100.0	100.0	100.0	100.0	100.0	100.0	100.0	100.0	100.0
Total Important	766	631	455	107	49	28	644	491	90	46	31	516	204	147	61	33	470	231
	95.5	96.3	96.5	92.5	87.8	89.7	96.3	96.4	91.2	87.1	91.9	96.6	97.3	93.9	88.0	93.8	97.0	93.8
Total Not Important	29	21	15	8	7		21	16	8	7		18	6	8	7	2	13	14
	3.6	3.2	3.2	6.7	12.2		3.2	3.2	7.8	12.9		3.3	2.7	4.8	10.6	6.2	2.7	5.6
No Opinion	8	3	2	1		3	4	2	1		3	1		2	1		2	1
	1.0	0.5	0.3	0.8		10.3	0.6	0.3	1.0		8.1	0.1		1.3	1.4		0.4	0.6
Very Important	533	458	338	60	28	15	468	358	49	25	17	368	152	83	31	24	333	150
	66.5	69.9	71.7	52.5	49.1	46.5	69.9	70.3	49.2	47.5	48.5	68.8	72.3	53.2	45.3	68.0	68.8	61.0
Somewhat Important	233	173	117	46	22	14	176	133	42	21	15	148	52	64	30	9	136	81
	29.0	26.4	24.8	40.0	38.7	43.2	26.3	26.2	42.1	39.7	43.4	27.8	25.0	40.7	42.7	25.7	28.1	32.9
Not Important at All	4	3	3	1	1		3	3	1	1		3	1	1	1		2	3
	0.5	0.5	0.5	0.9	1.8		0.5	0.5	1.0	1.9		0.5	0.5	0.6	1.5		0.3	1.1
Not Too Important	24	18	12	7	6		18	14	7	6		15	5	7	6	2	11	11
	3.1	2.7	2.6	5.8	10.4		2.7	2.7	6.8	11.0		2.8	2.2	4.2	9.1	6.2	2.3	4.5

Table 7

Please indicate how important the following Parks and Open Space Division responsibilities and functions are.

T7A. Parks and playground maintenance and operations

	Opinion of 15-Year Extension					Opinion of 20-Year Extension					Opinion of Continuing Tax					Opinion 0.5% Sales Tax					
	TOTAL	Tot Sup	Def Sup	Tot Opp	Def Opp	Und	Tot Sup	Def Sup	Tot Opp	Def Opp	Und	Tot Sup	Def Sup	Tot Opp	Def Opp	Und	Tot Yes	Def Yes	Tot No	Def No	Und
TOTAL	802	599	417	151	106	52	521	340	203	137	78	492	323	222	162	88	513	318	203	113	85
	100.0	100.0	100.0	100.0	100.0	100.0	100.0	100.0	100.0	100.0	100.0	100.0	100.0	100.0	100.0	100.0	100.0	100.0	100.0	100.0	100.0
Total Important	766	576	401	142	98	47	502	325	192	130	72	474	310	209	150	83	493	306	192	105	81
	95.5	96.2	96.1	94.3	92.6	90.8	96.4	95.4	94.6	94.3	91.7	96.3	95.9	93.9	92.8	94.6	96.0	96.1	94.5	93.2	94.4
Total Not Important	29	20	14	8	7	1	17	14	9	7	3	17	12	12	11	1	18	12	10	8	1
	3.6	3.4	3.5	5.1	6.5	1.5	3.3	4.1	4.4	5.0	3.2	3.4	3.6	5.2	6.6	0.9	3.5	3.6	5.0	6.8	0.9
No Opinion	8	3	2	1	1	4	2	2	2	1	4	2	2	2	1	4	3	1	1		4
	1.0	0.5	0.4	0.6	0.9	7.7	0.3	0.5	1.0	0.7	5.1	0.3	0.5	0.9	0.6	4.5	0.5	0.2	0.5		4.6
Very Important	533	423	294	82	54	28	363	240	119	73	51	341	228	125	84	67	352	219	121	61	60
	66.5	70.6	70.3	54.0	51.4	54.4	69.7	70.4	58.6	53.0	65.0	69.3	70.5	56.3	52.1	76.1	68.6	68.7	59.3	53.8	70.7
Somewhat Important	233	153	108	61	44	19	139	85	73	57	21	133	82	84	66	16	141	87	72	45	20
	29.0	25.5	25.8	40.3	41.2	36.5	26.6	25.0	36.0	41.4	26.7	27.0	25.4	37.6	40.7	18.5	27.4	27.4	35.2	39.4	23.8
Not Important at All	4	3	3	1	1	1	3	3	1	1	1	2	2	2	2	1	2	2	2	2	1
	0.5	0.4	0.6	0.7	0.9	1.5	0.5	0.8	0.5	0.7	1.0	0.4	0.5	0.8	1.1	0.9	0.3	0.5	0.9	1.6	0.9
Not Too Important	24	18	12	7	6		15	11	8	6	2	15	10	10	9		16	10	8	6	
	3.1	3.0	2.9	4.4	5.5		2.8	3.3	3.9	4.3	2.2	3.0	3.0	4.4	5.5		3.1	3.1	4.1	5.2	

Table 8

Please indicate how important the following Parks and Open Space Division responsibilities and functions are.

T7B. Open Space and trails maintenance and operations

	Gender~Marital Status							Age~Gender												
	TOTAL	Men	Men Marr	Men Sing	Wom	Wom Marr	Wom Sing	18-34	35-44	18-44	18-44 Men	18-44 Wom	45-54	55-64	45-64	45-64 Men	45-64 Wom	65+	65+ Men	65+ Wom
TOTAL	802	379	289	80	419	269	132	104	120	225	117	106	152	176	329	154	174	249	108	139
	100.0	100.0	100.0	100.0	100.0	100.0	100.0	100.0	100.0	100.0	100.0	100.0	100.0	100.0	100.0	100.0	100.0	100.0	100.0	100.0
Total Important	778	362	278	76	412	264	129	99	117	216	110	104	151	170	321	149	171	242	103	137
	97.0	95.6	96.0	94.9	98.3	98.1	98.3	94.9	96.9	96.0	94.2	97.9	98.8	96.4	97.5	96.8	98.3	97.2	95.5	98.5
Total Not Important	21	15	12	2	6	5	1	3	4	7	5	2	2	6	8	5	3	6	5	1
	2.6	3.8	4.0	2.5	1.5	1.9	0.9	3.1	3.1	3.1	4.0	2.1	1.2	3.6	2.5	3.2	1.7	2.4	4.5	0.8
No Opinion	3	2		2	1		1	2		2	2							1		1
	0.4	0.5		2.5	0.2		0.8	2.0		0.9	1.8							0.4		0.7
Very Important	604	267	210	50	335	217	106	76	95	172	84	87	114	142	256	112	144	176	72	104
	75.3	70.4	72.5	62.4	80.0	80.6	80.2	73.3	79.2	76.4	71.6	82.2	74.7	80.6	77.9	72.6	82.7	70.9	66.1	74.9
Somewhat Important	174	96	68	26	77	47	24	23	21	44	26	17	37	28	65	37	27	65	32	33
	21.7	25.2	23.5	32.5	18.3	17.5	18.1	21.6	17.8	19.6	22.7	15.7	24.1	15.8	19.7	24.2	15.6	26.3	29.4	23.6
Not Important at All	2	2	2										0.1		0.1			2	2	
	0.2	0.4	0.5															0.6	1.4	
Not Too Important	19	13	10	2	6	5	1	3	4	7	5	2	2	6	8	5	3	4	3	1
	2.4	3.4	3.4	2.5	1.5	1.9	0.9	3.1	3.1	3.1	4.0	2.1	1.0	3.6	2.4	3.2	1.7	1.8	3.1	0.8

Table 8

Please indicate how important the following Parks and Open Space Division responsibilities and functions are.

T7B. Open Space and trails maintenance and operations

	Democrat Voters						Unaffiliated Voters						Republican Voters					Other Voters		
	TOTAL	Dems	Dem Men	Dem WOM	Dem 18-44	Dem 45-64	Dem 65+	Unaf	Unaf Men	Unaf WOM	Unaf 18-44	Unaf 45-64	Unaf 65+	Reps	Rep Men	Rep WOM	Rep 18-44	Rep 45-64	Rep 65+	Oth Prty
TOTAL	802	417	173	242	126	170	121	297	161	134	80	130	87	80	42	38	17	24	39	8
	100.0	100.0	100.0	100.0	100.0	100.0	100.0	100.0	100.0	100.0	100.0	100.0	100.0	100.0	100.0	100.0	100.0	100.0	100.0	100.0
Total Important	778	408	167	239	123	166	118	287	155	130	78	126	84	75	36	38	13	24	37	8
	97.0	97.9	96.7	98.7	97.7	97.8	98.1	96.8	96.7	96.9	97.5	96.6	96.3	93.0	86.6	100.0	76.1	100.0	96.0	100.0
Total Not Important	21	9	6	3	3	4	2	9	5	3	2	4	2	4	4		2		2	
	2.6	2.1	3.3	1.3	2.3	2.2	1.9	2.9	3.3	2.3	2.5	3.4	2.5	4.5	8.5		12.0		4.0	
No Opinion	3							1		1			1	2	2		2			
	0.4							0.3		0.7			1.1	2.5	4.9		12.0			
Very Important	604	336	129	206	100	137	99	206	108	97	60	94	53	56	28	28	12	22	23	5
	75.3	80.6	74.8	84.9	79.3	80.8	81.8	69.5	67.4	72.5	74.7	72.2	60.7	70.0	65.8	74.6	68.9	89.2	58.4	67.3
Somewhat Important	174	72	38	33	23	29	20	81	47	33	18	32	31	18	9	10	1	3	15	3
	21.7	17.2	21.9	13.8	18.4	17.0	16.3	27.3	29.3	24.5	22.9	24.4	35.7	23.0	20.8	25.4	7.2	10.8	37.7	32.7
Not Important at All	2							0.1				0.1		2	2				2	
	0.2													1.9	3.7				4.0	
Not Too Important	19	9	6	3	3	4	2	8	5	3	2	4	2	2	2		2			
	2.4	2.1	3.3	1.3	2.3	2.2	1.9	2.8	3.3	2.3	2.5	3.2	2.5	2.5	4.9		12.0			

Table 8

Please indicate how important the following Parks and Open Space Division responsibilities and functions are.

T7B. Open Space and trails maintenance and operations

	Tenure in Louisville						Familiarity With Parks and Open Space				Parks Division Job Approval				Open Space Division Job Approval				
	TOTAL	Less 2yrs	2 5y	5 10y	10 15y	15 20y	More 20y	Very Fam	Smwt Fam	Not Too	Not All	Tot Apr	Strg Apr	Tot Dis	Strg Dis	Tot Apr	Strg Apr	Tot Dis	Strg Dis
TOTAL	802	53	108	110	106	97	321	506	257	30	9	682	351	62	20	661	348	98	39
	100.0	100.0	100.0	100.0	100.0	100.0	100.0	100.0	100.0	100.0	100.0	100.0	100.0	100.0	100.0	100.0	100.0	100.0	100.0
Total Important	778	53	107	109	103	93	307	489	252	28	9	667	348	56	17	651	346	89	32
	97.0	100.0	99.0	99.2	96.9	96.6	95.8	96.6	98.1	93.3	100.0	97.9	99.0	91.1	82.8	98.4	99.4	90.3	83.3
Total Not Important	21		1	1	1	3	13	16	5			14	3	5	4	10	2	10	7
	2.6		1.0	0.8	1.2	3.4	3.9	3.2	1.9			2.1	1.0	8.9	17.2	1.6	0.6	9.7	16.7
No Opinion	3				2		1	1		2									
	0.4				1.9		0.3	0.2		6.7									
Very Important	604	45	88	82	80	71	235	393	188	20	3	526	307	39	11	514	305	62	24
	75.3	85.2	81.6	74.6	75.2	73.2	73.2	77.6	73.3	67.2	30.8	77.2	87.3	62.8	53.7	77.8	87.7	63.5	61.1
Somewhat Important	174	8	19	27	23	23	72	96	64	8	6	141	41	17	6	136	41	26	9
	21.7	14.8	17.4	24.6	21.7	23.4	22.6	19.0	24.8	26.1	69.2	20.7	11.7	28.3	29.1	20.6	11.7	26.7	22.2
Not Important at All	2				0.2		2	2						2	2			2	2
	0.2						0.5	0.3						2.8	8.5			1.8	4.4
Not Too Important	19		1	1	1	3	11	14	5			14	3	4	2	10	2	8	5
	2.4		1.0	0.8	1.0	3.4	3.4	2.9	1.9			2.1	1.0	6.1	8.7	1.6	0.6	8.0	12.3

Table 8

Please indicate how important the following Parks and Open Space Division responsibilities and functions are.

T7B. Open Space and trails maintenance and operations

	Opinion 0.375% Sales Tax Extension						Informed Opinion 0.375% Sales Tax Extension					City Spends Money Wisely				Opinion of Amount of Open Space		
	TOTAL	Tot Yes	Def Yes	Tot No	Def No	Und	Tot Yes	Def Yes	Tot No	Def No	Und	Tot Agr	Strg Agr	Tot Dis	Strg Dis	Too Much	Right Amt	Not Engh
TOTAL	802	655	471	115	56	31	669	509	99	53	34	535	210	156	69	36	485	247
	100.0	100.0	100.0	100.0	100.0	100.0	100.0	100.0	100.0	100.0	100.0	100.0	100.0	100.0	100.0	100.0	100.0	100.0
Total Important	778	646	467	102	47	29	660	503	86	45	32	530	206	141	59	33	472	241
	97.0	98.7	99.1	88.6	83.1	93.5	98.7	98.9	86.7	84.2	94.0	99.1	98.2	90.3	85.2	91.1	97.4	97.5
Total Not Important	21	8	4	13	10		8	5	13	8		5	4	15	10	3	13	5
	2.6	1.2	0.9	11.4	16.9		1.2	0.9	13.3	15.8		0.9	1.8	9.7	14.8	8.9	2.6	2.1
No Opinion	3	1				2	1	1			2							1
	0.4	0.2				6.5	0.1	0.2			6.0							0.4
Very Important	604	530	392	51	23	22	541	427	41	24	22	429	182	87	28	17	370	194
	75.3	80.9	83.2	44.7	40.1	70.6	80.9	83.9	41.5	44.6	63.4	80.1	86.5	55.4	40.9	48.6	76.3	78.5
Somewhat Important	174	116	75	51	24	7	119	76	45	21	10	101	25	55	31	15	102	47
	21.7	17.7	15.9	43.9	43.0	22.9	17.8	14.9	45.2	39.7	30.7	19.0	11.7	34.9	44.3	42.6	21.1	19.0
Not Important at All	2			2	2				2	2		2	2	0.1	0.3		2	
	0.2			1.5	3.1				1.7	3.2		0.3	0.7				0.4	
Not Too Important	19	8	4	11	8		8	5	11	7		3	2	15	10	3	11	5
	2.4	1.2	0.9	9.9	13.8		1.2	0.9	11.6	12.5		0.6	1.0	9.5	14.5	8.9	2.3	2.1

Table 8

Please indicate how important the following Parks and Open Space Division responsibilities and functions are.

T7B. Open Space and trails maintenance and operations

	Opinion of 15-Year Extension					Opinion of 20-Year Extension					Opinion of Continuing Tax					Opinion 0.5% Sales Tax					
	TOTAL	Tot Sup	Def Sup	Tot Opp	Def Opp	Und	Tot Sup	Def Sup	Tot Opp	Def Opp	Und	Tot Sup	Def Sup	Tot Opp	Def Opp	Und	Tot Yes	Def Yes	Tot No	Def No	Und
TOTAL	802	599	417	151	106	52	521	340	203	137	78	492	323	222	162	88	513	318	203	113	85
	100.0	100.0	100.0	100.0	100.0	100.0	100.0	100.0	100.0	100.0	100.0	100.0	100.0	100.0	100.0	100.0	100.0	100.0	100.0	100.0	100.0
Total Important	778	592	415	136	92	50	518	339	186	123	74	487	322	207	147	84	505	315	190	102	82
	97.0	98.9	99.4	89.9	87.2	96.1	99.4	99.6	91.8	89.4	94.8	99.1	99.6	93.0	90.9	95.3	98.5	99.0	93.5	89.9	96.4
Total Not Important	21	6	2	15	14		3	1	17	15	1	4	1	15	15	1	7	3	13	11	1
	2.6	1.0	0.6	10.1	12.8		0.6	0.4	8.2	10.6	1.4	0.9	0.4	7.0	9.1	1.2	1.3	1.0	6.5	10.1	1.2
No Opinion	3	1				2					3					3	1				2
	0.4	0.2				3.9					3.9					3.5	0.2				2.4
Very Important	604	492	356	75	47	37	436	288	111	66	57	404	273	131	87	70	415	268	119	60	70
	75.3	82.2	85.2	49.5	44.0	71.4	83.6	84.7	54.9	48.2	73.0	82.1	84.4	58.7	53.6	79.4	80.9	84.2	58.6	52.7	81.7
Somewhat Important	174	100	59	61	46	13	82	51	75	57	17	84	49	76	61	14	90	47	71	42	13
	21.7	16.7	14.2	40.4	43.2	24.7	15.8	14.9	36.9	41.2	21.7	17.0	15.2	34.3	37.4	15.9	17.6	14.8	34.9	37.2	14.6
Not Important at All	2			2	2				2	2				2	2				2	2	
	0.2			1.1	1.6				0.9	1.3				0.8	1.1				0.8	1.5	
Not Too Important	19	6	2	14	12		3	1	15	13	1	4	1	14	13	1	7	3	12	10	1
	2.4	1.0	0.6	9.0	11.2		0.6	0.4	7.3	9.3	1.4	0.9	0.4	6.2	8.0	1.2	1.3	1.0	5.7	8.6	1.2



Table 9

Please indicate how important the following Parks and Open Space Division responsibilities and functions are.

T7C. New Parks and Open Space Capital and Building projects

	Gender~Marital Status							Age~Gender												
	TOTAL	Men	Men Marr	Men Sing	Wom	Wom Marr	Wom Sing	18-34	35-44	18-44	18-44 Men	18-44 Wom	45-54	55-64	45-64	45-64 Men	45-64 Wom	65+	65+ Men	65+ Wom
TOTAL	802	379	289	80	419	269	132	104	120	225	117	106	152	176	329	154	174	249	108	139
	100.0	100.0	100.0	100.0	100.0	100.0	100.0	100.0	100.0	100.0	100.0	100.0	100.0	100.0	100.0	100.0	100.0	100.0	100.0	100.0
Total Important	563	268	210	53	293	189	93	70	91	161	82	78	113	116	229	106	123	173	80	93
	70.2	70.7	72.4	65.5	70.0	70.1	70.4	67.3	75.3	71.6	70.4	73.5	73.9	66.0	69.6	68.6	70.6	69.6	73.8	66.4
Total Not Important	220	107	79	25	110	75	30	28	30	58	32	24	38	57	95	47	48	66	27	38
	27.4	28.2	27.3	30.7	26.3	28.0	22.8	26.9	24.7	25.8	27.8	22.8	25.2	32.3	29.0	30.7	27.4	26.6	25.2	27.6
No Opinion	20	4	1	3	16	5	9	6		6	2	4	1	3	4	1	3	9	1	8
	2.5	1.1	0.3	3.8	3.7	1.9	6.8	5.8		2.7	1.8	3.7	0.9	1.7	1.3	0.7	2.0	3.8	1.0	6.0
Very Important	221	107	82	23	113	76	34	24	34	57	35	22	49	48	96	46	51	67	27	40
	27.5	28.3	28.3	28.4	27.0	28.4	25.5	22.6	28.1	25.5	29.8	20.9	32.0	27.0	29.3	29.6	29.2	26.9	24.7	28.9
Somewhat Important	342	161	128	30	180	112	59	47	57	103	47	56	64	69	133	60	72	106	53	52
	42.6	42.4	44.1	37.1	43.0	41.7	44.8	44.8	47.1	46.0	40.6	52.6	41.8	39.0	40.3	39.0	41.4	42.7	49.1	37.6
Not Important at All	47	27	19	7	20	13	3	3	6	9	6	3	6	13	20	11	9	19	11	8
	5.9	7.1	6.4	9.1	4.7	4.9	2.5	2.9	4.6	3.8	4.8	2.4	4.2	7.6	6.1	6.9	5.1	7.5	9.8	5.8
Not Too Important	172	80	60	17	91	62	27	25	24	49	27	22	32	44	76	37	39	48	17	30
	21.5	21.2	20.9	21.6	21.6	23.1	20.3	24.0	20.1	21.9	23.0	20.4	21.0	24.7	23.0	23.8	22.3	19.1	15.4	21.9

Table 9

Please indicate how important the following Parks and Open Space Division responsibilities and functions are.

T7C. New Parks and Open Space Capital and Building projects

	Democrat Voters						Unaffiliated Voters						Republican Voters					Other Voters		
	TOTAL	Dems	Dem Men	Dem WOM	Dem 18-44	Dem 45-64	Dem 65+	Unaf	Unaf Men	Unaf WOM	Unaf 18-44	Unaf 45-64	Unaf 65+	Reps	Rep Men	Rep WOM	Rep 18-44	Rep 45-64	Rep 65+	Oth Prty
TOTAL	802	417	173	242	126	170	121	297	161	134	80	130	87	80	42	38	17	24	39	8
	100.0	100.0	100.0	100.0	100.0	100.0	100.0	100.0	100.0	100.0	100.0	100.0	100.0	100.0	100.0	100.0	100.0	100.0	100.0	100.0
Total Important	563	329	136	191	98	134	96	194	112	82	54	85	55	35	17	17	7	7	21	5
	70.2	78.8	78.8	78.9	77.8	79.0	79.4	65.5	69.5	61.5	68.2	65.5	63.1	43.1	40.9	45.5	39.0	28.9	53.8	65.3
Total Not Important	220	78	35	43	24	34	20	98	49	47	25	44	29	42	23	19	8	17	16	1
	27.4	18.7	20.1	17.6	19.0	19.9	16.6	33.1	30.5	35.4	31.8	33.6	33.4	52.6	54.3	50.7	49.1	71.1	42.5	16.1
No Opinion	20	11	2	8	4	2	5	4		4		1	3	3	2	1	2		1	1
	2.5	2.5	1.2	3.5	3.1	1.0	4.0	1.4		3.2		0.9	3.5	4.4	4.9	3.8	12.0		3.7	18.6
Very Important	221	143	59	84	40	62	41	63	42	22	13	32	18	13	7	6	4	3	6	1
	27.5	34.3	33.9	34.7	31.8	36.2	34.3	21.4	26.1	16.1	16.9	24.3	21.2	15.7	15.7	15.8	21.7	10.4	16.5	18.4
Somewhat Important	342	185	78	107	58	73	54	131	70	61	41	54	36	22	11	11	3	5	14	4
	42.6	44.4	44.9	44.2	46.0	42.8	45.1	44.1	43.5	45.4	51.3	41.3	41.9	27.3	25.2	29.7	17.2	18.6	37.3	46.9
Not Important at All	47	12	6	6	4	4	4	22	12	10	4	12	6	13	9	4		4	9	
	5.9	3.0	3.7	2.4	3.2	2.5	3.4	7.4	7.2	7.5	5.6	9.2	6.5	15.8	21.3	9.6		15.6	22.8	
Not Too Important	172	66	28	37	20	30	16	76	37	37	21	32	23	30	14	16	8	14	8	1
	21.5	15.7	16.4	15.2	15.8	17.5	13.1	25.6	23.3	27.9	26.2	24.4	26.9	36.8	32.9	41.1	49.1	55.5	19.7	16.1

Table 9

Please indicate how important the following Parks and Open Space Division responsibilities and functions are.

T7C. New Parks and Open Space Capital and Building projects

	Tenure in Louisville						Familiarity With Parks and Open Space				Parks Division Job Approval				Open Space Division Job Approval				
	TOTAL	Less 2yrs	2 5y	5 10y	10 15y	15 20y	More 20y	Very Fam	Smwt Fam	Not Too	Not All	Tot Apr	Strg Apr	Tot Dis	Strg Dis	Tot Apr	Strg Apr	Tot Dis	Strg Dis
TOTAL	802	53	108	110	106	97	321	506	257	30	9	682	351	62	20	661	348	98	39
	100.0	100.0	100.0	100.0	100.0	100.0	100.0	100.0	100.0	100.0	100.0	100.0	100.0	100.0	100.0	100.0	100.0	100.0	100.0
Total Important	563	43	77	79	83	70	208	363	171	20	8	501	275	31	9	486	277	52	21
	70.2	80.9	71.7	71.9	77.8	72.0	64.8	71.9	66.5	66.2	91.5	73.5	78.3	50.7	46.1	73.5	79.5	52.8	53.3
Total Not Important	220	9	29	29	19	26	105	135	76	8	1	171	70	29	9	164	66	44	18
	27.4	16.8	26.5	26.1	18.1	26.4	32.8	26.7	29.5	27.0	8.5	25.1	20.0	46.8	46.4	24.9	19.1	44.9	46.7
No Opinion	20	1	2	2	4	2	8	8	10	2		9	6	2	2	11	5	2	
	2.5	2.3	1.8	2.0	4.1	1.6	2.4	1.5	4.0	6.7		1.4	1.7	2.5	7.5	1.6	1.5	2.3	
Very Important	221	16	28	29	36	28	82	159	53	7	1	203	123	10	1	198	123	18	7
	27.5	29.8	26.4	26.6	33.8	29.0	25.6	31.5	20.8	23.2	9.1	29.8	35.1	15.8	4.8	30.0	35.2	17.9	19.0
Somewhat Important	342	27	49	50	47	42	126	204	117	13	7	298	152	22	8	288	154	34	13
	42.6	51.1	45.3	45.3	44.0	43.0	39.2	40.3	45.7	43.1	82.4	43.7	43.3	34.9	41.3	43.5	44.3	34.9	34.3
Not Important at All	47	2	3	7	5	3	28	36	11			35	12	11	8	28	9	18	11
	5.9	3.0	3.2	5.9	4.6	2.6	8.8	7.2	4.1			5.1	3.4	18.5	40.1	4.2	2.6	18.7	29.0
Not Too Important	172	7	25	22	14	23	77	98	65	8	1	136	58	17	1	136	57	26	7
	21.5	13.8	23.3	20.2	13.5	23.8	24.0	19.4	25.4	27.0	8.5	20.0	16.5	28.3	6.3	20.6	16.4	26.2	17.7

Table 9

Please indicate how important the following Parks and Open Space Division responsibilities and functions are.

T7C. New Parks and Open Space Capital and Building projects

	Opinion 0.375% Sales Tax Extension						Informed Opinion 0.375% Sales Tax Extension					City Spends Money Wisely				Opinion of Amount of Open Space		
	TOTAL	Tot Yes	Def Yes	Tot No	Def No	Und	Tot Yes	Def Yes	Tot No	Def No	Und	Tot Agr	Strg Agr	Tot Dis	Strg Dis	Too Much	Right Amt	Not Engh
TOTAL	802	655	471	115	56	31	669	509	99	53	34	535	210	156	69	36	485	247
	100.0	100.0	100.0	100.0	100.0	100.0	100.0	100.0	100.0	100.0	100.0	100.0	100.0	100.0	100.0	100.0	100.0	100.0
Total Important	563	509	396	40	15	13	517	424	33	18	12	423	174	66	29	16	325	200
	70.2	77.7	84.0	34.8	26.4	42.1	77.3	83.4	33.6	33.0	36.1	79.1	82.6	42.4	42.0	45.4	67.0	81.3
Total Not Important	220	131	70	75	41	13	135	76	66	36	19	106	34	85	37	19	151	41
	27.4	20.0	15.0	65.2	73.6	41.8	20.2	14.9	66.4	67.0	55.4	19.9	16.0	54.7	52.9	54.6	31.2	16.8
No Opinion	20	15	5			5	17	9			3	5	3	5	4		9	5
	2.5	2.2	1.0			16.1	2.5	1.8			8.4	1.0	1.4	3.0	5.2		1.8	2.0
Very Important	221	208	175	9		4	209	181	8	3	4	179	80	24	7	6	114	97
	27.5	31.7	37.1	7.5		13.5	31.2	35.6	8.1	4.7	11.4	33.4	38.1	15.0	10.4	15.8	23.4	39.2
Somewhat Important	342	302	221	31	15	9	308	243	25	15	8	244	94	43	22	11	211	104
	42.6	46.0	46.9	27.3	26.4	28.5	46.1	47.8	25.4	28.2	24.7	45.7	44.5	27.3	31.5	29.6	43.6	42.0
Not Important at All	47	18	7	28	20	1	17	9	25	19	5	15	7	28	19	9	32	6
	5.9	2.7	1.4	24.2	36.2	4.1	2.6	1.7	24.8	34.8	15.8	2.7	3.1	17.9	28.1	24.6	6.5	2.4
Not Too Important	172	113	64	47	21	12	118	67	41	17	14	92	27	58	17	11	119	35
	21.5	17.3	13.5	40.9	37.4	37.7	17.6	13.2	41.6	32.3	39.6	17.1	12.8	36.8	24.8	29.9	24.6	14.4

Table 9

Please indicate how important the following Parks and Open Space Division responsibilities and functions are.

T7C. New Parks and Open Space Capital and Building projects

	Opinion of 15-Year Extension					Opinion of 20-Year Extension					Opinion of Continuing Tax					Opinion 0.5% Sales Tax					
	TOTAL	Tot Sup	Def Sup	Tot Opp	Def Opp	Und	Tot Sup	Def Sup	Tot Opp	Def Opp	Und	Tot Sup	Def Sup	Tot Opp	Def Opp	Und	Tot Yes	Def Yes	Tot No	Def No	Und
TOTAL	802	599	417	151	106	52	521	340	203	137	78	492	323	222	162	88	513	318	203	113	85
	100.0	100.0	100.0	100.0	100.0	100.0	100.0	100.0	100.0	100.0	100.0	100.0	100.0	100.0	100.0	100.0	100.0	100.0	100.0	100.0	100.0
Total Important	563	473	345	61	40	29	421	281	95	55	47	401	270	109	70	52	421	272	92	43	50
	70.2	78.9	82.6	40.4	37.8	55.6	80.8	82.6	46.7	40.2	59.9	81.6	83.5	49.2	43.3	59.2	82.0	85.6	45.1	37.7	58.7
Total Not Important	220	111	66	89	65	19	90	54	104	81	26	82	50	109	90	29	82	43	109	70	28
	27.4	18.6	15.9	59.1	61.4	36.4	17.2	15.9	51.1	59.2	33.5	16.7	15.6	48.8	55.2	32.9	15.9	13.5	53.7	61.6	33.3
No Opinion	20	15	6	1	1	4	10	5	4	1	5	8	3	4	2	7	11	3	2	1	7
	2.5	2.5	1.5	0.6	0.8	8.0	2.0	1.4	2.2	0.6	6.6	1.7	1.0	2.0	1.5	7.9	2.1	0.9	1.2	0.7	8.0
Very Important	221	196	154	14	7	11	174	127	31	13	15	177	123	30	21	14	180	129	24	11	17
	27.5	32.7	36.9	9.5	6.5	20.5	33.5	37.2	15.4	9.2	19.4	36.0	38.2	13.5	13.2	15.7	35.1	40.5	11.6	9.7	19.6
Somewhat Important	342	277	191	47	33	18	247	154	63	43	32	224	146	80	49	38	240	143	68	32	33
	42.6	46.3	45.7	30.8	31.3	35.1	47.4	45.4	31.3	31.0	40.5	45.6	45.2	35.8	30.1	43.5	46.9	45.0	33.5	28.0	39.1
Not Important at All	47	10	6	33	27	5	9	6	34	33	5	9	6	32	31	6	6	4	35	29	6
	5.9	1.6	1.4	21.5	25.7	9.4	1.7	1.7	16.5	23.7	6.2	1.8	1.8	14.6	19.4	6.9	1.2	1.4	17.0	26.0	7.1
Not Too Important	172	102	61	57	38	14	81	48	70	49	21	73	45	76	58	23	75	39	75	40	22
	21.5	17.0	14.5	37.5	35.7	27.0	15.5	14.2	34.6	35.6	27.3	14.9	13.8	34.2	35.8	26.0	14.7	12.1	36.7	35.6	26.2

Table 10

Please indicate how important the following Parks and Open Space Division responsibilities and functions are.

T7D. Natural environment and habitat restoration

	Gender~Marital Status							Age~Gender												
	TOTAL	Men	Men Marr	Men Sing	Wom	Wom Marr	Wom Sing	18-34	35-44	18-44	18-44 Men	18-44 Wom	45-54	55-64	45-64	45-64 Men	45-64 Wom	65+	65+ Men	65+ Wom
TOTAL	802	379	289	80	419	269	132	104	120	225	117	106	152	176	329	154	174	249	108	139
	100.0	100.0	100.0	100.0	100.0	100.0	100.0	100.0	100.0	100.0	100.0	100.0	100.0	100.0	100.0	100.0	100.0	100.0	100.0	100.0
Total Important	709	321	243	71	386	249	124	97	109	206	105	99	135	156	290	131	158	213	84	129
	88.4	84.7	84.0	87.7	92.1	92.4	94.3	93.1	90.2	91.6	90.3	93.4	88.4	88.1	88.2	85.2	91.2	85.9	77.8	92.4
Total Not Important	88	56	46	8	30	19	6	4	12	15	9	6	18	21	39	23	15	34	24	10
	11.0	14.8	16.0	9.7	7.3	7.2	4.6	3.5	9.8	6.9	8.0	5.2	11.6	11.9	11.8	14.8	8.8	13.7	22.2	6.9
No Opinion	5	2		2	3	1	2	4		4	2	2						1		1
	0.6	0.5		2.5	0.6	0.4	1.2	3.4		1.6	1.8	1.4						0.4		0.7
Very Important	490	194	135	54	293	185	98	74	72	146	68	76	86	105	191	75	115	153	51	102
	61.1	51.3	46.7	66.6	70.0	68.9	74.2	71.1	59.7	65.0	58.7	71.9	56.5	59.6	58.1	49.0	66.4	61.4	46.7	73.0
Somewhat Important	219	126	108	17	93	63	26	23	37	60	37	23	49	50	99	56	43	61	34	27
	27.4	33.3	37.2	21.1	22.1	23.6	20.0	22.0	30.5	26.6	31.6	21.4	31.9	28.5	30.1	36.2	24.8	24.4	31.1	19.4
Not Important at All	16	12	12		3	3			1	1	1		5	4	9	6	3	5	5	
	2.0	3.1	4.1		0.8	1.3			1.0	0.5	0.9		3.5	2.3	2.9	3.7	2.0	2.1	4.7	
Not Too Important	72	44	35	8	27	16	6	4	11	14	8	6	12	17	29	17	12	29	19	10
	9.0	11.7	12.0	9.7	6.5	5.9	4.6	3.5	8.8	6.3	7.1	5.2	8.1	9.6	8.9	11.1	6.8	11.6	17.5	6.9

Table 10

Please indicate how important the following Parks and Open Space Division responsibilities and functions are.

T7D. Natural environment and habitat restoration

	Democrat Voters						Unaffiliated Voters						Republican Voters					Other Voters		
	TOTAL	Dems	Dem Men	Dem WOM	Dem 18-44	Dem 45-64	Dem 65+	Unaf	Unaf Men	Unaf WOM	Unaf 18-44	Unaf 45-64	Unaf 65+	Reps	Rep Men	Rep WOM	Rep 18-44	Rep 45-64	Rep 65+	Oth Prty
TOTAL	802	417	173	242	126	170	121	297	161	134	80	130	87	80	42	38	17	24	39	8
	100.0	100.0	100.0	100.0	100.0	100.0	100.0	100.0	100.0	100.0	100.0	100.0	100.0	100.0	100.0	100.0	100.0	100.0	100.0	100.0
Total Important	709	395	160	233	119	160	116	253	132	120	72	113	69	53	25	28	13	13	27	8
	88.4	94.7	92.8	96.2	94.5	94.1	95.8	85.4	82.4	89.8	90.0	86.6	79.3	65.7	58.5	73.6	76.1	53.9	68.6	100.0
Total Not Important	88	20	12	8	5	10	5	42	28	13	8	17	17	25	15	10	2	11	12	
	11.0	4.9	7.2	3.2	4.3	5.9	4.2	14.3	17.6	9.5	10.0	13.4	19.5	31.7	36.6	26.4	12.0	46.1	31.4	
No Opinion	5	2		2	2			1		1			1	2	2		2			
	0.6	0.4		0.6	1.2			0.3		0.7			1.1	2.5	4.9		12.0			
Very Important	490	295	101	193	89	118	88	159	78	81	50	66	43	30	14	16	6	5	19	6
	61.1	70.7	58.3	79.5	70.7	69.3	72.8	53.6	48.3	60.3	62.4	50.8	49.6	37.6	33.7	41.9	32.3	21.2	50.2	73.0
Somewhat Important	219	100	60	40	30	42	28	94	55	40	22	47	26	23	10	12	7	8	7	2
	27.4	24.0	34.5	16.6	23.9	24.8	23.0	31.8	34.2	29.5	27.6	35.8	29.7	28.1	24.9	31.7	43.8	32.7	18.4	27.0
Not Important at All	16	3	2	1	1	1	1	6	4	1	0.2	4	1	7	6	1		4	3	
	2.0	0.8	1.2	0.6	0.8	0.8	0.8	1.9	2.5	0.5		3.2	1.5	8.7	13.5	3.4		16.1	7.9	
Not Too Important	72	17	10	6	4	9	4	37	24	12	8	13	16	18	10	9	2	7	9	
	9.0	4.1	6.0	2.6	3.4	5.1	3.4	12.4	15.0	8.9	9.8	10.2	18.0	23.0	23.1	22.9	12.0	30.0	23.5	

Table 10

Please indicate how important the following Parks and Open Space Division responsibilities and functions are.

T7D. Natural environment and habitat restoration

	Tenure in Louisville						Familiarity With Parks and Open Space				Parks Division Job Approval				Open Space Division Job Approval				
	TOTAL	Less 2yrs	2 5y	5 10y	10 15y	15 20y	More 20y	Very Fam	Smwt Fam	Not Too	Not All	Tot Apr	Strg Apr	Tot Dis	Strg Dis	Tot Apr	Strg Apr	Tot Dis	Strg Dis
TOTAL	802	53	108	110	106	97	321	506	257	30	9	682	351	62	20	661	348	98	39
	100.0	100.0	100.0	100.0	100.0	100.0	100.0	100.0	100.0	100.0	100.0	100.0	100.0	100.0	100.0	100.0	100.0	100.0	100.0
Total Important	709	52	101	99	93	90	269	446	227	27	9	615	337	42	10	608	341	63	20
	88.4	98.3	93.9	90.2	87.4	93.5	83.9	88.2	88.3	89.7	100.0	90.3	96.0	67.3	47.0	91.9	98.0	64.0	52.6
Total Not Important	88	1	7	11	11	5	51	60	28	1		65	14	19	9	52	7	35	18
	11.0	1.7	6.1	9.8	10.7	4.9	15.8	11.8	10.7	3.5		9.6	4.0	30.3	45.5	7.8	2.0	36.0	47.4
No Opinion	5				2	2	1		3	2		1		2	2	2			
	0.6				1.9	1.6	0.3		1.0	6.7		0.1		2.5	7.5	0.2			
Very Important	490	45	71	61	69	56	185	316	148	21	4	430	255	22	6	424	254	39	13
	61.1	83.7	65.4	55.5	64.9	58.4	57.7	62.5	57.7	70.2	45.2	63.0	72.5	35.0	31.8	64.1	72.9	39.9	33.3
Somewhat Important	219	8	31	38	24	34	84	130	79	6	5	186	82	20	3	184	87	24	7
	27.4	14.6	28.5	34.7	22.4	35.1	26.2	25.7	30.6	19.5	54.8	27.2	23.5	32.2	15.2	27.8	25.1	24.1	19.3
Not Important at All	16			2	1	2	11	11	5			12	3	4	4	6	2	10	9
	2.0			1.9	1.1	1.6	3.5	2.2	1.8			1.7	0.8	7.1	20.5	0.9	0.7	9.9	22.0
Not Too Important	72	1	7	9	10	3	39	48	23	1		54	11	14	5	46	4	26	10
	9.0	1.7	6.1	7.9	9.6	3.3	12.3	9.5	8.9	3.5		7.9	3.2	23.1	25.1	6.9	1.3	26.1	25.3



Table 10

Please indicate how important the following Parks and Open Space Division responsibilities and functions are.

T7D. Natural environment and habitat restoration

	Opinion 0.375% Sales Tax Extension						Informed Opinion 0.375% Sales Tax Extension					City Spends Money Wisely				Opinion of Amount of Open Space		
	TOTAL	Tot Yes	Def Yes	Tot No	Def No	Und	Tot Yes	Def Yes	Tot No	Def No	Und	Tot Agr	Strg Agr	Tot Dis	Strg Dis	Too Much	Right Amt	Not Engh
TOTAL	802	655	471	115	56	31	669	509	99	53	34	535	210	156	69	36	485	247
	100.0	100.0	100.0	100.0	100.0	100.0	100.0	100.0	100.0	100.0	100.0	100.0	100.0	100.0	100.0	100.0	100.0	100.0
Total Important	709	618	456	68	29	23	626	492	58	31	25	502	196	103	43	19	425	233
	88.4	94.3	96.7	59.2	51.2	72.8	93.6	96.6	58.3	58.0	73.7	93.8	93.5	66.0	61.9	52.8	87.7	94.7
Total Not Important	88	36	16	47	28	6	41	17	40	22	7	33	14	51	25	17	57	13
	11.0	5.4	3.3	40.8	48.8	17.5	6.1	3.4	40.7	42.0	20.4	6.2	6.5	32.4	35.9	47.2	11.8	5.3
No Opinion	5	2				3	2		1		2			3	2		3	
	0.6	0.2				9.7	0.2		1.0		6.0			1.6	2.2		0.5	
Very Important	490	452	349	28	14	10	457	376	23	16	10	369	161	46	18	6	272	194
	61.1	69.0	74.2	24.2	24.3	30.5	68.3	73.9	22.8	29.9	30.0	69.0	76.4	29.4	26.6	17.5	56.1	78.7
Somewhat Important	219	166	106	40	15	13	169	116	35	15	15	133	36	57	24	13	153	39
	27.4	25.3	22.5	35.0	26.9	42.3	25.3	22.8	35.5	28.1	43.6	24.8	17.1	36.6	35.2	35.3	31.7	15.9
Not Important at All	16	4	2	12	7		6	3	10	8		4	3	12	7	6	9	2
	2.0	0.7	0.4	10.1	12.2		0.9	0.6	10.3	14.8		0.7	1.4	7.9	10.7	15.8	1.8	0.7
Not Too Important	72	31	14	35	21	6	35	14	30	14	7	30	11	38	17	11	49	11
	9.0	4.8	2.9	30.7	36.6	17.5	5.3	2.8	30.4	27.2	20.4	5.5	5.1	24.5	25.2	31.3	10.0	4.6

Table 10

Please indicate how important the following Parks and Open Space Division responsibilities and functions are.

T7D. Natural environment and habitat restoration

	Opinion of 15-Year Extension					Opinion of 20-Year Extension					Opinion of Continuing Tax					Opinion 0.5% Sales Tax					
	TOTAL	Tot Sup	Def Sup	Tot Opp	Def Opp	Und	Tot Sup	Def Sup	Tot Opp	Def Opp	Und	Tot Sup	Def Sup	Tot Opp	Def Opp	Und	Tot Yes	Def Yes	Tot No	Def No	Und
TOTAL	802	599	417	151	106	52	521	340	203	137	78	492	323	222	162	88	513	318	203	113	85
	100.0	100.0	100.0	100.0	100.0	100.0	100.0	100.0	100.0	100.0	100.0	100.0	100.0	100.0	100.0	100.0	100.0	100.0	100.0	100.0	100.0
Total Important	709	567	402	99	61	43	497	329	145	85	68	472	312	160	106	77	488	311	142	67	79
	88.4	94.7	96.2	65.4	57.2	82.9	95.3	96.7	71.5	61.8	86.7	95.9	96.6	72.0	65.4	88.3	95.1	97.6	69.9	59.5	92.2
Total Not Important	88	30	16	51	45	7	25	11	55	52	8	20	11	60	54	8	24	8	60	46	5
	11.0	5.0	3.8	33.9	42.8	13.1	4.7	3.3	27.3	38.2	10.7	4.1	3.4	26.9	33.0	9.3	4.7	2.4	29.3	40.5	5.4
No Opinion	5	2		1		2			3		2			3	3	2	1		2		2
	0.6	0.3		0.7		3.9			1.2		2.6			1.1	1.6	2.3	0.2		0.7		2.4
Very Important	490	429	315	35	25	26	377	260	68	35	45	364	246	77	46	49	380	249	61	30	48
	61.1	71.6	75.5	23.2	23.8	50.6	72.3	76.5	33.7	25.5	57.6	74.1	76.2	34.5	28.4	55.7	74.1	78.3	30.1	26.6	56.5
Somewhat Important	219	139	87	64	35	17	120	69	77	50	23	107	66	83	60	29	108	61	81	37	31
	27.4	23.2	20.7	42.3	33.5	32.4	23.0	20.2	37.8	36.3	29.1	21.8	20.4	37.5	37.0	32.6	21.0	19.3	39.8	32.9	35.7
Not Important at All	16	3	3	12	12	2	3	2	12	12	2	4	3	12	12	1	3		13	11	
	2.0	0.4	0.6	7.7	11.0	3.5	0.5	0.5	5.7	8.5	2.3	0.7	0.9	5.2	7.2	0.8	0.5		6.6	9.6	
Not Too Important	72	28	13	40	34	5	22	9	44	41	7	17	8	48	42	7	21	8	46	35	5
	9.0	4.6	3.2	26.2	31.8	9.6	4.2	2.8	21.5	29.7	8.4	3.4	2.5	21.6	25.8	8.6	4.2	2.4	22.7	30.8	5.4

Table 11

Please indicate how important the following Parks and Open Space Division responsibilities and functions are.

T7E. Open Space land acquisitions

	Gender~Marital Status							Age~Gender												
	TOTAL	Men	Men Marr	Men Sing	Wom	Wom Marr	Wom Sing	18-34	35-44	18-44	18-44 Men	18-44 Wom	45-54	55-64	45-64	45-64 Men	45-64 Wom	65+	65+ Men	65+ Wom
TOTAL	802	379	289	80	419	269	132	104	120	225	117	106	152	176	329	154	174	249	108	139
	100.0	100.0	100.0	100.0	100.0	100.0	100.0	100.0	100.0	100.0	100.0	100.0	100.0	100.0	100.0	100.0	100.0	100.0	100.0	100.0
Total Important	575	267	205	57	305	195	98	71	82	154	86	66	117	125	242	109	133	179	72	106
	71.6	70.5	70.7	70.8	72.9	72.4	74.6	68.4	68.4	68.4	73.8	62.5	77.1	70.7	73.7	70.6	76.6	71.9	66.8	76.1
Total Not Important	209	105	81	20	102	68	29	26	34	60	26	33	34	49	83	43	39	66	35	30
	26.1	27.6	28.0	25.3	24.4	25.3	22.3	25.3	28.0	26.7	22.6	31.2	22.4	27.8	25.3	28.2	22.4	26.5	32.2	21.9
No Opinion	18	7	4	3	11	6	4	7	4	11	4	7	1	3	4	2	2	4	1	3
	2.3	1.9	1.4	3.8	2.7	2.4	3.1	6.3	3.6	4.9	3.7	6.3	0.5	1.6	1.1	1.2	1.0	1.6	1.0	2.1
Very Important	312	141	107	30	171	107	55	36	44	80	44	36	65	72	137	61	75	96	36	59
	38.9	37.2	37.0	36.9	40.8	39.7	42.1	34.4	36.7	35.6	37.3	34.2	42.4	40.7	41.5	39.7	43.3	38.5	33.4	42.7
Somewhat Important	262	126	97	27	134	88	43	35	38	74	43	30	53	53	106	48	58	83	36	46
	32.7	33.3	33.7	33.9	32.1	32.7	32.4	34.0	31.7	32.8	36.4	28.3	34.7	29.9	32.1	30.9	33.3	33.4	33.4	33.3
Not Important at All	63	36	24	9	25	21	2	5	4	9	4	4	15	12	27	14	12	27	18	8
	7.8	9.6	8.4	10.9	6.0	7.8	1.7	4.7	3.6	4.1	3.6	4.2	9.7	6.8	8.2	9.0	7.2	10.8	17.0	6.0
Not Too Important	146	68	57	12	77	47	27	21	29	51	22	29	19	37	56	30	26	39	16	22
	18.2	18.0	19.6	14.5	18.4	17.5	20.7	20.6	24.4	22.6	19.0	27.1	12.7	20.9	17.1	19.2	15.2	15.7	15.2	15.9

Table 11

Please indicate how important the following Parks and Open Space Division responsibilities and functions are.

T7E. Open Space land acquisitions

	Democrat Voters						Unaffiliated Voters						Republican Voters					Other Voters		
	TOTAL	Dems	Dem Men	Dem WOM	Dem 18-44	Dem 45-64	Dem 65+	Unaf	Unaf Men	Unaf WOM	Unaf 18-44	Unaf 45-64	Unaf 65+	Reps	Rep Men	Rep WOM	Rep 18-44	Rep 45-64	Rep 65+	Oth Prty
TOTAL	802	417	173	242	126	170	121	297	161	134	80	130	87	80	42	38	17	24	39	8
	100.0	100.0	100.0	100.0	100.0	100.0	100.0	100.0	100.0	100.0	100.0	100.0	100.0	100.0	100.0	100.0	100.0	100.0	100.0	100.0
Total Important	575	336	138	197	95	141	101	197	108	88	49	92	56	35	18	17	8	7	19	7
	71.6	80.7	80.0	81.2	74.9	82.6	84.0	66.4	67.4	65.7	62.0	70.6	64.1	43.1	42.2	44.2	47.5	28.6	50.3	81.3
Total Not Important	209	70	32	38	26	28	16	95	50	43	27	37	30	44	22	21	7	17	19	1
	26.1	16.8	18.3	15.6	20.5	16.3	13.6	32.0	31.2	32.3	34.2	28.8	34.7	54.3	53.0	55.8	40.5	71.4	49.7	8.1
No Opinion	18	11	3	8	6	2	3	5	2	3	3	1	1	2	2		2			1
	2.3	2.5	1.7	3.2	4.6	1.1	2.4	1.6	1.4	2.0	3.8	0.6	1.2	2.5	4.9		12.0			10.6
Very Important	312	186	72	114	46	83	57	107	63	44	28	50	29	15	5	9	4	3	7	5
	38.9	44.5	41.4	46.9	36.8	48.5	47.0	36.1	39.0	33.1	35.2	38.4	33.6	18.2	12.4	24.5	25.0	11.5	19.3	60.4
Somewhat Important	262	151	67	83	48	58	45	90	46	44	21	42	27	20	13	8	4	4	12	2
	32.7	36.2	38.6	34.3	38.1	34.1	37.0	30.3	28.4	32.6	26.8	32.3	30.5	25.0	29.7	19.7	22.5	17.1	31.0	20.9
Not Important at All	63	16	9	6	5	8	3	30	17	12	4	14	12	16	10	6		5	12	1
	7.8	3.8	5.2	2.7	3.9	4.6	2.5	10.2	10.5	9.3	5.3	10.7	13.9	20.3	23.9	16.4		19.2	30.0	6.8
Not Too Important	146	54	23	31	21	20	13	65	33	31	23	23	18	27	12	15	7	13	8	1.3
	18.2	13.0	13.1	12.9	16.5	11.7	11.1	21.8	20.7	23.0	28.9	18.1	20.8	34.0	29.1	39.4	40.5	52.2	19.7	

Table 11

Please indicate how important the following Parks and Open Space Division responsibilities and functions are.

T7E. Open Space land acquisitions

	Tenure in Louisville						Familiarity With Parks and Open Space				Parks Division Job Approval				Open Space Division Job Approval				
	TOTAL	Less 2yrs	2 5y	5 10y	10 15y	15 20y	More 20y	Very Fam	Smwt Fam	Not Too	Not All	Tot Apr	Strg Apr	Tot Dis	Strg Dis	Tot Apr	Strg Apr	Tot Dis	Strg Dis
TOTAL	802	53	108	110	106	97	321	506	257	30	9	682	351	62	20	661	348	98	39
	100.0	100.0	100.0	100.0	100.0	100.0	100.0	100.0	100.0	100.0	100.0	100.0	100.0	100.0	100.0	100.0	100.0	100.0	100.0
Total Important	575	38	78	80	80	74	223	373	174	20	7	509	275	24	4	502	283	44	16
	71.6	71.0	72.0	72.9	75.1	76.6	69.5	73.7	67.9	65.4	81.9	74.7	78.3	39.4	21.2	75.9	81.4	45.1	40.0
Total Not Important	209	12	28	26	23	21	95	128	72	8		162	68	35	15	148	58	53	23
	26.1	21.8	25.5	23.9	22.1	21.8	29.6	25.3	28.2	27.8		23.8	19.5	56.9	71.4	22.4	16.6	54.1	58.0
No Opinion	18	4	3	4	3	2	3	5	10	2	2	11	8	2	2	11	7	1	1
	2.3	7.3	2.5	3.2	2.8	1.6	0.9	0.9	3.9	6.7	18.1	1.6	2.3	3.7	7.5	1.7	2.0	0.8	2.0
Very Important	312	19	43	34	45	39	130	222	81	5	4	276	160	14	2	268	162	28	13
	38.9	35.3	40.2	31.2	42.4	40.3	40.7	43.8	31.7	17.1	45.2	40.5	45.6	23.0	10.2	40.6	46.4	28.2	32.2
Somewhat Important	262	19	34	46	35	35	93	151	93	15	3	233	115	10	2	233	121	17	3
	32.7	35.7	31.8	41.7	32.7	36.3	28.9	29.9	36.2	48.4	36.7	34.1	32.6	16.4	10.9	35.3	34.9	16.9	7.8
Not Important at All	63	2	7	8	6	4	34	43	20			43	13	17	7	37	11	24	15
	7.8	4.6	6.6	7.0	5.9	4.1	10.7	8.5	7.6			6.3	3.6	28.2	35.0	5.6	3.2	24.7	39.6
Not Too Important	146	9	20	19	17	17	60	85	53	8		119	56	18	7	111	47	29	7
	18.2	17.2	19.0	16.9	16.2	17.8	18.9	16.8	20.6	27.8		17.5	15.9	28.7	36.4	16.8	13.4	29.4	18.3

Table 11

Please indicate how important the following Parks and Open Space Division responsibilities and functions are.

T7E. Open Space land acquisitions

	Opinion 0.375% Sales Tax Extension						Informed Opinion 0.375% Sales Tax Extension					City Spends Money Wisely				Opinion of Amount of Open Space		
	TOTAL	Tot Yes	Def Yes	Tot No	Def No	Und	Tot Yes	Def Yes	Tot No	Def No	Und	Tot Agr	Strg Agr	Tot Dis	Strg Dis	Too Much	Right Amt	Not Engh
TOTAL	802	655	471	115	56	31	669	509	99	53	34	535	210	156	69	36	485	247
	100.0	100.0	100.0	100.0	100.0	100.0	100.0	100.0	100.0	100.0	100.0	100.0	100.0	100.0	100.0	100.0	100.0	100.0
Total Important	575	518	403	39	15	18	532	433	31	17	11	431	169	65	24	4	313	241
	71.6	79.0	85.5	33.9	26.4	56.6	79.6	85.0	31.5	32.8	33.0	80.5	80.6	41.4	34.3	11.9	64.6	97.6
Total Not Important	209	122	62	76	41	11	122	66	68	36	19	97	37	88	43	31	162	6
	26.1	18.6	13.2	66.1	73.6	34.2	18.2	13.1	68.5	67.2	56.3	18.1	17.6	56.5	62.3	88.1	33.5	2.4
No Opinion	18	15	6			3	15	10			4	8	4	3	2		9	
	2.3	2.4	1.3			9.2	2.2	1.9			10.7	1.4	1.9	2.1	3.4		1.9	
Very Important	312	290	245	15	2	8	295	252	11	6	6	247	108	25	8	3	113	191
	38.9	44.2	52.0	13.0	3.7	24.3	44.1	49.5	10.9	12.2	17.9	46.2	51.6	16.3	11.7	7.4	23.3	77.3
Somewhat Important	262	228	158	24	13	10	237	181	20	11	5	183	61	39	16	2	200	50
	32.7	34.8	33.6	20.9	22.7	32.4	35.4	35.5	20.6	20.7	15.1	34.3	29.0	25.1	22.6	4.5	41.3	20.3
Not Important at All	63	25	8	36	24	1	22	10	34	20	7	22	9	35	21	22	38	
	7.8	3.9	1.7	31.4	42.9	3.7	3.3	1.9	34.1	37.7	19.9	4.2	4.3	22.5	30.6	61.4	7.9	
Not Too Important	146	97	54	40	17	10	100	57	34	16	12	74	28	53	22	10	124	6
	18.2	14.7	11.5	34.7	30.7	30.5	14.9	11.2	34.4	29.5	36.5	13.9	13.3	34.0	31.7	26.7	25.6	2.4

Table 11

Please indicate how important the following Parks and Open Space Division responsibilities and functions are.

T7E. Open Space land acquisitions

	Opinion of 15-Year Extension					Opinion of 20-Year Extension					Opinion of Continuing Tax					Opinion 0.5% Sales Tax					
	TOTAL	Tot Sup	Def Sup	Tot Opp	Def Opp	Und	Tot Sup	Def Sup	Tot Opp	Def Opp	Und	Tot Sup	Def Sup	Tot Opp	Def Opp	Und	Tot Yes	Def Yes	Tot No	Def No	Und
TOTAL	802	599	417	151	106	52	521	340	203	137	78	492	323	222	162	88	513	318	203	113	85
	100.0	100.0	100.0	100.0	100.0	100.0	100.0	100.0	100.0	100.0	100.0	100.0	100.0	100.0	100.0	100.0	100.0	100.0	100.0	100.0	100.0
Total Important	575	497	364	50	32	28	440	297	89	44	46	421	283	100	60	53	435	282	84	37	55
	71.6	83.0	87.2	32.9	30.4	53.5	84.4	87.3	43.7	32.4	59.3	85.7	87.4	45.1	36.8	60.3	84.9	88.7	41.2	32.5	64.8
Total Not Important	209	91	51	99	73	19	72	38	109	90	28	65	37	119	100	26	73	33	116	76	19
	26.1	15.2	12.2	65.5	68.8	37.2	13.8	11.3	53.9	65.8	35.9	13.1	11.5	53.4	61.7	29.3	14.3	10.2	57.2	66.7	22.7
No Opinion	18	11	3	2	1	5	10	5	5	2	4	6	4	3	2	9	4	3	3	1	11
	2.3	1.8	0.7	1.6	0.8	9.3	1.9	1.4	2.4	1.8	4.8	1.2	1.1	1.5	1.5	10.4	0.9	1.1	1.6	0.7	12.5
Very Important	312	279	230	20	14	13	254	198	38	21	20	248	192	42	30	22	256	188	29	15	28
	38.9	46.6	55.0	12.9	13.4	25.9	48.8	58.1	19.0	15.6	25.0	50.4	59.4	18.8	18.5	25.4	49.9	59.2	14.1	13.0	32.2
Somewhat Important	262	218	134	30	18	14	185	100	50	23	27	173	91	59	30	31	179	94	55	22	28
	32.7	36.4	32.2	20.0	16.9	27.6	35.6	29.3	24.7	16.8	34.4	35.2	28.1	26.3	18.3	34.9	35.0	29.5	27.1	19.6	32.6
Not Important at All	63	11	6	43	34	9	8	6	44	41	10	10	7	44	41	9	11	4	48	37	4
	7.8	1.8	1.4	28.5	32.2	17.4	1.6	1.7	21.7	30.0	13.2	2.1	2.1	19.8	25.4	9.7	2.2	1.4	23.3	32.4	4.7
Not Too Important	146	80	45	56	39	10	63	33	65	49	18	54	30	75	59	17	62	28	69	39	15
	18.2	13.3	10.8	37.0	36.6	19.8	12.1	9.6	32.1	35.8	22.7	11.0	9.4	33.6	36.3	19.6	12.1	8.9	33.8	34.3	18.0

Table 12

Please indicate how important the following Parks and Open Space Division responsibilities and functions are.

T7F. Fire mitigation activities on City land

	Gender~Marital Status							Age~Gender												
	TOTAL	Men	Men Marr	Men Sing	Wom	Wom Marr	Wom Sing	18-34	35-44	18-44	18-44 Men	18-44 Wom	45-54	55-64	45-64	45-64 Men	45-64 Wom	65+	65+ Men	65+ Wom
TOTAL	802	379	289	80	419	269	132	104	120	225	117	106	152	176	329	154	174	249	108	139
	100.0	100.0	100.0	100.0	100.0	100.0	100.0	100.0	100.0	100.0	100.0	100.0	100.0	100.0	100.0	100.0	100.0	100.0	100.0	100.0
Total Important	759	351	268	74	405	261	128	95	114	209	105	102	140	170	310	141	168	241	105	135
	94.6	92.6	92.7	91.4	96.6	96.9	96.9	91.0	94.7	93.0	90.0	96.3	91.6	96.3	94.1	91.4	96.6	96.8	96.9	96.9
Total Not Important	39	25	20	5	13	8	4	7	6	14	10	4	12	5	17	12	5	8	3	4
	4.9	6.6	7.0	6.0	3.2	2.8	3.1	7.0	5.3	6.1	8.2	3.7	7.9	3.1	5.3	7.8	3.0	3.2	3.1	3.1
No Opinion	4	3	1	2	1	1		2		2	2		1	1	2	1	1			
	0.5	0.8	0.4	2.5	0.2	0.3		2.0		0.9	1.8		0.5	0.6	0.6	0.7	0.4			
Very Important	582	257	194	57	322	212	101	79	79	157	79	78	100	123	223	91	131	202	87	114
	72.6	67.9	67.1	71.4	76.9	78.9	76.9	75.5	65.3	70.1	67.3	73.2	65.6	69.6	67.8	59.5	75.2	81.3	80.4	81.9
Somewhat Important	177	94	74	16	83	49	26	16	35	51	27	25	40	47	87	49	37	39	18	21
	22.1	24.7	25.5	20.0	19.7	18.0	20.1	15.5	29.4	22.9	22.7	23.2	26.0	26.7	26.4	32.0	21.4	15.6	16.5	15.0
Not Important at All	7	4	4		2		1	1	2	3	2	1	2		2	1		2	1	1
	0.9	1.1	1.5		0.6		1.1	1.4	1.5	1.4	1.5	1.3	1.1		0.5	1.0		0.9	0.9	0.8
Not Too Important	32	21	16	5	11	8	3	6	5	11	8	2	10	5	16	11	5	6	2	3
	4.0	5.5	5.5	6.0	2.6	2.8	2.0	5.7	3.8	4.7	6.7	2.3	6.8	3.1	4.8	6.9	3.0	2.3	2.2	2.4



Table 12

Please indicate how important the following Parks and Open Space Division responsibilities and functions are.

T7F. Fire mitigation activities on City land

	Democrat Voters						Unaffiliated Voters						Republican Voters					Other Voters		
	TOTAL	Dems	Dem Men	Dem WOM	Dem 18-44	Dem 45-64	Dem 65+	Unaf	Unaf Men	Unaf WOM	Unaf 18-44	Unaf 45-64	Unaf 65+	Reps	Rep Men	Rep WOM	Rep 18-44	Rep 45-64	Rep 65+	Oth Prty
TOTAL	802	417	173	242	126	170	121	297	161	134	80	130	87	80	42	38	17	24	39	8
	100.0	100.0	100.0	100.0	100.0	100.0	100.0	100.0	100.0	100.0	100.0	100.0	100.0	100.0	100.0	100.0	100.0	100.0	100.0	100.0
Total Important	759	402	161	239	121	163	117	271	147	123	71	118	82	78	40	38	15	24	39	8
	94.6	96.3	93.0	98.7	96.0	95.7	97.4	91.5	91.3	91.9	89.1	90.8	94.6	97.5	95.1	100.0	88.0	100.0	100.0	98.7
Total Not Important	39	15	12	3	5	7	3	24	13	10	9	10	5							1.3
	4.9	3.7	7.0	1.3	4.0	4.3	2.6	7.9	8.1	7.6	10.9	7.8	5.4							
No Opinion	4							2	1	1		2		2	2		2			
	0.5							0.6	0.7	0.5		1.4		2.5	4.9		12.0			
Very Important	582	328	120	207	94	129	106	193	106	85	53	75	64	56	29	27	9	17	30	6
	72.6	78.7	69.5	85.3	74.4	75.8	87.5	64.9	66.0	63.4	66.8	57.6	74.0	69.5	68.7	70.2	52.1	69.6	77.0	69.3
Somewhat Important	177	73	41	32	27	34	12	79	41	38	18	43	18	22	11	11	6	7	9	2
	22.1	17.5	23.5	13.3	21.6	20.0	9.9	26.6	25.2	28.5	22.4	33.2	20.6	28.0	26.4	29.8	35.9	30.4	23.0	29.3
Not Important at All	7	3	3		1	1	1	5	2	2	2	1	1							
	0.9	0.6	1.5		0.6	0.4	0.8	1.6	1.1	1.8	3.0	0.7	1.5							
Not Too Important	32	13	10	3	4	7	2	19	11	8	6	9	3							1.3
	4.0	3.1	5.5	1.3	3.3	3.9	1.8	6.4	7.0	5.7	7.9	7.0	3.9							

Table 12

Please indicate how important the following Parks and Open Space Division responsibilities and functions are.

T7F. Fire mitigation activities on City land

	Tenure in Louisville						Familiarity With Parks and Open Space				Parks Division Job Approval				Open Space Division Job Approval				
	TOTAL	Less 2yrs	2 5y	5 10y	10 15y	15 20y	More 20y	Very Fam	Smwt Fam	Not Too	Not All	Tot Apr	Strg Apr	Tot Dis	Strg Dis	Tot Apr	Strg Apr	Tot Dis	Strg Dis
TOTAL	802	53	108	110	106	97	321	506	257	30	9	682	351	62	20	661	348	98	39
	100.0	100.0	100.0	100.0	100.0	100.0	100.0	100.0	100.0	100.0	100.0	100.0	100.0	100.0	100.0	100.0	100.0	100.0	100.0
Total Important	759	53	103	104	98	90	303	476	250	26	7	649	342	56	19	633	335	88	34
	94.6	100.0	95.6	94.2	92.7	93.4	94.5	94.1	97.4	87.0	73.4	95.2	97.4	91.4	93.9	95.7	96.3	90.2	88.3
Total Not Important	39		5	6	6	6	16	29	6	2	2	31	9	5	1	28	13	8	3
	4.9		4.4	5.8	5.4	6.6	4.9	5.7	2.3	6.3	26.6	4.6	2.6	8.6	6.1	4.3	3.7	8.7	8.9
No Opinion	4				2		2	1	1	2		2						1	1
	0.5				1.9		0.6	0.2	0.3	6.7		0.3						1.1	2.8
Very Important	582	47	85	75	73	61	236	362	191	23	6	501	282	41	13	487	277	66	29
	72.6	87.5	78.5	68.3	68.6	63.4	73.7	71.6	74.6	74.6	63.3	73.5	80.3	66.8	64.5	73.6	79.7	66.9	74.5
Somewhat Important	177	7	18	28	26	29	67	113	59	4	1	147	60	15	6	146	58	23	5
	22.1	12.5	17.1	25.8	24.1	30.0	20.8	22.4	22.9	12.4	10.1	21.6	17.1	24.6	29.4	22.1	16.7	23.3	13.9
Not Important at All	7			1	2	1	4	5	1	1		5	2	2	1	6	2	1	1
	0.9			0.7	1.5	0.7	1.3	0.9	0.5	3.5		0.7	0.5	3.9	5.6	0.9	0.5	1.3	2.6
Not Too Important	32		5	6	4	6	12	24	4	1	2	26	7	3	0.5	22	11	7	2
	4.0		4.4	5.1	3.9	5.9	3.7	4.8	1.7	2.8	26.6	3.9	2.1	4.7		3.4	3.2	7.4	6.3

Table 12

Please indicate how important the following Parks and Open Space Division responsibilities and functions are.

T7F. Fire mitigation activities on City land

	Opinion 0.375% Sales Tax Extension						Informed Opinion 0.375% Sales Tax Extension					City Spends Money Wisely				Opinion of Amount of Open Space		
	TOTAL	Tot Yes	Def Yes	Tot No	Def No	Und	Tot Yes	Def Yes	Tot No	Def No	Und	Tot Agr	Strg Agr	Tot Dis	Strg Dis	Too Much	Right Amt	Not Engh
TOTAL	802	655	471	115	56	31	669	509	99	53	34	535	210	156	69	36	485	247
	100.0	100.0	100.0	100.0	100.0	100.0	100.0	100.0	100.0	100.0	100.0	100.0	100.0	100.0	100.0	100.0	100.0	100.0
Total Important	759	626	451	105	50	28	641	489	88	45	30	515	203	139	59	35	464	228
	94.6	95.5	95.7	90.7	88.1	90.4	95.8	96.1	89.1	85.4	87.8	96.3	96.5	88.9	84.9	99.4	95.8	92.5
Total Not Important	39	27	19	11	7	1	27	20	11	8	1	20	7	16	10	0.6	20	17
	4.9	4.2	4.1	9.3	11.9	3.1	4.0	3.9	10.9	14.6	4.1	3.7	3.5	10.4	15.1		4.2	6.8
No Opinion	4	2	1			2	1				3			1				2
	0.5	0.3	0.2			6.5	0.2				8.1			0.7				0.7
Very Important	582	494	368	68	32	20	504	401	56	25	23	409	168	90	38	28	361	172
	72.6	75.4	78.0	58.8	56.5	64.4	75.3	78.7	56.4	46.5	66.1	76.5	79.9	57.4	54.7	78.1	74.4	69.9
Somewhat Important	177	132	83	37	18	8	137	89	32	21	7	106	35	49	21	8	104	56
	22.1	20.1	17.6	31.9	31.6	25.9	20.5	17.4	32.7	38.9	21.7	19.8	16.6	31.5	30.2	21.3	21.4	22.6
Not Important at All	7	3	3	4	3		3	2	4	4		1		6	4	0.6	5	2
	0.9	0.5	0.7	3.4	5.1		0.5	0.4	3.9	7.3		0.3		3.6	5.3		1.1	0.6
Not Too Important	32	24	16	7	4	1	24	18	7	4	1	18	7	10	7		15	15
	4.0	3.7	3.4	5.9	6.7	3.1	3.5	3.5	6.9	7.3	4.1	3.4	3.5	6.7	9.8		3.1	6.1

Table 12

Please indicate how important the following Parks and Open Space Division responsibilities and functions are.

T7F. Fire mitigation activities on City land

	Opinion of 15-Year Extension					Opinion of 20-Year Extension					Opinion of Continuing Tax					Opinion 0.5% Sales Tax					
	TOTAL	Tot Sup	Def Sup	Tot Opp	Def Opp	Und	Tot Sup	Def Sup	Tot Opp	Def Opp	Und	Tot Sup	Def Sup	Tot Opp	Def Opp	Und	Tot Yes	Def Yes	Tot No	Def No	Und
TOTAL	802	599	417	151	106	52	521	340	203	137	78	492	323	222	162	88	513	318	203	113	85
	100.0	100.0	100.0	100.0	100.0	100.0	100.0	100.0	100.0	100.0	100.0	100.0	100.0	100.0	100.0	100.0	100.0	100.0	100.0	100.0	100.0
Total Important	759	573	397	137	94	49	499	323	185	124	75	468	305	206	148	85	491	305	186	99	82
	94.6	95.7	95.0	90.5	88.7	94.6	95.8	95.0	91.4	90.3	95.4	95.1	94.3	92.7	91.1	96.8	95.8	95.9	91.4	87.6	95.7
Total Not Important	39	26	21	13	11		22	17	16	12	1	23	18	16	14		22	13	16	13	1
	4.9	4.3	5.0	8.7	10.2		4.2	5.0	8.1	8.9	1.1	4.6	5.7	7.3	8.9		4.2	4.1	8.1	11.4	1.0
No Opinion	4			1	1	3			1	1	3	1				3			1	1	3
	0.5			0.7	1.0	5.4			0.5	0.8	3.5	0.2				3.2			0.5	1.0	3.2
Very Important	582	451	326	90	60	41	393	265	129	83	60	376	248	141	99	65	396	244	124	66	62
	72.6	75.2	78.1	59.7	56.6	80.0	75.4	77.8	63.7	60.0	76.8	76.5	76.8	63.2	60.8	74.4	77.2	76.8	60.9	58.4	72.6
Somewhat Important	177	123	71	47	34	8	106	59	56	42	15	92	57	66	49	20	95	61	62	33	20
	22.1	20.5	16.9	30.9	32.1	14.6	20.4	17.3	27.7	30.3	18.6	18.6	17.5	29.5	30.3	22.4	18.6	19.1	30.4	29.2	23.1
Not Important at All	7	3	3	4	4		3	3	4	4		3	3	4	4		1	1	6	5	
	0.9	0.5	0.8	2.6	3.6		0.6	1.0	1.9	2.8		0.7	1.0	1.7	2.4		0.3	0.4	2.8	4.1	
Not Too Important	32	23	18	9	7		19	14	12	8	1	20	15	12	11		20	12	11	8	1
	4.0	3.8	4.2	6.2	6.6		3.6	4.0	6.1	6.1	1.1	4.0	4.7	5.6	6.5		4.0	3.7	5.3	7.3	1.0

Table 13

T8. Do you agree or disagree with the following statement? "The City of Louisville is fiscally responsible and spends taxpayer money wisely."

	Gender~Marital Status							Age~Gender												
	TOTAL	Men	Men Marr	Men Sing	Wom	Wom Marr	Wom Sing	18-34	35-44	18-44	18-44 Men	18-44 Wom	45-54	55-64	45-64	45-64 Men	45-64 Wom	65+	65+ Men	65+ Wom
TOTAL	802	379	289	80	419	269	132	104	120	225	117	106	152	176	329	154	174	249	108	139
	100.0	100.0	100.0	100.0	100.0	100.0	100.0	100.0	100.0	100.0	100.0	100.0	100.0	100.0	100.0	100.0	100.0	100.0	100.0	100.0
Total Agree	535	245	192	49	288	195	85	56	88	144	75	68	101	123	224	101	122	167	69	98
	66.7	64.7	66.2	60.6	68.7	72.6	64.4	53.8	72.9	64.0	64.3	63.9	66.3	69.5	68.0	66.0	70.2	67.3	63.3	70.3
Total Disagree	156	91	71	15	64	36	20	17	14	30	13	17	31	38	69	42	26	57	35	21
	19.5	23.9	24.6	18.7	15.2	13.4	15.3	15.9	11.4	13.5	11.1	15.6	20.5	21.5	21.0	27.4	14.9	22.9	32.6	15.4
Unsure	111	43	27	17	67	37	27	32	19	51	29	22	20	16	36	10	26	24	4	20
No Opinion	13.8	11.4	9.2	20.7	16.1	13.9	20.4	30.3	15.7	22.5	24.6	20.5	13.1	9.1	10.9	6.6	14.9	9.8	4.1	14.2
Strongly Agree	210	95	78	16	115	75	36	17	39	57	30	26	37	49	85	40	45	68	24	44
	26.2	25.0	27.0	19.5	27.4	27.7	27.7	16.6	32.6	25.2	25.9	24.3	24.0	27.6	25.9	26.3	25.7	27.5	22.1	31.8
Somewhat Agree	325	150	114	33	173	121	48	39	48	87	45	42	64	74	138	61	77	99	45	54
	40.5	39.7	39.2	41.2	41.3	44.9	36.7	37.2	40.3	38.9	38.4	39.6	42.3	41.9	42.1	39.7	44.5	39.8	41.2	38.5
Strongly Disagree	69	38	30	8	30	17	10	10	7	17	9	8	13	13	27	12	14	25	17	8
	8.6	10.0	10.2	10.6	7.1	6.3	7.4	9.7	6.0	7.7	7.4	7.7	8.8	7.5	8.1	7.9	7.9	10.2	16.1	5.8
Somewhat Disagree	87	52	42	7	34	19	10	6	7	13	4	8	18	25	43	30	12	32	18	13
	10.9	13.8	14.3	8.1	8.1	7.1	7.8	6.1	5.4	5.8	3.8	7.8	11.7	14.0	12.9	19.6	7.0	12.7	16.5	9.7

Table 13

T8. Do you agree or disagree with the following statement? "The City of Louisville is fiscally responsible and spends taxpayer money wisely."

	Democrat Voters						Unaffiliated Voters						Republican Voters					Other Voters		
	TOTAL	Dems	Dem Men	Dem WOM	Dem 18-44	Dem 45-64	Dem 65+	Unaf	Unaf Men	Unaf WOM	Unaf 18-44	Unaf 45-64	Unaf 65+	Reps	Rep Men	Rep WOM	Rep 18-44	Rep 45-64	Rep 65+	Oth Prty
TOTAL	802	417	173	242	126	170	121	297	161	134	80	130	87	80	42	38	17	24	39	8
	100.0	100.0	100.0	100.0	100.0	100.0	100.0	100.0	100.0	100.0	100.0	100.0	100.0	100.0	100.0	100.0	100.0	100.0	100.0	100.0
Total Agree	535	304	122	181	80	128	96	192	107	84	59	81	51	35	14	21	3	12	20	4
	66.7	72.8	70.5	74.6	63.3	75.1	79.5	64.6	66.3	63.0	74.6	62.5	58.8	43.6	33.2	55.1	17.2	51.2	50.5	54.6
Total Disagree	156	48	25	23	14	22	12	69	41	26	8	36	25	38	24	13	9	9	19	2
	19.5	11.5	14.3	9.3	10.7	13.1	10.2	23.1	25.7	19.5	9.9	27.6	28.5	46.8	57.1	35.4	51.7	38.9	49.5	28.0
Unsure	111	65	26	39	33	20	13	36	13	23	12	13	11	8	4	4	5	2		1
No Opinion	13.8	15.7	15.2	16.1	26.0	11.8	10.4	12.2	8.0	17.4	15.5	9.9	12.7	9.6	9.7	9.5	31.1	9.8		17.3
Strongly Agree	210	133	53	79	32	54	46	57	35	22	22	23	12	18	5	13	2	6	10	2
	26.2	31.9	30.9	32.6	25.6	32.0	38.2	19.3	22.0	16.4	27.8	17.9	13.7	22.7	12.0	34.4	10.6	24.9	26.6	21.0
Somewhat Agree	325	171	68	102	48	73	50	134	71	63	37	58	39	17	9	8	1	6	9	3
	40.5	40.9	39.6	42.0	37.7	43.1	41.3	45.3	44.3	46.6	46.8	44.6	45.1	21.0	21.2	20.7	6.7	26.3	23.9	33.6
Strongly Disagree	69	14	5	8	5	4	4	34	18	15	6	18	10	21	15	6	6	3	12	1
	8.6	3.3	2.8	3.5	4.3	2.5	3.4	11.4	11.4	11.0	7.7	13.8	11.1	26.0	35.5	15.5	33.7	14.3	30.0	11.9
Somewhat Disagree	87	34	20	14	8	18	8	35	23	12	2	18	15	17	9	8	3	6	8	1
	10.9	8.2	11.4	5.8	6.4	10.6	6.8	11.7	14.3	8.6	2.2	13.8	17.4	20.7	21.5	19.9	18.0	24.6	19.5	16.1

City of Louisville Parks and Open Space Ballot Measure Survey, 802n, +-3.38% MoE, April 20th - May 4th, 2023, Weighted Crosstabs  
 Table 13  
 T8. Do you agree or disagree with the following statement? "The City of Louisville is fiscally responsible and spends taxpayer money wisely."

	Tenure in Louisville							Familiarity With Parks and Open Space				Parks Division Job Approval				Open Space Division Job Approval			
	TOTAL	Less 2yrs	2 5y	5 10y	10 15y	15 20y	More 20y	Very Fam	Smwt Fam	Not Too	Not All	Tot Apr	Strg Apr	Tot Dis	Strg Dis	Tot Apr	Strg Apr	Tot Dis	Strg Dis
TOTAL	802	53	108	110	106	97	321	506	257	30	9	682	351	62	20	661	348	98	39
	100.0	100.0	100.0	100.0	100.0	100.0	100.0	100.0	100.0	100.0	100.0	100.0	100.0	100.0	100.0	100.0	100.0	100.0	100.0
Total Agree	535	25	74	83	76	70	206	341	174	16	4	493	288	17	4	482	280	35	12
	66.7	46.1	68.7	75.5	71.2	72.5	64.4	67.4	67.6	52.1	49.4	72.3	82.0	27.8	17.3	72.9	80.5	36.0	30.3
Total Disagree	156	1	6	17	19	19	90	113	39	3	2	106	25	43	17	93	22	58	25
	19.5	2.3	5.6	15.3	17.8	19.4	27.9	22.3	15.1	10.3	18.1	15.5	7.0	69.2	82.7	14.0	6.5	59.0	64.9
Unsure	111	27	28	10	12	8	25	52	45	11	3	83	39	2		87	45	5	2
No Opinion	13.8	51.6	25.6	9.2	11.0	8.1	7.7	10.3	17.3	37.6	32.5	12.2	11.0	3.1		13.1	13.1	5.0	4.8
Strongly Agree	210	15	36	29	32	25	74	148	54	6	2	198	154	5	4	192	142	10	5
	26.2	28.2	33.3	26.2	29.8	25.8	23.0	29.3	21.0	20.8	17.6	29.0	43.8	7.4	17.3	29.0	40.9	9.8	13.0
Somewhat Agree	325	10	38	54	44	45	133	193	120	9	3	295	134	13		290	138	26	7
	40.5	17.9	35.4	49.3	41.4	46.7	41.4	38.1	46.5	31.3	31.8	43.3	38.1	20.4		43.8	39.5	26.1	17.3
Strongly Disagree	69		1	8	8	8	41	55	13		2	41	11	26	13	36	6	29	14
	8.6		1.0	6.8	7.1	8.2	12.8	10.9	4.9		18.1	6.0	3.0	41.5	65.4	5.4	1.7	30.0	35.1
Somewhat Disagree	87	1	5	9	11	11	48	58	26	3		65	14	17	4	57	16	28	12
	10.9	2.3	4.6	8.5	10.7	11.2	15.1	11.4	10.2	10.3		9.5	4.0	27.7	17.3	8.6	4.7	29.0	29.9

Table 13

T8. Do you agree or disagree with the following statement? "The City of Louisville is fiscally responsible and spends taxpayer money wisely."

	Opinion 0.375% Sales Tax Extension					Informed Opinion 0.375% Sales Tax Extension					City Spends Money Wisely				Opinion of Amount of Open Space			
	TOTAL	Tot Yes	Def Yes	Tot No	Def No	Und	Tot Yes	Def Yes	Tot No	Def No	Und	Tot Agr	Strg Agr	Tot Dis	Strg Dis	Too Much	Right Amt	Not Engh
TOTAL	802	655	471	115	56	31	669	509	99	53	34	535	210	156	69	36	485	247
	100.0	100.0	100.0	100.0	100.0	100.0	100.0	100.0	100.0	100.0	100.0	100.0	100.0	100.0	100.0	100.0	100.0	100.0
Total Agree	535	490	370	35	13	10	496	398	24	15	14	535	210			11	319	191
	66.7	74.8	78.5	30.1	22.8	32.4	74.2	78.1	24.5	28.3	42.3	100.0	100.0			29.5	65.8	77.5
Total Disagree	156	68	34	77	44	12	71	40	73	38	12			156	69	23	106	25
	19.5	10.3	7.2	66.7	77.2	37.4	10.6	7.8	74.3	71.7	34.8			100.0	100.0	64.0	21.9	10.0
Unsure	111	98	67	4		9	102	72	1		8					2	60	31
No Opinion	13.8	14.9	14.3	3.1		30.2	15.2	14.1	1.3		22.9					6.5	12.4	12.5
Strongly Agree	210	201	175	9	6		200	182	8	6	2	210	210			4	112	85
	26.2	30.7	37.1	7.8	11.4		29.9	35.7	8.2	10.4	4.9	39.3	100.0			11.6	23.2	34.4
Somewhat Agree	325	289	195	26	6	10	296	216	16	10	13	325				6	206	106
	40.5	44.1	41.4	22.3	11.4	32.4	44.2	42.4	16.3	17.9	37.5	60.7				17.9	42.5	43.1
Strongly Disagree	69	24	5	42	30	4	24	10	43	30	2			69	69	14	52	3
	8.6	3.6	1.2	36.5	53.1	11.3	3.6	2.0	43.8	56.2	6.6			44.3	100.0	37.9	10.6	1.4
Somewhat Disagree	87	44	28	35	14	8	47	29	30	8	10			87		9	54	21
	10.9	6.7	6.0	30.2	24.1	26.1	7.1	5.7	30.5	15.5	28.2			55.7		26.1	11.2	8.6



Table 13

T8. Do you agree or disagree with the following statement? "The City of Louisville is fiscally responsible and spends taxpayer money wisely."

	Opinion of 15-Year Extension						Opinion of 20-Year Extension					Opinion of Continuing Tax					Opinion 0.5% Sales Tax				
	TOTAL	Tot Sup	Def Sup	Tot Opp	Def Opp	Und	Tot Sup	Def Sup	Tot Opp	Def Opp	Und	Tot Sup	Def Sup	Tot Opp	Def Opp	Und	Tot Yes	Def Yes	Tot No	Def No	Und
TOTAL	802	599	417	151	106	52	521	340	203	137	78	492	323	222	162	88	513	318	203	113	85
	100.0	100.0	100.0	100.0	100.0	100.0	100.0	100.0	100.0	100.0	100.0	100.0	100.0	100.0	100.0	100.0	100.0	100.0	100.0	100.0	100.0
Total Agree	535	465	325	50	31	20	410	263	89	48	36	383	248	102	64	49	404	255	84	31	46
	66.7	77.6	77.9	33.3	29.4	38.4	78.7	77.4	43.9	34.7	45.7	77.9	76.7	46.1	39.5	55.8	78.8	80.0	41.3	27.2	54.4
Total Disagree	156	48	30	92	71	17	37	23	104	82	15	36	23	109	91	12	44	17	104	77	9
	19.5	8.0	7.1	60.8	66.7	32.7	7.1	6.7	51.3	59.7	19.7	7.3	7.1	49.0	56.1	13.2	8.5	5.2	50.9	67.8	11.0
Unsure	111	87	63	9	4	15	74	54	10	8	27	72	52	11	7	27	65	47	16	6	30
No Opinion	13.8	14.5	15.0	6.0	4.0	29.0	14.2	15.9	4.8	5.7	34.6	14.7	16.2	5.0	4.4	31.0	12.7	14.8	7.8	5.0	34.7
Strongly Agree	210	192	153	14	9	5	178	127	27	14	5	169	122	29	20	12	174	122	21	9	16
	26.2	32.0	36.5	9.1	8.4	8.9	34.2	37.3	13.4	10.5	5.9	34.3	37.6	13.2	12.2	13.7	33.9	38.3	10.1	8.4	18.3
Somewhat Agree	325	273	172	37	22	15	232	137	62	33	31	215	126	73	44	37	230	133	63	21	31
	40.5	45.6	41.3	24.2	21.0	29.5	44.5	40.2	30.5	24.1	39.8	43.7	39.1	32.9	27.3	42.1	44.9	41.7	31.2	18.8	36.1
Strongly Disagree	69	13	7	50	45	7	11	4	54	46	5	11	5	55	51	4	15	4	53	45	1
	8.6	2.1	1.6	33.2	42.4	12.6	2.1	1.1	26.4	33.7	6.4	2.2	1.6	24.7	31.3	4.2	2.9	1.1	26.2	39.3	1.6
Somewhat Disagree	87	35	23	42	26	10	26	19	50	36	10	25	18	54	40	8	29	13	50	32	8
	10.9	5.8	5.6	27.6	24.3	20.1	5.0	5.6	24.9	25.9	13.3	5.2	5.6	24.2	24.8	8.9	5.6	4.1	24.7	28.5	9.3

Table 14

Before we continue, it is important to understand that the City has not determined the specifics of a ballot measure that will be placed on the November ballot regarding funding for parks, trails, and open space. However, your participation in this survey and sharing your honest opinions will influence those decisions. So, let's continue the survey now.

T9. As you may know, in 2002, Louisville voters approved a 0.375% sales tax increase to create a dedicated funding source for the maintenance of parks, trails, open space, and land acquisition. In 2012, voters approved an extension of this tax for another 10 years, and the tax expires at the end of 2023. The City is considering a ballot measure asking voters to approve or reject another 10-year extension of the tax. The 0.375% sales tax generates \$2.85 million annually and costs a consumer 3.75 cents on a \$10 purchase of taxable items. If an election were held today, would you vote yes and approve or vote no and reject an extension of the 0.375% sales tax for 10 years to generate a \$2.85 million dedicated funding source for the maintenance of parks, trails, open space, and land acquisition?

	Gender~Marital Status							Age~Gender												
	TOTAL	Men	Men Marr	Men Sing	Wom	Wom Marr	Wom Sing	18-34	35-44	18-44	18-44 Men	18-44 WOM	45-54	55-64	45-64	45-64 Men	45-64 WOM	65+	65+ Men	65+ WOM
TOTAL	802	379	289	80	419	269	132	104	120	225	117	106	152	176	329	154	174	249	108	139
	100.0	100.0	100.0	100.0	100.0	100.0	100.0	100.0	100.0	100.0	100.0	100.0	100.0	100.0	100.0	100.0	100.0	100.0	100.0	100.0
Total Yes, Approve	655	303	237	62	350	223	114	87	105	192	95	96	128	142	271	128	142	193	79	113
	81.7	79.9	81.8	76.9	83.5	83.0	86.8	83.5	87.4	85.6	81.7	90.1	84.2	80.6	82.3	83.4	81.7	77.4	73.1	80.8
Total No, Reject	115	63	46	13	50	35	11	8	12	21	13	8	20	27	46	25	20	48	26	22
	14.4	16.7	15.9	15.7	12.0	13.0	8.4	8.2	10.1	9.2	10.8	7.2	12.9	15.1	14.1	16.1	11.8	19.5	23.9	16.0
Undecided	31	13	7	6	19	11	6	9	3	12	9	3	4	8	12	1	11	8	3	4
	3.9	3.3	2.3	7.4	4.4	4.0	4.7	8.4	2.5	5.2	7.4	2.7	2.9	4.3	3.6	0.5	6.5	3.1	3.0	3.2
Definitely Yes, Approve	471	221	174	46	248	157	82	65	87	152	81	70	90	94	184	85	98	135	54	80
	58.7	58.3	60.0	57.0	59.2	58.3	62.6	62.2	72.5	67.7	69.5	65.7	58.8	53.5	55.9	55.5	56.6	54.3	50.2	57.4
Probably Yes, Approve	184	82	63	16	102	67	32	22	18	40	14	26	39	48	87	43	44	57	25	33
	23.0	21.6	21.8	19.9	24.4	24.7	24.3	21.3	14.9	17.9	12.2	24.4	25.4	27.2	26.3	27.8	25.1	23.1	22.9	23.4
Definitely No, Reject	56	36	28	5	19	11	5	5	6	11	7	3	9	11	20	12	7	26	17	9
	7.0	9.5	9.7	6.7	4.6	4.1	4.0	4.8	5.1	5.0	6.3	3.3	5.7	6.2	5.9	7.8	4.0	10.3	15.5	6.2
Probably No, Reject	59	27	18	7	31	24	6	4	6	9	5	4	11	16	27	13	14	23	9	14
	7.3	7.2	6.2	8.9	7.5	8.9	4.4	3.4	4.9	4.2	4.6	3.9	7.2	8.9	8.1	8.3	7.8	9.1	8.4	9.8

Table 14

Before we continue, it is important to understand that the City has not determined the specifics of a ballot measure that will be placed on the November ballot regarding funding for parks, trails, and open space. However, your participation in this survey and sharing your honest opinions will influence those decisions. So, let's continue the survey now.

T9. As you may know, in 2002, Louisville voters approved a 0.375% sales tax increase to create a dedicated funding source for the maintenance of parks, trails, open space, and land acquisition. In 2012, voters approved an extension of this tax for another 10 years, and the tax expires at the end of 2023. The City is considering a ballot measure asking voters to approve or reject another 10-year extension of the tax. The 0.375% sales tax generates \$2.85 million annually and costs a consumer 3.75 cents on a \$10 purchase of taxable items. If an election were held today, would you vote yes and approve or vote no and reject an extension of the 0.375% sales tax for 10 years to generate a \$2.85 million dedicated funding source for the maintenance of parks, trails, open space, and land acquisition?

	Democrat Voters						Unaffiliated Voters						Republican Voters					Other Voters		
	TOTAL	Dems	Dem Men	Dem WOM	Dem 18-44	Dem 45-64	Dem 65+	Unaf	Unaf Men	Unaf WOM	Unaf 18-44	Unaf 45-64	Unaf 65+	Reps	Rep Men	Rep WOM	Rep 18-44	Rep 45-64	Rep 65+	Oth Prty
TOTAL	802	417	173	242	126	170	121	297	161	134	80	130	87	80	42	38	17	24	39	8
	100.0	100.0	100.0	100.0	100.0	100.0	100.0	100.0	100.0	100.0	100.0	100.0	100.0	100.0	100.0	100.0	100.0	100.0	100.0	100.0
Total Yes, Approve	655	386	158	227	118	157	111	229	127	100	68	99	61	35	15	20	5	12	18	6
	81.7	92.5	91.2	93.5	93.2	92.1	92.2	77.0	79.3	74.9	85.6	76.1	70.7	43.9	35.9	52.6	28.3	49.5	47.2	73.3
Total No, Reject	115	21	12	9	6	9	6	55	28	26	8	26	21	38	23	15	6	11	20	1
	14.4	5.0	6.8	3.6	5.0	5.0	5.1	18.6	17.5	19.5	10.1	20.2	24.1	47.0	54.4	38.8	36.5	45.1	52.8	16.1
Undecided	31	10	3	7	2	5	3	13	5	8	3	5	5	7	4	3	6	1		1
	3.9	2.5	2.0	2.9	1.8	2.9	2.6	4.3	3.2	5.6	4.4	3.7	5.2	9.1	9.7	8.5	35.2	5.4		10.6
Definitely Yes, Approve	471	304	126	176	98	121	85	149	86	62	50	60	40	14	6	7	3	1	9	4
	58.7	72.9	73.2	72.7	77.5	71.3	70.2	50.3	53.7	46.4	62.3	46.0	45.7	16.9	14.8	19.1	17.7	5.7	23.5	54.4
Probably Yes, Approve	184	82	31	50	20	35	27	79	41	38	19	39	22	22	9	13	2	11	9	2
	23.0	19.6	18.1	20.8	15.7	20.8	22.0	26.7	25.6	28.5	23.2	30.0	24.9	27.0	21.1	33.5	10.6	43.8	23.7	18.9
Definitely No, Reject	56	7	6	1	3	3	1	29	16	12	6	12	11	19	14	6	2	4	13	1
	7.0	1.7	3.3	0.4	2.4	1.6	1.0	9.9	9.9	9.3	7.6	9.4	12.8	24.3	32.7	15.0	12.0	16.8	34.4	6.8
Probably No, Reject	59	14	6	8	3	6	5	26	12	14	2	14	10	18	9	9	4	7	7	1
	7.3	3.4	3.4	3.2	2.6	3.4	4.1	8.7	7.6	10.2	2.5	10.8	11.4	22.7	21.7	23.9	24.5	28.3	18.4	9.3

Table 14

Before we continue, it is important to understand that the City has not determined the specifics of a ballot measure that will be placed on the November ballot regarding funding for parks, trails, and open space. However, your participation in this survey and sharing your honest opinions will influence those decisions. So, let's continue the survey now.

T9. As you may know, in 2002, Louisville voters approved a 0.375% sales tax increase to create a dedicated funding source for the maintenance of parks, trails, open space, and land acquisition. In 2012, voters approved an extension of this tax for another 10 years, and the tax expires at the end of 2023. The City is considering a ballot measure asking voters to approve or reject another 10-year extension of the tax. The 0.375% sales tax generates \$2.85 million annually and costs a consumer 3.75 cents on a \$10 purchase of taxable items. If an election were held today, would you vote yes and approve or vote no and reject an extension of the 0.375% sales tax for 10 years to generate a \$2.85 million dedicated funding source for the maintenance of parks, trails, open space, and land acquisition?

	Tenure in Louisville						Familiarity With Parks and Open Space				Parks Division Job Approval				Open Space Division Job Approval				
	TOTAL	Less 2yrs	2 5y	5 10y	10 15y	15 20y	More 20y	Very Fam	Smwt Fam	Not Too	Not All	Tot Apr	Strg Apr	Tot Dis	Strg Dis	Tot Apr	Strg Apr	Tot Dis	Strg Dis
TOTAL	802	53	108	110	106	97	321	506	257	30	9	682	351	62	20	661	348	98	39
	100.0	100.0	100.0	100.0	100.0	100.0	100.0	100.0	100.0	100.0	100.0	100.0	100.0	100.0	100.0	100.0	100.0	100.0	100.0
Total Yes, Approve	655	53	96	92	93	86	233	410	214	24	7	581	331	29	6	572	323	50	17
	81.7	100.0	89.2	83.5	87.2	89.3	72.6	81.1	83.2	79.3	81.9	85.2	94.2	46.3	30.7	86.5	92.9	51.0	43.3
Total No, Reject	115		5	14	11	6	75	80	29	4	2	79	13	30	14	69	16	40	19
	14.4		4.2	12.9	10.2	6.6	23.5	15.8	11.4	13.9	18.1	11.6	3.8	47.9	69.3	10.4	4.6	41.2	48.4
Undecided	31		7	4	3	4	13	16	14	2		21	7	4		20	9	8	3
	3.9		6.5	3.6	2.7	4.1	4.0	3.1	5.4	6.7		3.1	2.0	5.8		3.0	2.5	7.8	8.3
Definitely Yes, Approve	471	42	75	70	60	62	161	311	139	16	4	429	268	15	2	426	264	23	10
	58.7	79.8	69.4	64.0	56.5	63.7	50.1	61.5	54.2	54.0	46.8	63.0	76.2	24.2	9.2	64.5	75.8	23.7	26.4
Probably Yes, Approve	184	11	21	21	33	25	72	99	74	8	3	152	63	14	4	146	60	27	7
	23.0	20.2	19.9	19.5	30.7	25.6	22.5	19.6	29.0	25.3	35.1	22.2	18.0	22.1	21.6	22.1	17.1	27.3	16.9
Definitely No, Reject	56		3	9	3	3	35	40	13	1	2	33	4	20	11	28	5	26	14
	7.0		3.2	7.8	2.8	3.3	10.9	8.0	5.1	3.6	18.1	4.9	1.1	32.6	55.9	4.2	1.5	26.3	36.3
Probably No, Reject	59		1	6	8	3	40	40	16	3		46	9	9	3	41	11	15	5
	7.3		1.0	5.1	7.4	3.3	12.6	7.8	6.3	10.3		6.7	2.7	15.4	13.3	6.2	3.1	14.9	12.0

Table 14

Before we continue, it is important to understand that the City has not determined the specifics of a ballot measure that will be placed on the November ballot regarding funding for parks, trails, and open space. However, your participation in this survey and sharing your honest opinions will influence those decisions. So, let's continue the survey now.

T9. As you may know, in 2002, Louisville voters approved a 0.375% sales tax increase to create a dedicated funding source for the maintenance of parks, trails, open space, and land acquisition. In 2012, voters approved an extension of this tax for another 10 years, and the tax expires at the end of 2023. The City is considering a ballot measure asking voters to approve or reject another 10-year extension of the tax. The 0.375% sales tax generates \$2.85 million annually and costs a consumer 3.75 cents on a \$10 purchase of taxable items. If an election were held today, would you vote yes and approve or vote no and reject an extension of the 0.375% sales tax for 10 years to generate a \$2.85 million dedicated funding source for the maintenance of parks, trails, open space, and land acquisition?

	Opinion 0.375% Sales Tax Extension					Informed Opinion 0.375% Sales Tax Extension					City Spends Money Wisely				Opinion of Amount of Open Space			
	TOTAL	Tot Yes	Def Yes	Tot No	Def No	Und	Tot Yes	Def Yes	Tot No	Def No	Und	Tot Agr	Strg Agr	Tot Dis	Strg Dis	Too Much	Rght Amt	Not Engh
TOTAL	802	655	471	115	56	31	669	509	99	53	34	535	210	156	69	36	485	247
	100.0	100.0	100.0	100.0	100.0	100.0	100.0	100.0	100.0	100.0	100.0	100.0	100.0	100.0	100.0	100.0	100.0	100.0
Total Yes, Approve	655	655	471				647	507	1		7	490	201	68	24	12	386	228
	81.7	100.0	100.0				96.7	99.7	1.5		20.8	91.6	95.7	43.3	34.1	34.9	79.6	92.4
Total No, Reject	115			115	56		13	1	94	53	9	35	9	77	42	22	79	13
	14.4			100.0	100.0		1.9	0.2	95.2	100.0	25.5	6.5	4.3	49.2	60.7	61.8	16.3	5.4
Undecided	31					31	10	1	3		18	10		12	4	1	20	5
	3.9					100.0	1.5	0.1	3.3		53.7	1.9		7.5	5.1	3.2	4.1	2.2
Definitely Yes, Approve	471	471	471				470	451			1	370	175	34	5	6	252	196
	58.7	71.9	100.0				70.3	88.7			2.8	69.2	83.1	21.7	7.8	17.7	52.0	79.7
Probably Yes, Approve	184	184					176	56	1		6	120	26	34	18	6	134	32
	23.0	28.1					26.4	11.0	1.5		17.9	22.4	12.6	21.6	26.3	17.2	27.6	12.8
Definitely No, Reject	56			56	56		2		52	46	3	13	6	44	30	14	36	6
	7.0			48.9	100.0		0.2		52.5	85.5	8.5	2.4	3.1	27.8	43.2	38.0	7.5	2.3
Probably No, Reject	59			59			11	1	42	8	6	22	3	33	12	9	43	8
	7.3			51.1			1.6	0.2	42.6	14.5	17.0	4.1	1.2	21.4	17.6	23.9	8.8	3.1

Table 14

Before we continue, it is important to understand that the City has not determined the specifics of a ballot measure that will be placed on the November ballot regarding funding for parks, trails, and open space. However, your participation in this survey and sharing your honest opinions will influence those decisions. So, let's continue the survey now.

T9. As you may know, in 2002, Louisville voters approved a 0.375% sales tax increase to create a dedicated funding source for the maintenance of parks, trails, open space, and land acquisition. In 2012, voters approved an extension of this tax for another 10 years, and the tax expires at the end of 2023. The City is considering a ballot measure asking voters to approve or reject another 10-year extension of the tax. The 0.375% sales tax generates \$2.85 million annually and costs a consumer 3.75 cents on a \$10 purchase of taxable items. If an election were held today, would you vote yes and approve or vote no and reject an extension of the 0.375% sales tax for 10 years to generate a \$2.85 million dedicated funding source for the maintenance of parks, trails, open space, and land acquisition?

	Opinion of 15-Year Extension					Opinion of 20-Year Extension					Opinion of Continuing Tax					Opinion 0.5% Sales Tax					
	TOTAL	Tot Sup	Def Sup	Tot Opp	Def Opp	Und	Tot Sup	Def Sup	Tot Opp	Def Opp	Und	Tot Sup	Def Sup	Tot Opp	Def Opp	Und	Tot Yes	Def Yes	Tot No	Def No	Und
TOTAL	802	599	417	151	106	52	521	340	203	137	78	492	323	222	162	88	513	318	203	113	85
	100.0	100.0	100.0	100.0	100.0	100.0	100.0	100.0	100.0	100.0	100.0	100.0	100.0	100.0	100.0	100.0	100.0	100.0	100.0	100.0	100.0
Total Yes, Approve	655	584	415	43	21	29	514	338	89	42	53	486	322	108	64	61	496	317	100	33	59
	81.7	97.4	99.4	28.3	19.4	55.8	98.6	99.5	43.8	30.3	67.5	98.8	99.7	48.6	39.2	70.1	96.7	99.7	49.2	29.5	69.3
Total No, Reject	115	6	1	100	81	9	4	1	102	90	9	4	1	101	90	10	12	1	97	75	7
	14.4	1.1	0.3	66.3	76.4	16.9	0.8	0.3	50.3	65.7	11.8	0.7	0.3	45.6	55.7	11.7	2.3	0.3	47.5	66.3	8.0
Undecided	31	9	1	8	5	14	3	1	12	6	16	2		13	8	16	5		7	5	19
	3.9	1.5	0.3	5.4	4.3	27.4	0.6	0.2	5.9	4.0	20.7	0.5		5.9	5.0	18.2	1.1		3.2	4.1	22.7
Definitely Yes, Approve	471	445	379	18	10	9	419	319	37	18	15	400	298	45	24	26	406	297	42	17	23
	58.7	74.3	90.8	11.7	9.2	16.5	80.4	93.6	18.1	13.2	19.7	81.3	92.1	20.2	14.6	30.0	79.2	93.3	20.7	15.0	26.8
Probably Yes, Approve	184	139	36	25	11	20	95	20	52	23	37	86	24	63	40	35	90	20	58	16	36
	23.0	23.1	8.6	16.7	10.2	39.3	18.2	5.8	25.6	17.1	47.8	17.5	7.6	28.4	24.6	40.1	17.5	6.3	28.5	14.5	42.5
Definitely No, Reject	56	1	1	52	51	3	1	1	53	53	2	2	1	52	49	3	1	1	52	51	3
	7.0	0.2	0.3	34.6	47.7	5.6	0.2	0.3	26.3	38.8	2.4	0.4	0.3	23.2	30.1	3.3	0.2	0.3	25.8	45.4	3.4
Probably No, Reject	59	5		48	30	6	3		49	37	7	2		50	41	7	11		44	24	4
	7.3	0.9		31.7	28.6	11.2	0.6		24.0	26.8	9.4	0.4		22.4	25.6	8.3	2.1		21.8	20.9	4.5

Table 15

We will now share information about the Parks and Open Space Divisions and why the City will be placing a ballot measure before voters this November. The ballot measure may ask for voters to approve an extension of the 0.375% sales tax to generate \$2.85 million in annual funding for the maintenance of parks, trails, open space, and land acquisition. After reading hearing the information, please indicate if you are more likely to vote yes and approve the ballot measure or if you are more likely to vote no and reject it. Let's get started.

T10. The Parks Division is responsible for maintaining and operating 37 parks, 16 playgrounds, 7 basketball courts, 14 athletic fields, 11 Tennis courts, 5 pickleball courts, and a multipurpose in-line skating rink. In addition, they manage the City's forestry (including the Arboretum & 10,000 trees throughout the City), skate park, street medians, and streetscapes, right-of-way landscape maintenance, 70 neighborhood entrance areas, and over 10 miles of street landscaping maintenance. The Parks Division also manages 10 miles of trails and all public horticulture areas, including all downtown flower beds, trees, and the Louisville Cemetery. Knowing this information are you:

	Gender~Marital Status							Age~Gender												
	TOTAL	Men	Men Marr	Men Sing	Wom	Wom Marr	Wom Sing	18-34	35-44	18-44	18-44 Men	18-44 Wom	45-54	55-64	45-64	45-64 Men	45-64 Wom	65+	65+ Men	65+ Wom
TOTAL	802	379	289	80	419	269	132	104	120	225	117	106	152	176	329	154	174	249	108	139
	100.0	100.0	100.0	100.0	100.0	100.0	100.0	100.0	100.0	100.0	100.0	100.0	100.0	100.0	100.0	100.0	100.0	100.0	100.0	100.0
Total More Likely to Approve	646	286	221	61	358	228	118	81	99	180	89	90	116	147	263	114	149	204	83	120
	80.6	75.5	76.4	75.6	85.5	84.7	89.6	77.8	82.2	80.1	76.6	84.5	76.2	83.1	79.9	73.9	85.7	82.0	76.8	86.0
Total More Likely to Reject	79	47	35	7	31	22	6	6	3	9	6	3	15	21	35	20	15	34	21	13
	9.8	12.3	12.1	8.7	7.4	8.1	4.4	6.2	2.4	4.2	5.3	3.0	9.7	11.7	10.8	12.7	8.7	13.7	19.3	9.3
Makes No Difference in My Opinion	77	46	33	13	30	19	8	17	19	35	21	13	22	9	31	21	10	11	4	7
	9.6	12.1	11.5	15.7	7.1	7.2	6.0	16.0	15.4	15.7	18.2	12.6	14.1	5.2	9.3	13.4	5.7	4.3	3.9	4.7
Much More Likely to Approve	394	162	132	29	231	149	77	35	59	94	44	49	72	89	160	64	96	139	53	85
	49.1	42.7	45.5	36.7	55.0	55.3	58.6	33.5	48.9	41.8	37.8	46.2	47.0	50.4	48.8	41.8	55.3	56.1	49.3	61.4
Somewhat More Likely to Approve	253	124	89	31	128	79	41	46	40	86	45	41	44	58	102	49	53	64	30	34
	31.5	32.8	30.9	38.9	30.4	29.4	31.0	44.2	33.3	38.4	38.8	38.2	29.2	32.7	31.1	32.0	30.3	25.9	27.5	24.6
Much More Likely to Reject	30	17	12	4	13	8	4	3	2	5	3	2	6	7	13	7	5	13	7	6
	3.8	4.6	4.2	5.0	3.0	3.1	2.7	2.9	1.6	2.2	2.8	1.5	4.0	3.9	3.9	4.8	3.0	5.0	6.2	4.1
Somewhat More Likely to Reject	48	29	23	3	18	14	2	3	1	4	3	2	9	14	22	12	10	22	14	7
	6.0	7.7	7.8	3.7	4.4	5.0	1.7	3.3	0.8	1.9	2.4	1.4	5.7	7.8	6.8	8.0	5.6	8.7	13.0	5.1

Table 15

We will now share information about the Parks and Open Space Divisions and why the City will be placing a ballot measure before voters this November. The ballot measure may ask for voters to approve an extension of the 0.375% sales tax to generate \$2.85 million in annual funding for the maintenance of parks, trails, open space, and land acquisition. After reading hearing the information, please indicate if you are more likely to vote yes and approve the ballot measure or if you are more likely to vote no and reject it. Let's get started.

T10. The Parks Division is responsible for maintaining and operating 37 parks, 16 playgrounds, 7 basketball courts, 14 athletic fields, 11 Tennis courts, 5 pickleball courts, and a multipurpose in-line skating rink. In addition, they manage the City's forestry (including the Arboretum & 10,000 trees throughout the City), skate park, street medians, and streetscapes, right-of-way landscape maintenance, 70 neighborhood entrance areas, and over 10 miles of street landscaping maintenance. The Parks Division also manages 10 miles of trails and all public horticulture areas, including all downtown flower beds, trees, and the Louisville Cemetery. Knowing this information are you:

	Democrat Voters						Unaffiliated Voters						Republican Voters					Other Voters		
	TOTAL	Dems	Dem Men	Dem WOM	Dem 18-44	Dem 45-64	Dem 65+	Unaf	Unaf Men	Unaf WOM	Unaf 18-44	Unaf 45-64	Unaf 65+	Reps	Rep Men	Rep WOM	Rep 18-44	Rep 45-64	Rep 65+	Oth Prty
TOTAL	802	417	173	242	126	170	121	297	161	134	80	130	87	80	42	38	17	24	39	8
	100.0	100.0	100.0	100.0	100.0	100.0	100.0	100.0	100.0	100.0	100.0	100.0	100.0	100.0	100.0	100.0	100.0	100.0	100.0	100.0
Total More Likely to Approve	646	364	143	219	105	147	112	225	117	107	61	97	67	52	23	29	13	16	23	6
	80.6	87.3	83.0	90.5	82.9	86.5	93.0	75.8	72.6	80.1	76.4	74.4	77.3	64.8	55.7	74.8	76.8	65.6	59.0	70.9
Total More Likely to Reject	79	14	7	6	2	8	3	39	23	16	5	18	15	25	17	8	2	8	15	1
	9.8	3.3	4.0	2.7	1.9	4.8	2.8	13.1	14.0	11.7	6.4	14.1	17.7	31.0	39.4	21.6	11.2	34.4	37.5	16.1
Makes No Difference in My Opinion	77	39	22	17	19	15	5	33	22	11	14	15	4	3	2	1	2		1	1
	9.6	9.4	13.0	6.8	15.3	8.7	4.2	11.1	13.4	8.2	17.2	11.5	5.0	4.2	4.9	3.6	12.0		3.5	13.0
Much More Likely to Approve	394	242	83	159	55	102	86	132	69	62	37	54	41	16	10	7	2	4	11	3
	49.1	58.1	47.9	65.6	43.5	59.7	71.2	44.5	42.8	46.6	46.4	41.3	47.4	20.5	22.6	18.3	10.6	15.8	27.9	36.7
Somewhat More Likely to Approve	253	122	61	60	50	46	26	93	48	45	24	43	26	36	14	22	11	12	12	3
	31.5	29.2	35.1	24.9	39.3	26.8	21.9	31.3	29.7	33.5	30.0	33.1	29.9	44.3	33.2	56.6	66.3	49.8	31.1	34.2
Much More Likely to Reject	30	3	3		1	2		19	10	9	4	9	5	9	5	4		1	7	
	3.8	0.7	1.7		0.6	1.3		6.4	6.1	6.5	5.2	7.3	6.1	10.6	10.7	10.6		5.4	18.6	
Somewhat More Likely to Reject	48	11	4	6	2	6	3	20	13	7	1	9	10	16	12	4	2	7	7	1
	6.0	2.6	2.3	2.7	1.2	3.5	2.8	6.7	7.9	5.3	1.2	6.8	11.7	20.3	28.7	11.1	11.2	29.0	18.9	16.1



Table 15

We will now share information about the Parks and Open Space Divisions and why the City will be placing a ballot measure before voters this November. The ballot measure may ask for voters to approve an extension of the 0.375% sales tax to generate \$2.85 million in annual funding for the maintenance of parks, trails, open space, and land acquisition. After reading hearing the information, please indicate if you are more likely to vote yes and approve the ballot measure or if you are more likely to vote no and reject it. Let's get started.

T10. The Parks Division is responsible for maintaining and operating 37 parks, 16 playgrounds, 7 basketball courts, 14 athletic fields, 11 Tennis courts, 5 pickleball courts, and a multipurpose in-line skating rink. In addition, they manage the City's forestry (including the Arboretum & 10,000 trees throughout the City), skate park, street medians, and streetscapes, right-of-way landscape maintenance, 70 neighborhood entrance areas, and over 10 miles of street landscaping maintenance. The Parks Division also manages 10 miles of trails and all public horticulture areas, including all downtown flower beds, trees, and the Louisville Cemetery. Knowing this information are you:

	Tenure in Louisville						Familiarity With Parks and Open Space				Parks Division Job Approval				Open Space Division Job Approval				
	TOTAL	Less 2yrs	2 5y	5 10y	10 15y	15 20y	More 20y	Very Fam	Smwt Fam	Not Too	Not All	Tot Apr	Strg Apr	Tot Dis	Strg Dis	Tot Apr	Strg Apr	Tot Dis	Strg Dis
TOTAL	802 100.0	53 100.0	108 100.0	110 100.0	106 100.0	97 100.0	321 100.0	506 100.0	257 100.0	30 100.0	9 100.0	682 100.0	351 100.0	62 100.0	20 100.0	661 100.0	348 100.0	98 100.0	39 100.0
Total More Likely to Approve	646 80.6	50 93.1	91 84.2	84 76.1	91 85.7	76 79.0	250 77.9	391 77.2	223 86.8	26 86.4	7 73.4	574 84.2	317 90.2	29 47.4	7 35.4	561 84.9	307 88.3	54 54.8	18 45.2
Total More Likely to Reject	79 9.8		1 1.0	12 11.0	6 5.5	7 7.4	52 16.1	56 11.2	21 8.0		2 18.1	50 7.4	9 2.5	26 41.8	11 54.2	41 6.3	10 2.9	35 35.4	18 46.4
Makes No Difference in My Opinion	77 9.6	4 6.9	16 14.8	14 12.9	9 8.8	13 13.6	19 6.0	59 11.6	13 5.2	4 13.6	1 8.5	57 8.4	26 7.3	7 10.8	2 10.4	58 8.8	31 8.8	10 9.9	3 8.4
Much More Likely to Approve	394 49.1	31 58.8	51 47.6	49 44.8	58 54.3	41 42.9	161 50.3	258 51.0	113 44.0	16 52.0	7 73.4	361 52.9	235 66.9	10 16.6	1 4.8	351 53.2	228 65.4	18 18.2	8 19.9
Somewhat More Likely to Approve	253 31.5	18 34.3	39 36.6	34 31.3	33 31.4	35 36.2	88 27.6	133 26.2	110 42.8	10 34.4		213 31.3	82 23.3	19 30.7	6 30.6	210 31.7	80 22.9	36 36.6	10 25.4
Much More Likely to Reject	30 3.8		1 1.0	7 5.9	2 1.9	2 2.5	18 5.7	20 4.0	9 3.4		2 18.1	19 2.7	3 0.8	10 16.6	7 34.9	17 2.6	5 1.3	12 11.8	9 23.7
Somewhat More Likely to Reject	48 6.0			6 5.1	4 3.6	5 4.8	33 10.4	36 7.2	12 4.6			32 4.6	6 1.7	16 25.3	4 19.4	24 3.6	6 1.6	23 23.6	9 22.6

Table 15

We will now share information about the Parks and Open Space Divisions and why the City will be placing a ballot measure before voters this November. The ballot measure may ask for voters to approve an extension of the 0.375% sales tax to generate \$2.85 million in annual funding for the maintenance of parks, trails, open space, and land acquisition. After reading hearing the information, please indicate if you are more likely to vote yes and approve the ballot measure or if you are more likely to vote no and reject it. Let's get started.

T10. The Parks Division is responsible for maintaining and operating 37 parks, 16 playgrounds, 7 basketball courts, 14 athletic fields, 11 Tennis courts, 5 pickleball courts, and a multipurpose in-line skating rink. In addition, they manage the City's forestry (including the Arboretum & 10,000 trees throughout the City), skate park, street medians, and streetscapes, right-of-way landscape maintenance, 70 neighborhood entrance areas, and over 10 miles of street landscaping maintenance. The Parks Division also manages 10 miles of trails and all public horticulture areas, including all downtown flower beds, trees, and the Louisville Cemetery. Knowing this information are you:

	Opinion 0.375% Sales Tax Extension					Informed Opinion 0.375% Sales Tax Extension					City Spends Money Wisely				Opinion of Amount of Open Space			
	TOTAL	Tot Yes	Def Yes	Tot No	Def No	Und	Tot Yes	Def Yes	Tot No	Def No	Und	Tot Agr	Strg Agr	Tot Dis	Strg Dis	Too Much	Rght Amt	Not Engh
TOTAL	802	655	471	115	56	31	669	509	99	53	34	535	210	156	69	36	485	247
	100.0	100.0	100.0	100.0	100.0	100.0	100.0	100.0	100.0	100.0	100.0	100.0	100.0	100.0	100.0	100.0	100.0	100.0
Total More Likely to Approve	646	596	429	32	8	19	610	465	21	6	15	477	195	75	30	15	389	212
	80.6	90.9	91.0	27.5	14.4	61.2	91.2	91.4	21.2	10.5	44.6	89.1	93.0	48.1	43.3	43.1	80.2	86.1
Total More Likely to Reject	79	6	4	73	42		10	3	68	43	1	21	6	57	31	19	50	10
	9.8	0.9	0.8	63.3	75.4		1.4	0.6	69.0	80.6	3.1	3.8	2.6	36.3	44.9	53.1	10.3	4.0
Makes No Difference in My Opinion	77	54	39	11	6	12	49	41	10	5	18	38	9	24	8	1	46	24
	9.6	8.2	8.2	9.2	10.2	38.8	7.3	8.0	9.8	9.0	52.3	7.0	4.3	15.6	11.8	3.8	9.4	9.9
Much More Likely to Approve	394	389	337	2	1	3	390	363	2		2	314	150	23	7	9	215	154
	49.1	59.3	71.6	1.6	1.6	10.3	58.3	71.3	2.0		4.9	58.7	71.6	14.4	10.6	26.3	44.3	62.3
Somewhat More Likely to Approve	253	207	91	30	7	16	220	102	19	6	14	163	45	53	23	6	174	59
	31.5	31.6	19.4	25.9	12.8	50.8	32.9	20.1	19.2	10.5	39.7	30.4	21.4	33.7	32.7	16.8	36.0	23.8
Much More Likely to Reject	30	2	2	28	26		2	1	27	25	1	11	4	20	17	8	18	4
	3.8	0.3	0.5	24.5	45.3		0.3	0.3	27.6	47.8	3.1	2.0	2.0	12.7	25.0	22.8	3.8	1.7
Somewhat More Likely to Reject	48	4	2	45	17		7	2	41	17		10	1	37	14	11	32	6
	6.0	0.6	0.3	38.8	30.1		1.1	0.3	41.5	32.8		1.9	0.6	23.6	20.0	30.3	6.5	2.4

Table 15

We will now share information about the Parks and Open Space Divisions and why the City will be placing a ballot measure before voters this November. The ballot measure may ask for voters to approve an extension of the 0.375% sales tax to generate \$2.85 million in annual funding for the maintenance of parks, trails, open space, and land acquisition. After reading hearing the information, please indicate if you are more likely to vote yes and approve the ballot measure or if you are more likely to vote no and reject it. Let's get started.

T10. The Parks Division is responsible for maintaining and operating 37 parks, 16 playgrounds, 7 basketball courts, 14 athletic fields, 11 Tennis courts, 5 pickleball courts, and a multipurpose in-line skating rink. In addition, they manage the City's forestry (including the Arboretum & 10,000 trees throughout the City), skate park, street medians, and streetscapes, right-of-way landscape maintenance, 70 neighborhood entrance areas, and over 10 miles of street landscaping maintenance. The Parks Division also manages 10 miles of trails and all public horticulture areas, including all downtown flower beds, trees, and the Louisville Cemetery. Knowing this information are you:

	Opinion of 15-Year Extension						Opinion of 20-Year Extension					Opinion of Continuing Tax					Opinion 0.5% Sales Tax				
	TOTAL	Tot Sup	Def Sup	Tot Opp	Def Opp	Und	Tot Sup	Def Sup	Tot Opp	Def Opp	Und	Tot Sup	Def Sup	Tot Opp	Def Opp	Und	Tot Yes	Def Yes	Tot No	Def No	Und
TOTAL	802	599	417	151	106	52	521	340	203	137	78	492	323	222	162	88	513	318	203	113	85
	100.0	100.0	100.0	100.0	100.0	100.0	100.0	100.0	100.0	100.0	100.0	100.0	100.0	100.0	100.0	100.0	100.0	100.0	100.0	100.0	100.0
Total More Likely to Approve	646	546	383	61	34	39	477	309	108	57	61	446	293	127	79	74	470	300	109	43	68
	80.6	91.2	91.7	40.5	32.3	74.9	91.5	90.9	53.5	41.6	78.5	90.6	90.5	57.3	48.8	83.9	91.5	94.3	53.7	38.2	79.3
Total More Likely to Reject	79	6	3	71	58	2	5	3	72	64	2	6	3	69	63	3	10	1	68	52	1
	9.8	1.0	0.6	46.9	54.9	3.4	0.9	0.8	35.5	46.8	2.7	1.3	0.8	31.2	38.7	3.6	1.9	0.3	33.3	45.6	1.2
Makes No Difference in My Opinion	77	46	32	19	14	11	40	28	22	16	15	40	28	26	20	11	34	17	26	18	17
	9.6	7.8	7.7	12.6	12.7	21.8	7.6	8.4	11.0	11.6	18.8	8.2	8.7	11.5	12.6	12.5	6.5	5.4	13.0	16.1	19.5
Much More Likely to Approve	394	362	302	18	8	14	331	246	38	19	25	317	235	46	31	31	329	247	35	10	30
	49.1	60.4	72.4	12.0	7.8	26.6	63.6	72.2	18.6	13.5	31.6	64.4	72.7	20.6	19.1	35.4	64.1	77.7	17.4	9.2	34.7
Somewhat More Likely to Approve	253	185	80	43	26	25	145	63	71	39	37	129	58	81	48	43	141	53	74	33	38
	31.5	30.8	19.3	28.5	24.6	48.3	27.9	18.6	34.9	28.2	46.9	26.2	17.8	36.6	29.7	48.5	27.5	16.6	36.3	29.0	44.6
Much More Likely to Reject	30	3	1	27	26	1	3	1	28	28		4	3	25	25	1	1		29	27	1
	3.8	0.4	0.3	17.8	24.6	2.1	0.5	0.3	13.8	20.3		0.8	0.8	11.4	15.7	1.2	0.1		14.1	23.7	1.2
Somewhat More Likely to Reject	48	4	2	44	32	1	2	2	44	36	2	2		44	37	2	9	1	39	25	
	6.0	0.6	0.4	29.1	30.4	1.3	0.4	0.4	21.7	26.5	2.7	0.5		19.8	23.0	2.4	1.8	0.3	19.2	21.9	

Table 16

T11. The Open Space Division is responsible for maintaining approximately 2,000 acres of open lands that the City owns or has an interest in, plus 20 miles of trails. These lands provide recreational opportunities for residents and visitors, support diverse wildlife and plant communities, and create visual buffers between Louisville and neighboring municipalities. Knowing this, are you:

	Gender~Marital Status							Age~Gender												
	TOTAL	Men	Men Marr	Men Sing	Wom	Wom Marr	Wom Sing	18-34	35-44	18-44	18-44 Men	18-44 Wom	45-54	55-64	45-64	45-64 Men	45-64 Wom	65+	65+ Men	65+ Wom
TOTAL	802	379	289	80	419	269	132	104	120	225	117	106	152	176	329	154	174	249	108	139
	100.0	100.0	100.0	100.0	100.0	100.0	100.0	100.0	100.0	100.0	100.0	100.0	100.0	100.0	100.0	100.0	100.0	100.0	100.0	100.0
Total More Likely to Approve	648	291	224	60	355	227	116	82	96	178	92	85	115	152	267	116	151	203	83	119
	80.8	76.8	77.2	74.8	84.6	84.4	88.2	78.5	79.8	79.2	78.7	80.1	75.4	86.4	81.3	75.4	86.8	81.6	76.8	85.4
Total More Likely to Reject	73	42	32	8	30	20	5	6	7	13	8	5	12	18	29	15	14	31	19	12
	9.1	11.2	11.2	10.2	7.2	7.6	4.0	5.4	5.8	5.6	6.7	4.3	7.7	10.0	9.0	9.8	8.0	12.6	17.9	8.4
Makes No Difference in My Opinion	81	46	34	12	34	22	10	17	17	34	17	17	26	6	32	23	9	15	6	9
	10.1	12.0	11.6	15.0	8.2	8.0	7.8	16.1	14.4	15.2	14.6	15.7	16.9	3.6	9.8	14.8	5.2	5.8	5.4	6.2
Much More Likely to Approve	418	172	134	34	245	158	80	43	63	106	49	57	73	95	169	68	101	143	55	88
	52.1	45.3	46.3	42.5	58.5	58.6	60.8	41.4	52.3	47.3	42.0	53.3	48.1	54.1	51.3	44.1	57.9	57.6	50.5	63.3
Somewhat More Likely to Approve	230	120	90	26	109	69	36	39	33	72	43	28	42	57	99	48	50	60	28	31
	28.7	31.6	30.9	32.3	26.1	25.8	27.4	37.1	27.5	31.9	36.7	26.7	27.3	32.3	30.0	31.4	28.9	24.0	26.3	22.0
Much More Likely to Reject	34	19	14	3	15	9	4	2	4	6	2	3	5	9	14	8	6	14	8	6
	4.3	4.9	4.8	4.0	3.5	3.5	2.7	1.6	3.5	2.6	1.9	3.3	3.3	5.0	4.2	5.2	3.2	5.8	7.8	4.1
Somewhat More Likely to Reject	39	24	19	5	15	11	2	4	3	7	6	1	7	9	16	7	8	17	11	6
	4.9	6.2	6.4	6.2	3.7	4.1	1.3	3.8	2.3	3.0	4.8	1.0	4.4	5.0	4.7	4.6	4.8	6.8	10.1	4.3

Table 16

T11. The Open Space Division is responsible for maintaining approximately 2,000 acres of open lands that the City owns or has an interest in, plus 20 miles of trails. These lands provide recreational opportunities for residents and visitors, support diverse wildlife and plant communities, and create visual buffers between Louisville and neighboring municipalities. Knowing this, are you:

	Democrat Voters							Unaffiliated Voters						Republican Voters					Other Voters	
	TOTAL	Dems	Dem Men	Dem WOM	Dem 18-44	Dem 45-64	Dem 65+	Unaf	Unaf Men	Unaf WOM	Unaf 18-44	Unaf 45-64	Unaf 65+	Reps	Rep Men	Rep WOM	Rep 18-44	Rep 45-64	Rep 65+	Oth Prty
TOTAL	802	417	173	242	126	170	121	297	161	134	80	130	87	80	42	38	17	24	39	8
	100.0	100.0	100.0	100.0	100.0	100.0	100.0	100.0	100.0	100.0	100.0	100.0	100.0	100.0	100.0	100.0	100.0	100.0	100.0	100.0
Total More Likely to Approve	648	366	144	221	106	148	111	230	123	106	61	101	67	47	22	25	9	15	23	6
	80.8	87.7	83.0	91.0	84.2	87.0	92.3	77.4	76.6	78.8	76.7	77.9	77.2	58.8	51.7	66.5	53.6	62.0	59.0	70.9
Total More Likely to Reject	73	12	7	4	3	6	3	37	19	17	6	16	14	24	16	8	4	7	13	1
	9.1	2.8	4.0	1.8	2.1	3.3	2.8	12.3	11.9	12.4	7.5	12.6	16.3	29.7	37.1	21.6	23.2	28.3	33.6	16.1
Makes No Difference in My Opinion	81	40	22	17	17	17	6	31	19	12	13	12	6	9	5	5	4	2	3	1
	10.1	9.6	12.9	7.1	13.7	9.7	5.0	10.3	11.5	8.8	15.9	9.5	6.5	11.5	11.2	11.9	23.3	9.7	7.5	13.0
Much More Likely to Approve	418	265	91	174	67	109	89	133	70	62	37	55	40	17	10	7	2	3	12	3
	52.1	63.6	52.7	71.7	53.4	63.8	73.9	44.7	43.6	46.2	46.2	42.6	46.3	21.4	23.2	19.5	10.6	12.8	31.7	38.0
Somewhat More Likely to Approve	230	100	53	47	39	39	22	97	53	44	24	46	27	30	12	18	7	12	11	3
	28.7	24.1	30.4	19.4	30.7	23.1	18.4	32.7	33.0	32.6	30.5	35.3	30.8	37.3	28.5	47.0	43.0	49.2	27.3	32.9
Much More Likely to Reject	34	2	1	1	1	1		23	12	10	5	9	9	9	5	4		3	6	1
	4.3	0.6	0.8	0.4	0.8	0.8		7.6	7.5	7.3	6.2	6.8	10.1	10.9	11.2	10.6		12.5	14.7	6.8
Somewhat More Likely to Reject	39	9	6	3	2	4	3	14	7	7	1	8	5	15	11	4	4	4	7	1
	4.9	2.2	3.2	1.4	1.3	2.5	2.8	4.7	4.5	5.1	1.3	5.8	6.3	18.9	25.9	11.1	23.2	15.8	18.9	9.3

Table 16

T11. The Open Space Division is responsible for maintaining approximately 2,000 acres of open lands that the City owns or has an interest in, plus 20 miles of trails. These lands provide recreational opportunities for residents and visitors, support diverse wildlife and plant communities, and create visual buffers between Louisville and neighboring municipalities. Knowing this, are you:

	Tenure in Louisville						Familiarity With Parks and Open Space				Parks Division Job Approval				Open Space Division Job Approval				
	TOTAL	Less 2yrs	2 5y	5 10y	10 15y	15 20y	More 20y	Very Fam	Smwt Fam	Not Too	Not All	Tot Apr	Strg Apr	Tot Dis	Strg Dis	Tot Apr	Strg Apr	Tot Dis	Strg Dis
TOTAL	802	53	108	110	106	97	321	506	257	30	9	682	351	62	20	661	348	98	39
	100.0	100.0	100.0	100.0	100.0	100.0	100.0	100.0	100.0	100.0	100.0	100.0	100.0	100.0	100.0	100.0	100.0	100.0	100.0
Total More Likely to Approve	648	50	93	85	92	80	245	396	221	24	7	570	316	33	9	558	310	59	22
	80.8	93.1	86.5	77.3	86.5	82.8	76.4	78.4	86.1	78.0	73.4	83.6	89.9	53.5	42.7	84.4	89.2	60.1	55.8
Total More Likely to Reject	73		2	9	4	6	49	52	18	1	2	48	10	22	9	43	9	27	12
	9.1		2.0	7.9	3.9	6.4	15.3	10.2	7.1	3.6	26.6	7.0	2.7	35.8	44.8	6.5	2.7	27.1	29.9
Makes No Difference in My Opinion	81	4	12	16	10	10	27	58	17	6		64	26	7	3	60	28	13	6
	10.1	6.9	11.4	14.8	9.6	10.8	8.4	11.4	6.8	18.4		9.4	7.4	10.7	12.5	9.1	8.1	12.8	14.3
Much More Likely to Approve	418	31	61	54	56	53	163	280	121	12	5	378	233	13	1	371	237	26	10
	52.1	58.1	56.1	49.0	52.4	55.0	50.7	55.3	47.1	40.8	55.3	55.5	66.3	20.4	5.3	56.1	68.1	26.6	25.5
Somewhat More Likely to Approve	230	19	33	31	36	27	82	117	100	11	2	192	83	20	8	187	74	33	12
	28.7	35.0	30.4	28.4	34.1	27.8	25.7	23.1	39.1	37.2	18.1	28.1	23.6	33.1	37.4	28.3	21.2	33.5	30.3
Much More Likely to Reject	34		2	6	1	3	22	23	8	1	2	20	4	12	7	17	4	15	11
	4.3		2.0	5.7	1.1	3.1	6.7	4.6	3.2	3.6	18.1	2.9	1.1	19.3	32.7	2.6	1.1	14.8	27.3
Somewhat More Likely to Reject	39			2	3	3	27	28	10		1	28	6	10	2	26	6	12	1
	4.9			2.2	2.8	3.3	8.5	5.6	3.9		8.5	4.1	1.6	16.4	12.1	4.0	1.6	12.2	2.6

Table 16

T11. The Open Space Division is responsible for maintaining approximately 2,000 acres of open lands that the City owns or has an interest in, plus 20 miles of trails. These lands provide recreational opportunities for residents and visitors, support diverse wildlife and plant communities, and create visual buffers between Louisville and neighboring municipalities. Knowing this, are you:

	Opinion 0.375% Sales Tax Extension						Informed Opinion 0.375% Sales Tax Extension					City Spends Money Wisely				Opinion of Amount of Open Space		
	TOTAL	Tot Yes	Def Yes	Tot No	Def No	Und	Tot Yes	Def Yes	Tot No	Def No	Und	Tot Agr	Strg Agr	Tot Dis	Strg Dis	Too Much	Right Amt	Not Engh
TOTAL	802	655	471	115	56	31	669	509	99	53	34	535	210	156	69	36	485	247
	100.0	100.0	100.0	100.0	100.0	100.0	100.0	100.0	100.0	100.0	100.0	100.0	100.0	100.0	100.0	100.0	100.0	100.0
Total More Likely to Approve	648	600	436	28	5	20	615	470	20	7	13	477	193	76	26	10	386	223
	80.8	91.6	92.6	24.1	9.0	63.3	91.9	92.4	20.1	13.6	38.5	89.3	92.1	48.6	37.9	27.9	79.8	90.3
Total More Likely to Reject	73	2	1	71	45	0.6	5	1	66	42	2	17	7	55	34	21	47	6
	9.1	0.4	0.2	61.4	79.7		0.8	0.2	66.7	78.4	6.3	3.1	3.3	35.4	48.3	57.5	9.6	2.5
Makes No Difference in My Opinion	81	53	34	17	6	11	49	38	13	4	19	41	10	25	10	5	52	18
	10.1	8.0	7.2	14.5	11.2	36.1	7.3	7.4	13.2	8.0	55.2	7.6	4.6	16.1	13.8	14.6	10.6	7.2
Much More Likely to Approve	418	411	360	2	1	5	414	384	2	2	2	334	154	26	6	5	224	175
	52.1	62.6	76.5	1.9	1.8	16.4	61.9	75.4	2.3	4.2	5.1	62.5	73.2	16.9	9.2	14.1	46.1	70.9
Somewhat More Likely to Approve	230	190	76	26	4	15	201	87	18	5	11	143	40	50	20	5	163	48
	28.7	28.9	16.1	22.2	7.2	46.9	30.0	17.0	17.9	9.4	33.4	26.7	18.9	31.7	28.7	13.7	33.6	19.4
Much More Likely to Reject	34			34	31	0.6			32	29	2	9	5	25	17	11	21	2
	4.3			29.5	54.7				32.4	54.3	6.3	1.7	2.2	16.1	24.4	31.7	4.3	0.9
Somewhat More Likely to Reject	39	2	1	37	14		5	1	34	13		8	2	30	17	9	26	4
	4.9	0.4	0.2	31.9	25.1		0.8	0.2	34.2	24.1		1.4	1.1	19.2	24.0	25.8	5.3	1.6

Table 16

T11. The Open Space Division is responsible for maintaining approximately 2,000 acres of open lands that the City owns or has an interest in, plus 20 miles of trails. These lands provide recreational opportunities for residents and visitors, support diverse wildlife and plant communities, and create visual buffers between Louisville and neighboring municipalities. Knowing this, are you:

	Opinion of 15-Year Extension					Opinion of 20-Year Extension					Opinion of Continuing Tax					Opinion 0.5% Sales Tax					
	TOTAL	Tot Sup	Def Sup	Tot Opp	Def Opp	Und	Tot Sup	Def Sup	Tot Opp	Def Opp	Und	Tot Sup	Def Sup	Tot Opp	Def Opp	Und	Tot Yes	Def Yes	Tot No	Def No	Und
TOTAL	802	599	417	151	106	52	521	340	203	137	78	492	323	222	162	88	513	318	203	113	85
	100.0	100.0	100.0	100.0	100.0	100.0	100.0	100.0	100.0	100.0	100.0	100.0	100.0	100.0	100.0	100.0	100.0	100.0	100.0	100.0	100.0
Total More Likely to Approve	648	552	388	60	33	35	482	316	106	55	60	452	299	126	77	69	476	303	105	39	67
	80.8	92.2	93.0	40.0	31.0	68.1	92.5	93.0	52.4	40.3	76.2	92.0	92.7	56.8	47.4	79.1	92.7	95.2	51.8	34.8	78.2
Total More Likely to Reject	73	4	2	66	56	4	3	2	68	61	3	4	2	66	61	4	7	1	64	51	3
	9.1	0.7	0.5	43.4	53.0	6.9	0.5	0.6	33.3	44.1	3.8	0.7	0.6	29.6	37.4	4.6	1.3	0.3	31.2	45.5	3.6
Makes No Difference in My Opinion	81	43	27	25	17	13	36	22	29	21	16	36	22	30	25	14	31	15	34	22	15
	10.1	7.1	6.5	16.7	16.0	25.0	7.0	6.4	14.2	15.5	20.0	7.3	6.7	13.7	15.2	16.3	6.0	4.6	16.9	19.7	18.1
Much More Likely to Approve	418	391	328	15	10	12	357	271	40	19	21	341	258	50	31	27	353	266	35	13	29
	52.1	65.3	78.6	10.0	9.2	22.7	68.5	79.5	19.9	13.6	26.4	69.2	80.0	22.5	19.4	31.2	68.8	83.7	17.4	11.4	34.2
Somewhat More Likely to Approve	230	161	60	45	23	24	125	46	66	37	39	112	41	76	45	42	122	36	70	27	38
	28.7	26.9	14.4	29.9	21.8	45.4	24.0	13.5	32.5	26.7	49.8	22.7	12.7	34.3	28.0	47.8	23.9	11.4	34.4	23.5	44.0
Much More Likely to Reject	34	1	1	31	31	2	1	1	32	32	1	2	1	30	30	2			32	30	2
	4.3	0.2	0.3	20.6	29.4	3.8	0.2	0.3	15.9	23.4	1.1	0.4	0.3	13.7	18.8	2.2			15.8	26.6	2.5
Somewhat More Likely to Reject	39	3	1	34	25	2	2	1	35	28	2	2	1	35	30	2	7	1	31	21	1
	4.9	0.5	0.2	22.8	23.6	3.2	0.3	0.3	17.4	20.7	2.7	0.3	0.3	15.9	18.7	2.4	1.3	0.3	15.5	18.9	1.1



Table 17

T12. The 0.375% sales tax revenue pays for 60% of the Parks Division's operational costs, and 100% of the Open Space Division's operational costs. These costs include maintenance, capital projects, equipment, staff, and management work associated with parks and open spaces. Knowing this, are you:

	Gender~Marital Status							Age~Gender												
	TOTAL	Men	Men Marr	Men Sing	Wom	Wom Marr	Wom Sing	18-34	35-44	18-44	18-44 Men	18-44 Wom	45-54	55-64	45-64	45-64 Men	45-64 Wom	65+	65+ Men	65+ Wom
TOTAL	802	379	289	80	419	269	132	104	120	225	117	106	152	176	329	154	174	249	108	139
	100.0	100.0	100.0	100.0	100.0	100.0	100.0	100.0	100.0	100.0	100.0	100.0	100.0	100.0	100.0	100.0	100.0	100.0	100.0	100.0
Total More Likely to Approve	636	290	226	58	344	220	110	84	97	181	89	90	120	141	260	120	140	195	81	114
	79.3	76.5	78.2	72.5	82.0	81.8	84.0	80.2	80.7	80.5	76.6	85.0	78.4	79.7	79.1	78.0	80.5	78.3	74.3	81.5
Total More Likely to Reject	88	47	35	7	41	28	9	6	8	15	7	7	12	24	36	17	18	37	22	15
	10.9	12.3	12.3	8.9	9.7	10.4	6.9	5.9	7.0	6.5	6.2	7.0	7.7	13.9	11.0	11.2	10.6	14.8	20.3	10.5
Makes No Difference in My Opinion	79	43	28	15	35	21	12	14	15	29	20	9	21	11	32	17	15	17	6	11
	9.8	11.2	9.5	18.6	8.4	7.8	9.2	13.9	12.2	13.0	17.2	8.0	13.8	6.4	9.9	10.8	8.8	6.8	5.4	8.0
Much More Likely to Approve	426	191	157	32	233	150	75	46	67	113	57	55	76	100	175	77	98	138	57	80
	53.1	50.5	54.3	39.5	55.7	55.8	57.3	44.5	55.4	50.3	48.6	52.1	49.5	56.5	53.3	50.2	56.2	55.5	52.9	57.7
Somewhat More Likely to Approve	209	99	69	26	110	70	35	37	30	68	33	35	44	41	85	43	42	57	23	33
	26.1	26.0	23.9	33.0	26.3	25.9	26.7	35.6	25.3	30.1	27.9	32.8	28.9	23.2	25.8	27.7	24.3	22.9	21.4	23.8
Much More Likely to Reject	41	22	15	4	19	13	5	2	4	6	3	3	7	13	21	11	9	15	8	7
	5.2	5.8	5.2	5.0	4.5	4.7	4.0	1.6	3.3	2.5	2.6	2.5	4.9	7.5	6.3	7.3	5.2	6.1	7.3	5.0
Somewhat More Likely to Reject	46	24	20	3	22	15	4	5	4	9	4	5	4	11	16	6	9	22	14	8
	5.8	6.4	7.0	3.9	5.2	5.7	2.8	4.4	3.7	4.0	3.6	4.5	2.9	6.4	4.7	3.9	5.4	8.8	13.0	5.5

Table 17

T12. The 0.375% sales tax revenue pays for 60% of the Parks Division's operational costs, and 100% of the Open Space Division's operational costs. These costs include maintenance, capital projects, equipment, staff, and management work associated with parks and open spaces. Knowing this, are you:

	Democrat Voters						Unaffiliated Voters						Republican Voters					Other Voters		
	TOTAL	Dems	Dem Men	Dem WOM	Dem 18-44	Dem 45-64	Dem 65+	Unaf	Unaf Men	Unaf WOM	Unaf 18-44	Unaf 45-64	Unaf 65+	Reps	Rep Men	Rep WOM	Rep 18-44	Rep 45-64	Rep 65+	Oth Prty
TOTAL	802	417	173	242	126	170	121	297	161	134	80	130	87	80	42	38	17	24	39	8
	100.0	100.0	100.0	100.0	100.0	100.0	100.0	100.0	100.0	100.0	100.0	100.0	100.0	100.0	100.0	100.0	100.0	100.0	100.0	100.0
Total More Likely to Approve	636	363	141	221	105	149	109	227	125	101	66	96	65	40	21	19	8	12	20	6
	79.3	87.0	81.7	91.0	83.3	87.4	90.3	76.4	77.8	75.2	82.6	74.0	74.2	50.2	49.6	50.9	47.5	50.9	50.9	73.3
Total More Likely to Reject	88	18	10	8	6	8	4	42	21	21	7	20	16	26	15	11	2	8	16	1
	10.9	4.4	5.9	3.3	4.8	4.6	3.6	14.1	12.9	15.4	8.3	15.1	18.0	32.9	36.0	29.5	12.0	33.6	41.6	16.1
Makes No Difference in My Opinion	79	36	22	14	15	14	7	28	15	13	7	14	7	14	6	7	7	4	3	1
	9.8	8.6	12.5	5.8	11.9	8.0	6.1	9.5	9.3	9.4	9.1	10.9	7.7	16.9	14.5	19.6	40.5	15.4	7.5	10.6
Much More Likely to Approve	426	264	99	164	68	109	86	141	80	60	45	57	39	18	12	7		7	11	3
	53.1	63.2	57.0	67.8	54.0	64.3	71.3	47.5	50.0	44.8	56.1	43.7	45.4	22.6	27.5	17.2		30.1	27.9	40.4
Somewhat More Likely to Approve	209	99	43	56	37	39	23	86	45	41	21	39	25	22	9	13	8	5	9	3
	26.1	23.8	24.7	23.1	29.4	23.0	19.0	28.8	27.8	30.4	26.6	30.3	28.8	27.6	22.0	33.7	47.5	20.8	23.0	32.9
Much More Likely to Reject	41	5	2	3	2	3		26	13	12	4	14	8	10	6	4		3	7	1
	5.2	1.2	1.3	1.2	1.4	1.9		8.6	8.1	8.9	4.8	10.6	9.1	12.8	14.8	10.6		12.5	18.6	6.8
Somewhat More Likely to Reject	46	13	8	5	4	5	4	16	8	9	3	6	8	16	9	7	2	5	9	1
	5.8	3.1	4.5	2.1	3.3	2.7	3.6	5.5	4.8	6.5	3.5	4.5	9.0	20.1	21.1	18.9	12.0	21.2	23.0	9.3

Table 17

T12. The 0.375% sales tax revenue pays for 60% of the Parks Division's operational costs, and 100% of the Open Space Division's operational costs. These costs include maintenance, capital projects, equipment, staff, and management work associated with parks and open spaces. Knowing this, are you:

	Tenure in Louisville						Familiarity With Parks and Open Space				Parks Division Job Approval				Open Space Division Job Approval				
	TOTAL	Less 2yrs	2 5y	5 10y	10 15y	15 20y	More 20y	Very Fam	Smwt Fam	Not Too	Not All	Tot Apr	Strg Apr	Tot Dis	Strg Dis	Tot Apr	Strg Apr	Tot Dis	Strg Dis
TOTAL	802 100.0	53 100.0	108 100.0	110 100.0	106 100.0	97 100.0	321 100.0	506 100.0	257 100.0	30 100.0	9 100.0	682 100.0	351 100.0	62 100.0	20 100.0	661 100.0	348 100.0	98 100.0	39 100.0
Total More Likely to Approve	636 79.3	43 81.4	97 90.1	92 83.3	90 84.4	78 80.4	233 72.6	390 77.2	216 84.0	22 72.9	7 81.9	563 82.5	314 89.4	28 45.2	7 33.3	555 84.0	306 87.9	49 49.8	16 41.7
Total More Likely to Reject	88 10.9	2 3.9	3 3.2	9 8.5	7 6.5	6 6.6	57 17.6	61 12.1	24 9.3	1 3.6	2 18.1	61 9.0	9 2.7	24 38.3	10 49.6	48 7.2	12 3.5	37 38.2	17 43.4
Makes No Difference in My Opinion	79 9.8	8 14.8	7 6.7	9 8.2	10 9.0	13 13.0	31 9.7	54 10.7	17 6.7	7 23.5		58 8.5	28 7.9	10 16.5	3 17.2	58 8.8	30 8.6	12 12.0	6 14.9
Much More Likely to Approve	426 53.1	31 58.5	63 58.7	60 54.6	59 55.7	50 51.2	162 50.4	281 55.5	126 49.2	14 46.5	5 55.3	387 56.7	245 69.6	14 22.4	3 17.0	383 57.9	237 68.1	23 23.1	11 27.3
Somewhat More Likely to Approve	209 26.1	12 22.9	34 31.4	32 28.7	31 28.8	28 29.2	71 22.2	110 21.7	89 34.8	8 26.3	2 26.6	176 25.8	70 19.8	14 22.8	3 16.3	172 26.1	69 19.8	26 26.7	6 14.4
Much More Likely to Reject	41 5.2		2 2.0	8 6.9	3 2.9	4 4.1	25 7.7	29 5.8	9 3.6	1 3.6	2 18.1	23 3.4	4 1.1	15 24.8	7 32.7	21 3.1	5 1.6	18 18.2	11 27.2
Somewhat More Likely to Reject	46 5.8	2 3.9	1 1.2	2 1.6	4 3.6	2 2.5	32 10.0	32 6.3	15 5.7			38 5.6	6 1.6	8 13.5	3 16.9	27 4.1	7 2.0	20 19.9	6 16.2

Table 17

T12. The 0.375% sales tax revenue pays for 60% of the Parks Division's operational costs, and 100% of the Open Space Division's operational costs. These costs include maintenance, capital projects, equipment, staff, and management work associated with parks and open spaces. Knowing this, are you:

	Opinion 0.375% Sales Tax Extension						Informed Opinion 0.375% Sales Tax Extension					City Spends Money Wisely				Opinion of Amount of Open Space		
	TOTAL	Tot Yes	Def Yes	Tot No	Def No	Und	Tot Yes	Def Yes	Tot No	Def No	Und	Tot Agr	Strg Agr	Tot Dis	Strg Dis	Too Much	Right Amt	Not Engh
TOTAL	802	655	471	115	56	31	669	509	99	53	34	535	210	156	69	36	485	247
	100.0	100.0	100.0	100.0	100.0	100.0	100.0	100.0	100.0	100.0	100.0	100.0	100.0	100.0	100.0	100.0	100.0	100.0
Total More Likely to Approve	636	600	438	22	1	14	615	475	9		12	477	190	71	25	14	377	217
	79.3	91.6	93.0	18.8	1.6	44.2	92.0	93.3	9.1		33.7	89.3	90.3	45.3	36.3	39.6	77.7	87.9
Total More Likely to Reject	88	9	5	78	49	1	12	5	75	48	1	26	8	60	35	18	54	15
	10.9	1.4	1.0	67.3	87.8	4.2	1.8	1.0	75.8	90.1	3.1	4.9	3.9	38.3	50.4	51.5	11.2	6.1
Makes No Difference in My Opinion	79	46	28	16	6	16	42	29	15	5	22	31	12	26	9	3	53	15
	9.8	7.1	5.9	13.9	10.6	51.6	6.3	5.7	15.1	9.9	63.2	5.8	5.9	16.4	13.3	8.9	11.0	6.0
Much More Likely to Approve	426	422	365	2		1	425	390			1	341	157	27	6	8	229	169
	53.1	64.5	77.5	2.0		4.3	63.6	76.6			2.3	63.8	74.7	17.4	8.1	23.1	47.4	68.7
Somewhat More Likely to Approve	209	178	73	19	1	13	190	85	9		11	136	33	44	20	6	147	47
	26.1	27.1	15.5	16.8	1.6	39.9	28.4	16.7	9.1		31.4	25.5	15.5	27.8	28.2	16.5	30.4	19.2
Much More Likely to Reject	41	2	2	40	32		3	1	37	34	1	15	4	26	18	10	22	9
	5.2	0.3	0.4	34.3	57.4		0.5	0.2	37.4	63.9	3.1	2.8	1.8	16.9	26.5	28.1	4.6	3.6
Somewhat More Likely to Reject	46	7	3	38	17	1	8	4	38	14		11	4	33	17	8	32	6
	5.8	1.1	0.6	33.0	30.3	4.2	1.3	0.8	38.4	26.2		2.2	2.1	21.4	23.8	23.4	6.6	2.5

Table 17

T12. The 0.375% sales tax revenue pays for 60% of the Parks Division's operational costs, and 100% of the Open Space Division's operational costs. These costs include maintenance, capital projects, equipment, staff, and management work associated with parks and open spaces. Knowing this, are you:

	Opinion of 15-Year Extension					Opinion of 20-Year Extension					Opinion of Continuing Tax					Opinion 0.5% Sales Tax					
	TOTAL	Tot Sup	Def Sup	Tot Opp	Def Opp	Und	Tot Sup	Def Sup	Tot Opp	Def Opp	Und	Tot Sup	Def Sup	Tot Opp	Def Opp	Und	Tot Yes	Def Yes	Tot No	Def No	Und
TOTAL	802	599	417	151	106	52	521	340	203	137	78	492	323	222	162	88	513	318	203	113	85
	100.0	100.0	100.0	100.0	100.0	100.0	100.0	100.0	100.0	100.0	100.0	100.0	100.0	100.0	100.0	100.0	100.0	100.0	100.0	100.0	100.0
Total More Likely to Approve	636	554	387	51	24	31	484	313	96	44	56	452	298	116	68	68	478	301	97	33	60
	79.3	92.4	92.7	33.9	22.6	59.5	92.8	92.1	47.5	31.8	71.5	91.8	92.3	52.3	42.1	77.4	93.2	94.6	47.7	29.4	70.7
Total More Likely to Reject	88	10	6	76	66	2	7	6	78	74	2	9	6	76	70	2	11	3	74	59	3
	10.9	1.6	1.3	50.4	62.3	3.9	1.4	1.6	38.6	54.0	2.9	1.8	1.7	34.3	43.1	2.8	2.1	0.9	36.5	52.0	3.3
Makes No Difference in My Opinion	79	36	25	24	16	19	30	21	28	20	20	31	19	30	24	17	24	14	32	21	22
	9.8	6.0	5.9	15.7	15.1	36.6	5.8	6.2	14.0	14.3	25.6	6.4	6.0	13.4	14.8	19.8	4.7	4.4	15.8	18.6	25.9
Much More Likely to Approve	426	398	323	18	8	11	366	264	38	15	22	344	253	52	29	30	357	262	42	11	27
	53.1	66.4	77.4	11.7	7.9	20.6	70.3	77.7	18.8	11.1	27.6	70.0	78.4	23.4	18.1	34.3	69.6	82.2	20.5	9.8	31.8
Somewhat More Likely to Approve	209	156	64	34	16	20	117	49	58	28	34	107	45	64	39	38	121	40	55	22	33
	26.1	26.0	15.3	22.3	14.7	38.9	22.5	14.4	28.7	20.6	43.9	21.8	13.9	28.9	24.0	43.1	23.6	12.4	27.2	19.6	38.9
Much More Likely to Reject	41	2	2	38	37	1	2	2	39	39		4	2	37	37	1	2	1	38	35	1
	5.2	0.4	0.5	25.2	35.2	2.1	0.4	0.7	19.3	28.5		0.8	0.7	16.5	22.6	1.2	0.4	0.3	18.9	31.3	1.2
Somewhat More Likely to Reject	46	7	3	38	29	1	5	3	39	35	2	5	3	40	33	1	9	2	36	23	2
	5.8	1.2	0.8	25.1	27.1	1.9	1.0	1.0	19.2	25.5	2.9	1.1	1.0	17.9	20.5	1.6	1.7	0.6	17.6	20.7	2.1

Table 18

T13. If the 0.375% dedicated parks and open space sales tax is not extended, the City must dramatically reduce the operational costs of the Parks and Open Space Divisions. This would result in less mowing, wildfire mitigation, and reduced trail, park, and open space maintenance. Knowing this, are you:

	Gender~Marital Status							Age~Gender												
	TOTAL	Men	Men Marr	Men Sing	Wom	Wom Marr	Wom Sing	18-34	35-44	18-44	18-44 Men	18-44 Wom	45-54	55-64	45-64	45-64 Men	45-64 Wom	65+	65+ Men	65+ Wom
TOTAL	802	379	289	80	419	269	132	104	120	225	117	106	152	176	329	154	174	249	108	139
	100.0	100.0	100.0	100.0	100.0	100.0	100.0	100.0	100.0	100.0	100.0	100.0	100.0	100.0	100.0	100.0	100.0	100.0	100.0	100.0
Total More Likely to Approve	678	312	244	63	363	235	117	90	105	196	99	96	128	147	276	128	147	206	85	121
	84.5	82.4	84.3	78.4	86.7	87.2	88.9	86.8	87.6	87.2	84.7	90.4	84.1	83.5	83.8	83.5	84.6	82.9	78.3	86.6
Total More Likely to Reject	77	43	32	8	33	22	8	5	8	13	9	4	13	20	34	15	18	30	19	11
	9.6	11.4	11.1	10.5	7.8	8.2	5.9	4.7	6.4	5.6	7.8	3.4	8.7	11.6	10.3	9.6	10.4	12.2	17.7	7.9
Makes No Difference in My Opinion	48	24	13	9	23	12	7	9	7	16	9	7	11	9	19	11	9	12	4	8
	6.0	6.3	4.7	11.2	5.5	4.6	5.2	8.5	6.1	7.2	7.5	6.2	7.1	4.9	5.9	6.9	5.0	4.9	4.0	5.6
Much More Likely to Approve	540	245	197	45	293	189	95	69	89	159	78	80	104	114	218	98	120	163	68	94
	67.3	64.5	67.9	56.4	70.0	70.1	72.2	66.6	74.4	70.8	67.1	75.1	68.3	64.6	66.3	63.7	69.0	65.4	63.0	67.4
Somewhat More Likely to Approve	138	68	47	18	70	46	22	21	16	37	21	16	24	33	58	30	27	43	17	27
	17.2	17.8	16.3	22.0	16.7	17.1	16.7	20.1	13.2	16.4	17.7	15.4	15.9	18.9	17.5	19.8	15.6	17.5	15.2	19.2
Much More Likely to Reject	34	19	12	5	15	9	5	3	6	9	5	4	6	10	16	8	8	9	6	3
	4.3	4.9	4.2	6.8	3.6	3.3	4.0	2.9	4.9	4.0	4.6	3.4	4.0	5.7	4.9	4.9	4.6	3.7	5.2	2.4
Somewhat More Likely to Reject	42	24	20	3	18	13	3	2	2	4	4		7	10	18	7	10	21	14	8
	5.3	6.5	6.9	3.7	4.2	4.9	1.9	1.8	1.5	1.6	3.1		4.7	5.9	5.4	4.7	5.8	8.5	12.5	5.5

Table 18

T13. If the 0.375% dedicated parks and open space sales tax is not extended, the City must dramatically reduce the operational costs of the Parks and Open Space Divisions. This would result in less mowing, wildfire mitigation, and reduced trail, park, and open space maintenance. Knowing this, are you:

	Democrat Voters						Unaffiliated Voters						Republican Voters					Other Voters		
	TOTAL	Dems	Dem Men	Dem WOM	Dem 18-44	Dem 45-64	Dem 65+	Unaf	Unaf Men	Unaf WOM	Unaf 18-44	Unaf 45-64	Unaf 65+	Reps	Rep Men	Rep WOM	Rep 18-44	Rep 45-64	Rep 65+	Oth Prty
TOTAL	802	417	173	242	126	170	121	297	161	134	80	130	87	80	42	38	17	24	39	8
	100.0	100.0	100.0	100.0	100.0	100.0	100.0	100.0	100.0	100.0	100.0	100.0	100.0	100.0	100.0	100.0	100.0	100.0	100.0	100.0
Total More Likely to Approve	678	378	151	226	113	154	111	242	131	111	70	102	70	53	28	25	12	18	23	5
	84.5	90.5	87.3	93.1	89.2	90.3	92.3	81.6	81.2	82.7	87.5	78.5	81.0	65.5	66.5	64.4	70.2	72.7	58.8	65.3
Total More Likely to Reject	77	17	10	7	4	10	4	37	20	16	7	17	12	20	12	8	2	5	13	2
	9.6	4.2	5.9	2.8	2.8	5.6	3.5	12.4	12.6	11.8	9.0	13.4	14.0	25.5	28.7	22.0	11.2	22.2	33.9	26.7
Makes No Difference in My Opinion	48	22	12	10	10	7	5	18	10	7	3	11	4	7	2	5	3	1	3	1
	6.0	5.3	6.9	4.1	8.0	4.1	4.2	6.0	6.1	5.5	3.6	8.1	5.0	9.0	4.9	13.6	18.7	5.1	7.2	8.0
Much More Likely to Approve	540	322	121	201	95	133	95	179	102	76	56	71	52	34	20	14	7	12	15	4
	67.3	77.3	69.8	82.8	74.9	78.1	78.6	60.2	63.3	56.9	69.8	54.9	59.3	42.8	48.3	36.8	42.4	50.6	38.2	54.4
Somewhat More Likely to Approve	138	55	30	25	18	21	17	64	29	35	14	31	19	18	8	11	5	5	8	1
	17.2	13.2	17.5	10.3	14.3	12.1	13.7	21.5	18.0	25.8	17.7	23.6	21.8	22.6	18.1	27.6	27.8	22.2	20.6	10.9
Much More Likely to Reject	34	4	2	3	3	2		21	11	10	6	11	3	9	6	3		3	6	
	4.3	1.1	0.9	1.1	2.2	1.0		7.1	6.7	7.1	7.8	8.8	3.8	11.1	14.8	7.0		12.5	15.1	
Somewhat More Likely to Reject	42	13	9	4	1	8	4	16	10	6	1	6	9	12	6	6	2	2	7	2
	5.3	3.1	5.0	1.7	0.6	4.6	3.5	5.3	5.9	4.7	1.2	4.6	10.2	14.4	13.9	15.0	11.2	9.7	18.8	26.7

Table 18

T13. If the 0.375% dedicated parks and open space sales tax is not extended, the City must dramatically reduce the operational costs of the Parks and Open Space Divisions. This would result in less mowing, wildfire mitigation, and reduced trail, park, and open space maintenance. Knowing this, are you:

	Tenure in Louisville						Familiarity With Parks and Open Space				Parks Division Job Approval				Open Space Division Job Approval				
	TOTAL	Less 2yrs	2 5y	5 10y	10 15y	15 20y	More 20y	Very Fam	Smwt Fam	Not Too	Not All	Tot Apr	Strg Apr	Tot Dis	Strg Dis	Tot Apr	Strg Apr	Tot Dis	Strg Dis
TOTAL	802	53	108	110	106	97	321	506	257	30	9	682	351	62	20	661	348	98	39
	100.0	100.0	100.0	100.0	100.0	100.0	100.0	100.0	100.0	100.0	100.0	100.0	100.0	100.0	100.0	100.0	100.0	100.0	100.0
Total More Likely to Approve	678	52	100	90	93	80	258	420	225	25	7	601	331	29	7	588	323	55	18
	84.5	98.1	92.5	81.5	87.4	83.0	80.3	83.1	87.7	81.8	81.9	88.1	94.3	46.2	35.8	88.9	92.7	56.4	47.1
Total More Likely to Reject	77		4	12	9	5	45	55	19	1	2	50	8	24	11	40	10	34	17
	9.6		3.6	11.0	8.4	5.1	14.0	10.8	7.5	3.6	18.1	7.4	2.4	38.1	51.8	6.1	2.8	34.5	44.9
Makes No Difference in My Opinion	48	1	4	8	5	12	18	31	13	4		31	12	10	3	33	16	9	3
	6.0	1.9	4.0	7.5	4.3	11.9	5.6	6.1	4.9	14.6		4.6	3.3	15.6	12.4	5.0	4.5	9.1	8.0
Much More Likely to Approve	540	44	83	78	75	62	195	340	178	15	6	486	294	17	3	475	283	36	14
	67.3	81.9	76.5	70.9	71.0	64.1	60.7	67.3	69.4	49.1	64.9	71.4	83.6	27.1	16.5	71.9	81.4	36.5	36.3
Somewhat More Likely to Approve	138	9	17	12	17	18	63	80	47	10	2	114	38	12	4	113	39	20	4
	17.2	16.2	16.0	10.6	16.3	18.9	19.6	15.8	18.2	32.7	17.0	16.7	10.7	19.2	19.3	17.0	11.3	20.0	10.8
Much More Likely to Reject	34		2	7	2	3	20	25	7	1	2	17	3	14	9	18	5	15	10
	4.3		2.0	6.7	1.9	3.0	6.2	4.9	2.7	3.6	18.1	2.5	0.8	23.4	44.9	2.7	1.5	15.4	26.6
Somewhat More Likely to Reject	42		2	5	7	2	25	30	12			33	5	9	1	23	5	19	7
	5.3		1.5	4.3	6.5	2.1	7.9	6.0	4.8			4.9	1.6	14.7	6.9	3.5	1.3	19.1	18.3



Table 18

T13. If the 0.375% dedicated parks and open space sales tax is not extended, the City must dramatically reduce the operational costs of the Parks and Open Space Divisions. This would result in less mowing, wildfire mitigation, and reduced trail, park, and open space maintenance. Knowing this, are you:

	Opinion 0.375% Sales Tax Extension						Informed Opinion 0.375% Sales Tax Extension					City Spends Money Wisely				Opinion of Amount of Open Space		
	TOTAL	Tot Yes	Def Yes	Tot No	Def No	Und	Tot Yes	Def Yes	Tot No	Def No	Und	Tot Agr	Strg Agr	Tot Dis	Strg Dis	Too Much	Right Amt	Not Engh
TOTAL	802 100.0	655 100.0	471 100.0	115 100.0	56 100.0	31 100.0	669 100.0	509 100.0	99 100.0	53 100.0	34 100.0	535 100.0	210 100.0	156 100.0	69 100.0	36 100.0	485 100.0	247 100.0
Total More Likely to Approve	678 84.5	624 95.2	451 95.8	36 31.0	5 8.4	18 57.1	641 95.8	490 96.3	21 21.4	2 3.8	16 45.4	494 92.4	196 93.3	83 53.4	28 40.0	18 50.1	407 84.0	224 90.9
Total More Likely to Reject	77 9.6	8 1.3	5 1.0	65 56.1	45 79.7	4 11.3	8 1.3	5 0.9	66 66.8	46 86.6	2 6.6	22 4.1	11 5.1	54 34.2	35 50.0	15 41.8	50 10.3	10 4.2
Makes No Difference in My Opinion	48 6.0	23 3.5	15 3.2	15 12.8	7 12.0	10 31.6	20 2.9	14 2.8	12 11.8	5 9.6	16 48.1	19 3.5	3 1.6	19 12.4	7 10.1	3 8.2	28 5.7	12 4.9
Much More Likely to Approve	540 67.3	522 79.6	423 89.8	8 7.2	3 5.6	10 30.5	532 79.5	459 90.2	5 4.7	2 3.8	3 8.4	411 76.8	177 84.4	48 30.9	16 22.6	13 37.2	309 63.8	193 78.3
Somewhat More Likely to Approve	138 17.2	102 15.6	28 6.0	27 23.8	2 2.7	8 26.6	109 16.3	31 6.1	17 16.8		13 37.0	84 15.6	19 8.9	35 22.4	12 17.3	5 12.9	98 20.2	31 12.7
Much More Likely to Reject	34 4.3	1 0.1	1 0.2	32 27.7	27 47.9	1 4.4	1 0.1	1 0.2	32 32.3	30 56.6	1 4.1	10 1.8	4 1.9	23 14.9	17 25.0	8 23.4	22 4.4	4 1.8
Somewhat More Likely to Reject	42 5.3	7 1.1	4 0.8	33 28.4	18 31.7	2 6.9	7 1.1	4 0.7	34 34.5	16 30.0	1 2.5	12 2.3	7 3.2	30 19.3	17 24.9	7 18.4	28 5.8	6 2.4

Table 18

T13. If the 0.375% dedicated parks and open space sales tax is not extended, the City must dramatically reduce the operational costs of the Parks and Open Space Divisions. This would result in less mowing, wildfire mitigation, and reduced trail, park, and open space maintenance. Knowing this, are you:

	Opinion of 15-Year Extension					Opinion of 20-Year Extension					Opinion of Continuing Tax					Opinion 0.5% Sales Tax					
	TOTAL	Tot Sup	Def Sup	Tot Opp	Def Opp	Und	Tot Sup	Def Sup	Tot Opp	Def Opp	Und	Tot Sup	Def Sup	Tot Opp	Def Opp	Und	Tot Yes	Def Yes	Tot No	Def No	Und
TOTAL	802	599	417	151	106	52	521	340	203	137	78	492	323	222	162	88	513	318	203	113	85
	100.0	100.0	100.0	100.0	100.0	100.0	100.0	100.0	100.0	100.0	100.0	100.0	100.0	100.0	100.0	100.0	100.0	100.0	100.0	100.0	100.0
Total More Likely to Approve	678	575	401	67	42	36	499	326	114	62	64	472	312	135	85	71	488	310	124	50	65
	84.5	95.9	96.2	44.6	40.0	68.7	95.8	95.8	56.5	45.4	81.5	96.0	96.6	60.5	52.5	80.7	95.1	97.3	60.9	43.8	76.5
Total More Likely to Reject	77	8	5	67	55	2	8	4	67	62	1	7	3	67	60	3	13	4	61	52	2
	9.6	1.3	1.2	44.2	51.8	4.1	1.5	1.2	33.3	44.9	1.8	1.3	0.9	30.2	37.1	3.5	2.6	1.1	30.2	45.6	2.5
Makes No Difference in My Opinion	48	17	11	17	9	14	14	10	21	13	13	13	8	21	17	14	12	5	18	12	18
	6.0	2.8	2.7	11.2	8.2	27.2	2.7	3.1	10.2	9.7	16.7	2.7	2.5	9.3	10.4	15.7	2.3	1.5	8.9	10.6	21.0
Much More Likely to Approve	540	489	381	32	16	18	438	310	62	29	39	416	296	76	43	48	426	291	69	24	45
	67.3	81.6	91.3	21.4	15.2	35.7	84.1	91.3	30.6	20.8	49.9	84.5	91.7	34.3	26.4	54.5	83.1	91.5	33.8	20.8	52.1
Somewhat More Likely to Approve	138	86	20	35	26	17	61	15	52	34	25	56	16	58	42	23	62	18	55	26	21
	17.2	14.3	4.9	23.3	24.8	33.0	11.7	4.5	25.8	24.6	31.6	11.5	4.9	26.3	26.1	26.3	12.0	5.8	27.2	22.9	24.4
Much More Likely to Reject	34	1		32	31	1	1	1	32	32	1	1		31	31	2	1	1	32	30	1
	4.3	0.2		21.1	29.3	2.7	0.2	0.3	15.8	23.2	1.8	0.1		14.0	19.3	2.7	0.2	0.3	15.7	26.6	1.6
Somewhat More Likely to Reject	42	7	5	35	24	1	7	3	36	30		6	3	36	29	1	12	3	29	21	1
	5.3	1.1	1.2	23.1	22.5	1.4	1.3	0.9	17.6	21.7		1.2	0.9	16.1	17.9	0.8	2.4	0.8	14.5	19.0	0.8

Table 19

T14. Since 2002, revenue from the 0.375% sales tax has helped fund the acquisition of Mayhoffer, Hecla and Bullhead Gulch Open Spaces. Knowing this, are you:

	Gender~Marital Status							Age~Gender												
	TOTAL	Men	Men Marr	Men Sing	Wom	Wom Marr	Wom Sing	18-34	35-44	18-44	18-44 Men	18-44 Wom	45-54	55-64	45-64	45-64 Men	45-64 Wom	65+	65+ Men	65+ Wom
TOTAL	802	379	289	80	419	269	132	104	120	225	117	106	152	176	329	154	174	249	108	139
	100.0	100.0	100.0	100.0	100.0	100.0	100.0	100.0	100.0	100.0	100.0	100.0	100.0	100.0	100.0	100.0	100.0	100.0	100.0	100.0
Total More Likely to Approve	586	262	208	49	322	209	101	69	88	157	80	76	114	133	247	111	136	182	72	109
	73.1	69.2	71.7	61.0	76.7	77.7	77.2	66.2	73.5	70.1	68.5	71.9	74.7	75.4	75.1	71.9	78.3	73.1	66.1	78.4
Total More Likely to Reject	112	67	54	9	44	32	9	8	11	19	11	7	19	27	45	25	19	47	30	17
	13.9	17.6	18.8	10.9	10.5	11.8	6.9	7.8	8.9	8.4	9.7	6.9	12.3	15.1	13.8	16.3	11.2	19.1	27.7	12.3
Makes No Difference in My Opinion	105	50	28	23	54	28	21	27	21	48	25	23	20	17	37	18	18	20	7	13
	13.0	13.3	9.6	28.1	12.8	10.5	15.9	26.0	17.7	21.5	21.8	21.3	13.0	9.5	11.1	11.8	10.5	7.9	6.1	9.3
Much More Likely to Approve	386	170	135	34	214	134	72	42	52	94	48	45	75	88	163	72	91	129	50	78
	48.2	44.9	46.6	42.7	51.2	49.9	55.0	40.0	43.5	41.9	40.8	42.7	49.4	49.8	49.6	46.9	52.2	52.0	46.5	56.3
Somewhat More Likely to Approve	200	92	73	15	107	75	29	27	36	63	32	31	39	45	84	38	45	52	21	31
	24.9	24.3	25.1	18.3	25.5	27.8	22.2	26.2	30.0	28.2	27.6	29.2	25.3	25.6	25.5	24.9	26.1	21.1	19.7	22.1
Much More Likely to Reject	55	37	30	6	17	11	6	5	4	9	7	2	9	17	26	14	11	21	16	5
	6.9	9.8	10.3	7.2	4.1	4.2	4.2	4.5	3.3	3.8	5.8	1.5	5.6	9.6	7.8	9.2	6.2	8.5	15.1	3.3
Somewhat More Likely to Reject	56	29	24	3	27	20	4	3	7	10	5	6	10	10	20	11	9	26	14	13
	7.0	7.7	8.4	3.7	6.4	7.5	2.7	3.3	5.6	4.5	3.9	5.3	6.7	5.4	6.0	7.1	5.0	10.5	12.7	9.0

Table 19

T14. Since 2002, revenue from the 0.375% sales tax has helped fund the acquisition of Mayhoffer, Hecla and Bullhead Gulch Open Spaces. Knowing this, are you:

	Democrat Voters						Unaffiliated Voters					Republican Voters					Other Voters			
	TOTAL	Dems	Dem Men	Dem WOM	Dem 18-44	Dem 45-64	Dem 65+	Unaf	Unaf Men	Unaf WOM	Unaf 18-44	Unaf 45-64	Unaf 65+	Reps	Rep Men	Rep WOM	Rep 18-44	Rep 45-64	Rep 65+	Oth Prty
TOTAL	802	417	173	242	126	170	121	297	161	134	80	130	87	80	42	38	17	24	39	8
	100.0	100.0	100.0	100.0	100.0	100.0	100.0	100.0	100.0	100.0	100.0	100.0	100.0	100.0	100.0	100.0	100.0	100.0	100.0	100.0
Total More Likely to Approve	586	338	135	202	92	142	104	206	107	98	57	89	59	36	17	19	7	13	17	6
	73.1	81.1	78.2	83.2	72.6	83.5	86.5	69.4	66.5	73.2	71.9	68.7	68.1	44.9	41.0	49.3	40.2	51.5	42.8	73.3
Total More Likely to Reject	112	30	16	13	8	12	9	49	32	16	8	24	17	32	18	14	3	8	21	1
	13.9	7.1	9.1	5.6	6.4	7.2	7.6	16.4	20.1	11.7	9.5	18.8	19.1	39.7	42.7	36.5	17.9	33.0	53.7	16.1
Makes No Difference in My Opinion	105	49	22	27	26	16	7	42	22	20	15	16	11	12	7	5	7	4	1	1
	13.0	11.8	12.7	11.3	20.9	9.3	5.9	14.2	13.4	15.0	18.5	12.4	12.7	15.3	16.3	14.2	41.9	15.5	3.5	10.6
Much More Likely to Approve	386	239	91	147	55	102	82	126	69	57	34	55	37	18	9	9	3	6	9	4
	48.2	57.2	52.5	60.7	43.9	59.7	67.7	42.5	42.9	42.2	42.8	42.4	42.4	22.4	22.2	22.5	17.7	23.2	23.9	45.4
Somewhat More Likely to Approve	200	99	45	55	36	40	23	80	38	42	23	34	22	18	8	10	4	7	7	2
	24.9	23.8	25.8	22.5	28.7	23.8	18.8	26.9	23.6	31.1	29.2	26.3	25.8	22.5	18.7	26.7	22.5	28.3	18.9	27.9
Much More Likely to Reject	55	10	6	4	3	5	2	29	18	10	6	14	9	16	13	3		5	10	1
	6.9	2.5	3.3	1.8	2.4	3.1	1.7	9.7	11.2	7.5	7.0	11.0	10.2	19.7	31.1	7.0		22.5	26.5	6.8
Somewhat More Likely to Reject	56	19	10	9	5	7	7	20	14	6	2	10	8	16	5	11	3	3	11	1
	7.0	4.6	5.8	3.8	4.1	4.1	6.0	6.7	8.9	4.2	2.5	7.9	8.9	20.1	11.6	29.5	17.9	10.5	27.1	9.3

Table 19

T14. Since 2002, revenue from the 0.375% sales tax has helped fund the acquisition of Mayhoffer, Hecla and Bullhead Gulch Open Spaces. Knowing this, are you:

	Tenure in Louisville							Familiarity With Parks and Open Space				Parks Division Job Approval				Open Space Division Job Approval			
	TOTAL	Less 2yrs	2 5y	5 10y	10 15y	15 20y	More 20y	Very Fam	Smwt Fam	Not Too	Not All	Tot Apr	Strg Apr	Tot Dis	Strg Dis	Tot Apr	Strg Apr	Tot Dis	Strg Dis
TOTAL	802	53	108	110	106	97	321	506	257	30	9	682	351	62	20	661	348	98	39
	100.0	100.0	100.0	100.0	100.0	100.0	100.0	100.0	100.0	100.0	100.0	100.0	100.0	100.0	100.0	100.0	100.0	100.0	100.0
Total More Likely to Approve	586	42	80	82	78	74	229	371	190	17	7	521	291	24	5	510	290	47	18
	73.1	78.7	74.0	74.2	73.5	76.1	71.3	73.3	74.0	57.2	81.9	76.4	82.8	39.0	25.8	77.1	83.3	47.7	45.5
Total More Likely to Reject	112	1	7	14	14	11	63	75	31	4	2	76	16	30	12	69	15	38	18
	13.9	1.6	6.3	12.4	12.8	11.6	19.8	14.8	12.1	12.8	18.1	11.1	4.5	49.2	60.4	10.5	4.2	38.6	45.9
Makes No Difference in My Opinion	105	11	21	15	15	12	28	60	36	9		85	45	7	3	82	43	13	3
	13.0	19.8	19.6	13.4	13.7	12.3	8.9	11.8	13.9	30.0		12.5	12.7	11.8	13.8	12.4	12.5	13.7	8.6
Much More Likely to Approve	386	31	49	54	50	45	156	259	112	11	4	350	218	13	1	343	219	25	9
	48.2	57.5	45.4	48.8	47.5	46.9	48.7	51.2	43.6	37.8	46.8	51.3	62.1	21.2	4.8	51.9	63.1	25.9	22.8
Somewhat More Likely to Approve	200	11	31	28	28	28	73	112	78	6	3	171	72	11	4	167	70	21	9
	24.9	21.1	28.6	25.4	26.0	29.2	22.6	22.2	30.5	19.4	35.1	25.1	20.6	17.8	21.0	25.2	20.2	21.8	22.7
Much More Likely to Reject	55	1	2	8	5	6	32	39	13	1	2	34	4	18	8	32	7	21	13
	6.9	1.6	2.2	6.9	4.9	6.7	9.9	7.8	5.2	3.6	18.1	5.0	1.2	29.6	39.5	4.8	2.1	21.4	33.1
Somewhat More Likely to Reject	56		4	6	8	5	32	36	18	3		41	12	12	4	38	7	17	5
	7.0		4.1	5.4	7.8	4.9	9.9	7.1	6.9	9.2		6.1	3.3	19.6	20.9	5.7	2.1	17.2	12.8

Table 19

T14. Since 2002, revenue from the 0.375% sales tax has helped fund the acquisition of Mayhoffer, Hecla and Bullhead Gulch Open Spaces. Knowing this, are you:

	Opinion 0.375% Sales Tax Extension						Informed Opinion 0.375% Sales Tax Extension					City Spends Money Wisely				Opinion of Amount of Open Space		
	TOTAL	Tot Yes	Def Yes	Tot No	Def No	Und	Tot Yes	Def Yes	Tot No	Def No	Und	Tot Agr	Strg Agr	Tot Dis	Strg Dis	Too Much	Right Amt	Not Engh
TOTAL	802	655	471	115	56	31	669	509	99	53	34	535	210	156	69	36	485	247
	100.0	100.0	100.0	100.0	100.0	100.0	100.0	100.0	100.0	100.0	100.0	100.0	100.0	100.0	100.0	100.0	100.0	100.0
Total More Likely to Approve	586	554	420	20	1	12	570	454	9	4	7	449	186	57	20	7	337	219
	73.1	84.6	89.1	17.2	1.8	38.0	85.2	89.2	8.7	6.6	21.0	84.0	88.8	36.3	29.4	20.0	69.5	88.9
Total More Likely to Reject	112	27	7	80	48	5	28	7	78	45	5	33	11	73	40	24	77	8
	13.9	4.1	1.6	69.5	84.4	14.8	4.2	1.4	78.8	84.3	15.5	6.2	5.3	46.4	57.8	66.7	16.0	3.3
Makes No Difference in My Opinion	105	74	44	15	8	15	70	48	12	5	22	52	12	27	9	5	70	19
	13.0	11.4	9.4	13.2	13.8	47.2	10.5	9.4	12.5	9.2	63.6	9.8	5.9	17.3	12.8	13.3	14.5	7.8
Much More Likely to Approve	386	379	327	2	1	6	384	352	2	1		306	142	29	9	5	184	184
	48.2	57.8	69.5	1.6	1.8	18.8	57.5	69.1	2.0	1.9		57.3	67.6	18.3	12.7	14.5	38.0	74.5
Somewhat More Likely to Approve	200	175	92	18		6	186	102	7	3	7	143	44	28	12	2	153	36
	24.9	26.8	19.6	15.6		19.2	27.8	20.1	6.7	4.7	21.0	26.7	21.2	18.1	16.7	5.5	31.5	14.5
Much More Likely to Reject	55	8	3	45	33	2	7	3	47	35	1	16	6	38	25	18	34	3
	6.9	1.2	0.7	39.3	58.2	7.6	1.0	0.7	47.5	65.4	4.2	3.0	2.8	24.2	36.3	49.8	7.1	1.2
Somewhat More Likely to Reject	56	19	4	35	15	2	22	4	31	10	4	17	5	35	15	6	43	5
	7.0	2.9	0.8	30.3	26.2	7.2	3.2	0.8	31.2	18.9	11.3	3.2	2.5	22.1	21.5	16.9	8.8	2.0

Table 19

T14. Since 2002, revenue from the 0.375% sales tax has helped fund the acquisition of Mayhoffer, Hecla and Bullhead Gulch Open Spaces. Knowing this, are you:

	Opinion of 15-Year Extension						Opinion of 20-Year Extension					Opinion of Continuing Tax					Opinion 0.5% Sales Tax				
	TOTAL	Tot Sup	Def Sup	Tot Opp	Def Opp	Und	Tot Sup	Def Sup	Tot Opp	Def Opp	Und	Tot Sup	Def Sup	Tot Opp	Def Opp	Und	Tot Yes	Def Yes	Tot No	Def No	Und
TOTAL	802	599	417	151	106	52	521	340	203	137	78	492	323	222	162	88	513	318	203	113	85
	100.0	100.0	100.0	100.0	100.0	100.0	100.0	100.0	100.0	100.0	100.0	100.0	100.0	100.0	100.0	100.0	100.0	100.0	100.0	100.0	100.0
Total More Likely to Approve	586	520	371	40	22	26	463	302	78	35	45	433	290	94	51	59	457	293	76	26	53
	73.1	86.8	88.8	26.8	20.5	49.3	88.8	88.6	38.6	25.4	57.3	88.0	89.7	42.4	31.4	67.0	89.0	92.1	37.5	22.7	61.7
Total More Likely to Reject	112	16	7	90	71	6	9	6	94	84	8	10	7	94	85	7	16	5	94	69	2
	13.9	2.7	1.7	59.4	67.1	10.9	1.7	1.7	46.5	61.0	10.7	2.1	2.2	42.1	52.5	8.4	3.1	1.6	46.1	61.4	2.1
Makes No Difference in My Opinion	105	63	40	21	13	21	49	33	30	19	25	49	26	34	26	22	40	20	33	18	31
	13.0	10.5	9.6	13.8	12.5	39.8	9.5	9.6	14.9	13.7	32.0	9.9	8.1	15.5	16.2	24.6	7.9	6.3	16.4	15.9	36.2
Much More Likely to Approve	386	359	298	15	7	13	333	249	36	15	17	320	243	42	26	24	331	249	30	11	25
	48.2	59.9	71.4	9.7	6.9	24.2	63.9	73.3	17.8	11.2	22.2	65.1	75.1	18.9	15.9	27.3	64.6	78.3	14.6	9.5	29.6
Somewhat More Likely to Approve	200	161	72	26	14	13	130	52	42	20	27	112	47	52	25	35	125	44	47	15	27
	24.9	26.8	17.3	17.0	13.6	25.1	24.9	15.4	20.8	14.2	35.1	22.9	14.6	23.5	15.4	39.7	24.4	13.8	22.9	13.2	32.1
Much More Likely to Reject	55	3	2	51	47	2	2	2	51	50	3	3	2	52	50	1	2	2	52	45	1
	6.9	0.5	0.5	33.5	44.0	3.4	0.4	0.6	25.0	36.3	3.3	0.6	0.7	23.2	30.7	1.0	0.4	0.7	25.6	40.0	1.3
Somewhat More Likely to Reject	56	13	5	39	24	4	7	4	44	34	6	8	5	42	35	7	14	3	42	24	1
	7.0	2.2	1.2	26.0	23.1	7.6	1.3	1.1	21.6	24.7	7.4	1.5	1.5	18.9	21.7	7.5	2.7	0.9	20.5	21.4	0.8

Table 20

T15. Thank you for learning why the City is placing a ballot measure on the November ballot. As a reminder, the ballot measure may ask voters to approve or reject a 0.375% sales tax extension for 10 years to continue generating a \$2.85 million annual dedicated funding source for the maintenance of parks, trails, open space, and land acquisition. A 0.375% sales tax extension would cost a consumer 3.75 cents on a \$10 purchase of taxable items. If an election were held today, would you vote yes and approve or vote no and reject an extension of the 0.375% sales tax for 10 years to generate a \$2.85 million annual dedicated funding source for the annual maintenance of parks, trails, open space, and land acquisition?

	Gender~Marital Status							Age~Gender												
	TOTAL	Men	Men Marr	Men Sing	Wom	Wom Marr	Wom Sing	18-34	35-44	18-44	18-44 Men	18-44 Wom	45-54	55-64	45-64	45-64 Men	45-64 Wom	65+	65+ Men	65+ Wom
TOTAL	802	379	289	80	419	269	132	104	120	225	117	106	152	176	329	154	174	249	108	139
	100.0	100.0	100.0	100.0	100.0	100.0	100.0	100.0	100.0	100.0	100.0	100.0	100.0	100.0	100.0	100.0	100.0	100.0	100.0	100.0
Total Yes, Approve	669	306	240	63	361	229	117	89	106	195	98	96	128	149	277	127	150	197	81	115
	83.4	80.6	82.9	78.2	86.2	85.2	89.2	85.7	87.7	86.8	83.7	90.5	84.0	84.5	84.3	82.6	86.3	79.2	74.5	82.9
Total No, Reject	99	57	42	10	40	29	9	7	9	16	11	5	16	24	40	22	17	43	24	18
	12.3	15.0	14.5	12.7	9.6	10.9	6.9	6.6	7.7	7.2	9.5	4.5	10.3	13.7	12.1	14.0	10.0	17.2	22.5	13.1
Undecided	34	16	7	7	18	11	5	8	5	14	8	5	9	3	12	5	7	9	3	6
	4.3	4.3	2.6	9.1	4.2	4.0	3.9	7.7	4.6	6.0	6.9	5.0	5.7	1.8	3.6	3.4	3.8	3.6	3.0	4.1
Definitely Yes, Approve	509	233	182	48	275	171	94	70	87	157	81	76	97	108	206	91	114	146	60	85
	63.5	61.4	62.9	59.9	65.5	63.5	71.6	67.5	72.4	70.1	69.2	71.3	63.9	61.5	62.6	59.4	65.7	58.6	55.7	60.9
Probably Yes, Approve	160	73	58	15	87	58	23	19	18	37	17	20	31	41	71	36	36	51	20	31
	19.9	19.2	20.1	18.3	20.7	21.7	17.6	18.1	15.3	16.6	14.4	19.2	20.1	23.1	21.7	23.1	20.5	20.6	18.8	22.0
Definitely No, Reject	53	32	24	4	20	13	5	5	6	11	7	4	8	15	23	12	10	19	13	6
	6.6	8.5	8.3	5.3	4.7	5.0	4.0	4.8	5.3	5.1	6.3	3.5	5.5	8.3	7.0	8.0	5.7	7.6	11.7	4.3
Probably No, Reject	46	25	18	6	21	16	4	2	3	5	4	1	7	10	17	9	7	24	12	12
	5.7	6.5	6.2	7.3	5.0	5.9	2.9	1.8	2.4	2.1	3.2	1.0	4.8	5.4	5.1	6.0	4.3	9.6	10.7	8.8



Table 20

T15. Thank you for learning why the City is placing a ballot measure on the November ballot. As a reminder, the ballot measure may ask voters to approve or reject a 0.375% sales tax extension for 10 years to continue generating a \$2.85 million annual dedicated funding source for the maintenance of parks, trails, open space, and land acquisition. A 0.375% sales tax extension would cost a consumer 3.75 cents on a \$10 purchase of taxable items. If an election were held today, would you vote yes and approve or vote no and reject an extension of the 0.375% sales tax for 10 years to generate a \$2.85 million annual dedicated funding source for the annual maintenance of parks, trails, open space, and land acquisition?

	Democrat Voters						Unaffiliated Voters						Republican Voters					Other Voters		
	TOTAL	Dems	Dem Men	Dem WOM	Dem 18-44	Dem 45-64	Dem 65+	Unaf	Unaf Men	Unaf WOM	Unaf 18-44	Unaf 45-64	Unaf 65+	Reps	Rep Men	Rep WOM	Rep 18-44	Rep 45-64	Rep 65+	Oth Prty
TOTAL	802 100.0	417 100.0	173 100.0	242 100.0	126 100.0	170 100.0	121 100.0	297 100.0	161 100.0	134 100.0	80 100.0	130 100.0	87 100.0	80 100.0	42 100.0	38 100.0	17 100.0	24 100.0	39 100.0	8 100.0
Total Yes, Approve	669 83.4	392 94.1	159 92.2	232 95.7	119 93.9	160 93.9	114 94.6	228 76.8	123 76.7	104 77.3	67 83.8	99 76.5	61 70.7	43 53.4	20 47.9	23 59.3	8 46.9	15 61.3	20 51.2	6 73.3
Total No, Reject	99 12.3	16 3.8	9 5.4	6 2.5	4 3.1	8 4.6	4 3.6	49 16.6	27 16.9	21 15.8	7 9.0	23 17.9	19 21.6	32 40.1	20 47.2	12 32.4	5 29.8	8 33.6	19 48.8	1 16.1
Undecided	34 4.3	8 2.0	4 2.4	4 1.8	4 3.0	2 1.5	2 1.8	20 6.6	10 6.4	9 6.9	6 7.2	7 5.5	7 7.7	5 6.5	2 4.9	3 8.3	4 23.3	1 5.1		1 10.6
Definitely Yes, Approve	509 63.5	321 77.0	128 74.1	192 79.3	100 79.3	131 77.3	89 74.1	164 55.1	90 56.0	73 54.5	53 66.2	67 51.5	44 50.4	20 24.8	13 30.0	7 19.1	3 17.7	6 24.5	11 28.2	4 54.4
Probably Yes, Approve	160 19.9	71 17.1	31 18.1	40 16.5	18 14.5	28 16.6	25 20.5	64 21.6	33 20.7	31 22.9	14 17.6	33 25.0	18 20.2	23 28.5	8 18.0	15 40.2	5 29.2	9 36.8	9 23.0	2 18.9
Definitely No, Reject	53 6.6	8 1.8	6 3.2	2 0.7	3 2.4	4 2.1	1 0.8	28 9.3	14 8.7	13 9.5	5 6.5	15 11.3	8 9.0	17 21.7	12 29.0	5 13.6	3 18.7	4 16.8	10 26.1	1 6.8
Probably No, Reject	46 5.7	8 2.0	4 2.2	4 1.8	1 0.7	4 2.5	3 2.8	22 7.3	13 8.2	8 6.3	2 2.5	9 6.6	11 12.6	15 18.5	8 18.2	7 18.8	2 11.2	4 16.8	9 22.8	1 9.3

Table 20

T15. Thank you for learning why the City is placing a ballot measure on the November ballot. As a reminder, the ballot measure may ask voters to approve or reject a 0.375% sales tax extension for 10 years to continue generating a \$2.85 million annual dedicated funding source for the maintenance of parks, trails, open space, and land acquisition. A 0.375% sales tax extension would cost a consumer 3.75 cents on a \$10 purchase of taxable items. If an election were held today, would you vote yes and approve or vote no and reject an extension of the 0.375% sales tax for 10 years to generate a \$2.85 million annual dedicated funding source for the annual maintenance of parks, trails, open space, and land acquisition?

	Tenure in Louisville						Familiarity With Parks and Open Space				Parks Division Job Approval				Open Space Division Job Approval				
	TOTAL	Less 2yrs	2 5y	5 10y	10 15y	15 20y	More 20y	Very Fam	Smwt Fam	Not Too	Not All	Tot Apr	Strg Apr	Tot Dis	Strg Dis	Tot Apr	Strg Apr	Tot Dis	Strg Dis
TOTAL	802	53	108	110	106	97	321	506	257	30	9	682	351	62	20	661	348	98	39
	100.0	100.0	100.0	100.0	100.0	100.0	100.0	100.0	100.0	100.0	100.0	100.0	100.0	100.0	100.0	100.0	100.0	100.0	100.0
Total Yes, Approve	669	52	98	93	93	86	243	415	222	25	7	592	336	30	8	585	327	53	17
	83.4	98.4	91.3	84.9	88.0	89.2	75.7	82.1	86.5	82.3	73.4	86.8	95.5	48.4	38.0	88.6	94.0	53.7	44.6
Total No, Reject	99		3	13	11	5	63	71	23	2	2	67	9	28	13	53	12	40	20
	12.3		3.2	11.8	10.1	5.3	19.7	14.1	9.1	7.7	18.1	9.8	2.5	45.8	62.0	8.0	3.6	41.2	50.4
Undecided	34	1	6	4	2	5	15	19	11	3	1	23	7	4		23	8	5	2
	4.3	1.6	5.5	3.3	1.9	5.5	4.6	3.8	4.5	10.0	8.5	3.3	2.0	5.8		3.5	2.4	5.1	5.0
Definitely Yes, Approve	509	43	73	78	69	68	176	337	149	18	5	465	289	16	2	458	278	27	10
	63.5	80.4	67.7	71.3	64.6	70.0	55.0	66.7	58.1	58.0	55.8	68.2	82.2	26.0	9.2	69.3	79.9	27.1	25.7
Probably Yes, Approve	160	10	25	15	25	19	66	78	73	7	2	127	47	14	6	128	49	26	7
	19.9	18.1	23.5	13.6	23.4	19.2	20.7	15.5	28.4	24.3	17.6	18.7	13.3	22.4	28.9	19.3	14.1	26.5	19.0
Definitely No, Reject	53		3	10	1	4	30	40	11	1	2	32	3	20	10	26	6	25	15
	6.6		3.2	9.5	1.2	4.5	9.5	7.9	4.1	3.6	18.1	4.7	0.8	32.0	49.9	4.0	1.8	25.8	39.5
Probably No, Reject	46			3	9	1	33	32	13	1		35	6	8	2	26	6	15	4
	5.7			2.3	8.9	0.8	10.2	6.2	5.0	4.1		5.2	1.7	13.7	12.1	4.0	1.8	15.4	10.9

Table 20

T15. Thank you for learning why the City is placing a ballot measure on the November ballot. As a reminder, the ballot measure may ask voters to approve or reject a 0.375% sales tax extension for 10 years to continue generating a \$2.85 million annual dedicated funding source for the maintenance of parks, trails, open space, and land acquisition. A 0.375% sales tax extension would cost a consumer 3.75 cents on a \$10 purchase of taxable items. If an election were held today, would you vote yes and approve or vote no and reject an extension of the 0.375% sales tax for 10 years to generate a \$2.85 million annual dedicated funding source for the annual maintenance of parks, trails, open space, and land acquisition?

	Opinion 0.375% Sales Tax Extension					Informed Opinion 0.375% Sales Tax Extension					City Spends Money Wisely				Opinion of Amount of Open Space			
	TOTAL	Tot Yes	Def Yes	Tot No	Def No	Und	Tot Yes	Def Yes	Tot No	Def No	Und	Tot Agr	Strg Agr	Tot Dis	Strg Dis	Too Much	Rght Amt	Not Engh
TOTAL	802 100.0	655 100.0	471 100.0	115 100.0	56 100.0	31 100.0	669 100.0	509 100.0	99 100.0	53 100.0	34 100.0	535 100.0	210 100.0	156 100.0	69 100.0	36 100.0	485 100.0	247 100.0
Total Yes, Approve	669 83.4	647 98.7	470 99.8	13 10.8	2 2.7	10 31.1	669 100.0	509 100.0				496 92.8	200 95.4	71 45.4	24 34.4	11 31.0	396 81.8	232 94.1
Total No, Reject	99 12.3	1 0.2		94 81.6	52 92.1	3 10.4			99 100.0	53 100.0		24 4.5	8 3.8	73 46.9	43 62.3	22 62.1	66 13.7	9 3.8
Undecided	34 4.3	7 1.1	1 0.2	9 7.6	3 5.2	18 58.5					34 100.0	14 2.7	2 0.8	12 7.6	2 3.2	2 6.9	22 4.5	5 2.1
Definitely Yes, Approve	509 63.5	507 77.4	451 95.8	1 0.8		1 2.1	509 76.1	509 100.0				398 74.4	182 86.6	40 25.3	10 14.8	7 19.2	282 58.1	201 81.4
Probably Yes, Approve	160 19.9	139 21.3	19 4.0	12 10.1	2 2.7	9 28.9	160 23.9					98 18.4	18 8.8	32 20.2	14 19.7	4 11.8	115 23.7	31 12.7
Definitely No, Reject	53 6.6			53 46.2	46 80.8				53 53.9	53 100.0		15 2.8	6 2.6	38 24.4	30 43.1	10 28.8	36 7.5	7 2.7
Probably No, Reject	46 5.7	1 0.2		41 35.4	6 11.3	3 10.4			46 46.1			9 1.7	3 1.2	35 22.5	13 19.2	12 33.2	30 6.1	3 1.1

Table 20

T15. Thank you for learning why the City is placing a ballot measure on the November ballot. As a reminder, the ballot measure may ask voters to approve or reject a 0.375% sales tax extension for 10 years to continue generating a \$2.85 million annual dedicated funding source for the maintenance of parks, trails, open space, and land acquisition. A 0.375% sales tax extension would cost a consumer 3.75 cents on a \$10 purchase of taxable items. If an election were held today, would you vote yes and approve or vote no and reject an extension of the 0.375% sales tax for 10 years to generate a \$2.85 million annual dedicated funding source for the annual maintenance of parks, trails, open space, and land acquisition?

	Opinion of 15-Year Extension					Opinion of 20-Year Extension					Opinion of Continuing Tax					Opinion 0.5% Sales Tax					
	TOTAL	Tot Sup	Def Sup	Tot Opp	Def Opp	Und	Tot Sup	Def Sup	Tot Opp	Def Opp	Und	Tot Sup	Def Sup	Tot Opp	Def Opp	Und	Tot Yes	Def Yes	Tot No	Def No	Und
TOTAL	802	599	417	151	106	52	521	340	203	137	78	492	323	222	162	88	513	318	203	113	85
	100.0	100.0	100.0	100.0	100.0	100.0	100.0	100.0	100.0	100.0	100.0	100.0	100.0	100.0	100.0	100.0	100.0	100.0	100.0	100.0	100.0
Total Yes, Approve	669	595	416	45	25	28	519	339	93	43	57	489	322	113	67	67	503	317	102	33	64
	83.4	99.3	99.5	30.1	23.2	54.7	99.6	99.7	45.9	31.6	72.6	99.5	99.7	50.7	41.3	76.4	98.0	99.7	50.0	29.4	75.2
Total No, Reject	99	1	1	95	76	2	1	1	96	85	1	2	1	96	85	1	9	1	88	69	2
	12.3	0.2	0.3	63.2	71.5	4.2	0.2	0.3	47.6	61.6	1.6	0.4	0.3	43.0	52.5	1.4	1.7	0.3	43.3	61.1	2.5
Undecided	34	3	1	10	6	21	1		13	9	20	1		14	10	19	2		14	11	19
	4.3	0.5	0.2	6.7	5.3	41.0	0.1		6.5	6.8	25.8	0.2		6.3	6.1	22.2	0.3		6.7	9.5	22.4
Definitely Yes, Approve	509	479	399	19	10	12	445	331	39	19	24	423	313	52	29	34	435	313	46	16	28
	63.5	79.9	95.6	12.3	9.2	22.5	85.5	97.3	19.4	13.9	31.1	86.0	96.8	23.4	17.7	38.3	84.8	98.3	22.6	13.8	32.4
Probably Yes, Approve	160	116	16	27	15	17	74	8	54	24	32	66	9	61	38	33	68	4	56	18	37
	19.9	19.4	3.9	17.8	14.0	32.2	14.2	2.4	26.5	17.7	41.5	13.4	2.8	27.2	23.7	38.1	13.2	1.4	27.4	15.7	42.8
Definitely No, Reject	53	1	1	52	52		1	1	52	52		2	1	51	50		1	1	51	49	1
	6.6	0.2	0.3	34.5	49.2		0.2	0.3	25.7	37.9		0.4	0.3	23.1	31.1		0.2	0.3	25.1	43.1	1.3
Probably No, Reject	46			43	24	2			44	33	1			44	35	1	8		37	20	1
	5.7			28.7	22.3	4.2			21.9	23.7	1.6			19.9	21.4	1.4	1.5		18.2	18.0	1.1

Table 21

T18. If you had to choose, do you lean more towards voting yes and approving the ballot measure, or do you lean more towards voting no and rejecting it?

	Gender~Marital Status							Age~Gender												
	TOTAL	Men	Men Marr	Men Sing	Wom	Wom Marr	Wom Sing	18-34	35-44	18-44	18-44 Men	18-44 Wom	45-54	55-64	45-64	45-64 Men	45-64 Wom	65+	65+ Men	65+ Wom
TOTAL	34	16	7	7	18	11	5	8	5	14	8	5	9	3	12	5	7	9	3	6
	100.0	100.0	100.0	100.0	100.0	100.0	100.0	100.0	100.0	100.0	100.0	100.0	100.0	100.0	100.0	100.0	100.0	100.0	100.0	100.0
Lean Towards Yes, Approve	5	3	1	1	2	2		1	1	2	2		2		2	1	1	1		1
	15.0	18.9	12.8	19.0	11.5	19.0		17.3	17.3	17.3	29.2		18.0		13.2	14.8	11.9	13.9		21.8
Lean Towards No, Reject	5	3	2	1	2	2							3		3	2	1	2	1	1
	15.2	17.6	22.7	16.6	13.1	21.6							33.8		24.7	32.2	18.8	25.6	37.5	18.8
Still Undecided	24	10	5	5	13	6	5	7	5	11	6	5	4	3	7	3	5	5	2	3
	69.8	63.5	64.5	64.4	75.4	59.4	100.0	82.7	82.7	82.7	70.8	100.0	48.2	100.0	62.1	52.9	69.3	60.5	62.5	59.4

Table 21

T18. If you had to choose, do you lean more towards voting yes and approving the ballot measure, or do you lean more towards voting no and rejecting it?

	Democrat Voters						Unaffiliated Voters						Republican Voters					Other Voters		
	TOTAL	Dems	Dem Men	Dem WOM	Dem 18-44	Dem 45-64	Dem 65+	Unaf	Unaf Men	Unaf WOM	Unaf 18-44	Unaf 45-64	Unaf 65+	Reps	Rep Men	Rep WOM	Rep 18-44	Rep 45-64	Rep 65+	Oth Prty
TOTAL	34	8	4	4	4	2	2	20	10	9	6	7	7	5	2	3	4	1		1
	100.0	100.0	100.0	100.0	100.0	100.0	100.0	100.0	100.0	100.0	100.0	100.0	100.0	100.0	100.0	100.0	100.0	100.0		100.0
Lean Towards Yes, Approve	5							5	3	2	2	2	1							
	15.0							26.1	30.5	21.8	40.7	21.6	18.4							
Lean Towards No, Reject	5	2	2			1	1	2	1	1		1	1	1		1		1		
	15.2	22.8	46.0			28.7	55.6	10.3	9.4	11.5		13.4	15.8	23.8		39.1		100.0		
Still Undecided	24	7	2	4	4	2	1	13	6	6	3	5	4	4	2	2	4			1
	69.8	77.2	54.0	100.0	100.0	71.3	44.4	63.6	60.1	66.8	59.3	65.1	65.8	76.2	100.0	60.9	100.0			100.0

Table 21

T18. If you had to choose, do you lean more towards voting yes and approving the ballot measure, or do you lean more towards voting no and rejecting it?

	Tenure in Louisville						Familiarity With Parks and Open Space				Parks Division Job Approval				Open Space Division Job Approval				
	TOTAL	Less 2yrs	2 5y	5 10y	10 15y	15 20y	More 20y	Very Fam	Smwt Fam	Not Too	Not All	Tot Apr	Strg Apr	Tot Dis	Strg Dis	Tot Apr	Strg Apr	Tot Dis	Strg Dis
TOTAL	34	1	6	4	2	5	15	19	11	3	1	23	7	4		23	8	5	2
	100.0	100.0	100.0	100.0	100.0	100.0	100.0	100.0	100.0	100.0	100.0	100.0	100.0	100.0		100.0	100.0	100.0	100.0
Lean Towards Yes, Approve	5		3			1	1	3	1		1	4	3	1		5	3		
	15.0		49.9			14.7	9.5	18.0	8.3		100.0	17.1	44.8	34.4		22.5	37.1		
Lean Towards No, Reject	5					2	3	4	1			5	3			5	2		
	15.2					46.3	18.7	22.3	8.4			22.8	39.3			22.7	24.0		
Still Undecided	24	1	3	4	2	2	11	11	10	3		14	1	2		13	3	5	2
	69.8	100.0	50.1	100.0	100.0	39.0	71.8	59.8	83.3	100.0		60.0	15.9	65.6		54.8	38.9	100.0	100.0

Table 21

T18. If you had to choose, do you lean more towards voting yes and approving the ballot measure, or do you lean more towards voting no and rejecting it?

	Opinion 0.375% Sales Tax Extension					Informed Opinion 0.375% Sales Tax Extension					City Spends Money Wisely				Opinion of Amount of Open Space				
	TOTAL	Tot Yes	Def Yes	Tot No	Def No	Und	Tot Yes	Def Yes	Tot No	Def No	Und	Tot Agr	Strg Agr	Tot Dis	Strg Dis	Too Much	Right Amt	Not Engh	
TOTAL	34	7	1	9	3	18						34	14	2	12	2	2	22	5
	100.0	100.0	100.0	100.0	100.0	100.0						100.0	100.0	100.0	100.0	100.0	100.0	100.0	100.0
Lean Towards Yes, Approve	5	2				3						5	5	1				4	
	15.0	30.6				16.1						15.0	35.4	46.4				19.1	
Lean Towards No, Reject	5			4	2	1						5	2		3	1	1	4	
	15.2			45.5	69.4	6.6						15.2	15.9		24.3	54.1	29.0	20.5	
Still Undecided	24	5	1	5	1	14						24	7	1	9	1	2	13	5
	69.8	69.4	100.0	54.5	30.6	77.3						69.8	48.7	53.6	75.7	45.9	71.0	60.4	100.0



Table 21

T18. If you had to choose, do you lean more towards voting yes and approving the ballot measure, or do you lean more towards voting no and rejecting it?

	Opinion of 15-Year Extension					Opinion of 20-Year Extension					Opinion of Continuing Tax					Opinion 0.5% Sales Tax					
	TOTAL	Tot Sup	Def Sup	Tot Opp	Def Opp	Und	Tot Sup	Def Sup	Tot Opp	Def Opp	Und	Tot Sup	Def Sup	Tot Opp	Def Opp	Und	Tot Yes	Def Yes	Tot No	Def No	Und
TOTAL	34	3	1	10	6	21	1		13	9	20	1		14	10	19	2		14	11	19
	100.0	100.0	100.0	100.0	100.0	100.0	100.0		100.0	100.0	100.0	100.0		100.0	100.0	100.0	100.0		100.0	100.0	100.0
Lean Towards Yes, Approve	5	2	1	2		1	1		4	1	1	1		4	1	1	2		2	1	1
	15.0	70.8	100.0	23.2		3.7	100.0		27.0	15.1	3.9	100.0		25.5	14.0	4.0	100.0		17.3	13.1	6.5
Lean Towards No, Reject	5			2	1	3			3	3	2			2	2	3			2	2	3
	15.2			19.3	12.8	15.2			22.8	32.5	10.8			13.9	19.6	16.7			14.4	18.3	17.0
Still Undecided	24	1		6	5	17			7	5	17			8	7	15			9	7	15
	69.8	29.2		57.6	87.2	81.1			50.2	52.4	85.3			60.5	66.3	79.3			68.3	68.7	76.6

Table 22

Parks and Open Space are amenities that require long-term funding. Therefore, the City is considering asking voters to approve extending the 0.375% sales tax dedicated for Parks and Open Space for more than 10 years. Please indicate your level of support or opposition to extending the 0.375% sales tax for the following time periods.

T19A. A 15-Year Extension

	Gender~Marital Status							Age~Gender												
	TOTAL	Men	Men Marr	Men Sing	Wom	Wom Marr	Wom Sing	18-34	35-44	18-44	18-44 Men	18-44 Wom	45-54	55-64	45-64	45-64 Men	45-64 Wom	65+	65+ Men	65+ Wom
TOTAL	802	379	289	80	419	269	132	104	120	225	117	106	152	176	329	154	174	249	108	139
	100.0	100.0	100.0	100.0	100.0	100.0	100.0	100.0	100.0	100.0	100.0	100.0	100.0	100.0	100.0	100.0	100.0	100.0	100.0	100.0
Total Support	599	269	212	54	328	208	107	80	103	182	90	92	115	129	244	112	132	173	67	105
	74.7	70.9	73.2	67.6	78.4	77.2	81.3	76.3	85.4	81.2	76.7	86.3	75.4	73.2	74.2	73.0	75.7	69.5	61.6	75.6
Total Oppose	151	92	70	17	58	40	14	13	13	26	19	6	27	39	66	37	28	59	36	23
	18.8	24.2	24.2	20.8	13.7	14.9	10.3	12.4	10.9	11.6	16.4	6.1	17.7	21.9	19.9	23.9	15.9	23.9	33.0	16.9
Undecided	52	19	7	9	33	21	11	12	4	16	8	8	10	9	19	5	15	16	6	11
	6.5	4.9	2.6	11.6	7.9	7.9	8.4	11.3	3.6	7.2	6.9	7.6	6.9	5.0	5.8	3.0	8.4	6.6	5.5	7.5
Definitely Support	417	186	145	38	230	146	76	59	73	132	65	66	80	88	168	74	94	117	46	71
	52.1	49.0	50.0	47.7	55.0	54.2	57.8	56.2	60.9	58.7	55.9	62.1	52.5	50.0	51.2	48.2	54.1	47.2	42.6	50.7
Probably Support	182	83	67	16	98	62	31	21	30	50	24	26	35	41	76	38	38	55	21	35
	22.7	21.9	23.2	20.0	23.4	23.0	23.5	20.1	24.5	22.5	20.9	24.2	22.9	23.2	23.0	24.9	21.6	22.3	19.0	24.9
Definitely Oppose	106	66	53	9	38	26	7	8	10	18	13	5	14	30	44	25	18	44	28	15
	13.2	17.5	18.4	11.7	9.0	9.8	5.7	7.7	8.6	8.2	11.2	4.5	9.2	17.1	13.4	16.3	10.3	17.5	26.1	10.8
Probably Oppose	45	25	17	7	20	14	6	5	3	8	6	2	13	8	21	12	10	16	7	8
	5.6	6.7	5.9	9.1	4.7	5.1	4.6	4.7	2.3	3.4	5.2	1.5	8.5	4.8	6.5	7.6	5.6	6.4	6.9	6.1

Table 22

Parks and Open Space are amenities that require long-term funding. Therefore, the City is considering asking voters to approve extending the 0.375% sales tax dedicated for Parks and Open Space for more than 10 years. Please indicate your level of support or opposition to extending the 0.375% sales tax for the following time periods.

T19A. A 15-Year Extension

	Democrat Voters							Unaffiliated Voters						Republican Voters					Other Voters	
	TOTAL	Dem Men	Dem Men	Dem 18-44	Dem 45-64	Dem 65+	Unaf	Unaf Men	Unaf Men	Unaf 18-44	Unaf 45-64	Unaf 65+	Reps	Rep Men	Rep Men	Rep 18-44	Rep 45-64	Rep 65+	Oth Prty	
TOTAL	802	417	173	242	126	170	121	297	161	134	80	130	87	80	42	38	17	24	39	8
	100.0	100.0	100.0	100.0	100.0	100.0	100.0	100.0	100.0	100.0	100.0	100.0	100.0	100.0	100.0	100.0	100.0	100.0	100.0	100.0
Total Support	599	360	143	216	113	145	101	202	111	90	61	85	55	33	13	20	6	11	15	5
	74.7	86.2	82.8	88.9	89.9	85.4	83.7	67.9	68.8	67.3	76.7	65.6	63.3	41.0	31.0	52.0	36.4	46.5	39.5	62.4
Total Oppose	151	38	24	14	6	18	14	71	42	28	15	33	23	39	24	15	5	12	22	3
	18.8	9.1	13.8	5.6	5.1	10.7	11.2	23.9	26.2	20.7	18.2	25.6	26.7	48.5	57.8	38.2	29.8	48.9	56.5	37.6
Undecided	52	19	6	13	6	7	6	24	8	16	4	11	9	8	5	4	6	1	2	
	6.5	4.6	3.4	5.5	5.0	3.9	5.1	8.1	5.0	12.0	5.1	8.8	10.0	10.5	11.2	9.8	33.8	4.6	4.0	
Definitely Support	417	278	114	163	86	116	76	123	65	58	41	49	33	12	5	7	3	1	7	4
	52.1	66.6	65.9	67.2	68.1	68.3	62.6	41.6	40.4	43.3	52.0	37.9	37.6	14.8	11.2	18.9	17.7	5.7	19.3	54.4
Probably Support	182	82	29	52	28	29	25	78	46	32	20	36	22	21	8	13	3	10	8	1
	22.7	19.6	16.8	21.6	21.8	17.1	21.0	26.3	28.4	24.0	24.7	27.8	25.6	26.1	19.8	33.1	18.7	40.8	20.2	8.0
Definitely Oppose	106	22	14	8	6	8	8	53	31	21	10	26	18	29	21	8	3	8	17	1
	13.2	5.4	7.9	3.3	4.4	5.0	6.9	17.9	19.4	15.6	12.0	19.9	20.4	36.0	50.0	20.6	18.7	34.0	44.9	18.7
Probably Oppose	45	16	10	6	1	10	5	18	11	7	5	7	5	10	3	7	2	4	4	2
	5.6	3.8	5.9	2.3	0.7	5.7	4.3	6.0	6.8	5.1	6.2	5.7	6.3	12.5	7.8	17.7	11.2	14.9	11.6	18.9

Table 22

Parks and Open Space are amenities that require long-term funding. Therefore, the City is considering asking voters to approve extending the 0.375% sales tax dedicated for Parks and Open Space for more than 10 years. Please indicate your level of support or opposition to extending the 0.375% sales tax for the following time periods.

T19A. A 15-Year Extension

	Tenure in Louisville						Familiarity With Parks and Open Space				Parks Division Job Approval				Open Space Division Job Approval				
	TOTAL	Less 2yrs	2 5y	5 10y	10 15y	15 20y	More 20y	Very Fam	Smwt Fam	Not Too	Not All	Tot Apr	Strg Apr	Tot Dis	Strg Dis	Tot Apr	Strg Apr	Tot Dis	Strg Dis
TOTAL	802	53	108	110	106	97	321	506	257	30	9	682	351	62	20	661	348	98	39
	100.0	100.0	100.0	100.0	100.0	100.0	100.0	100.0	100.0	100.0	100.0	100.0	100.0	100.0	100.0	100.0	100.0	100.0	100.0
Total Support	599	49	94	89	83	75	206	370	199	24	6	542	310	20	3	536	304	37	10
	74.7	92.1	87.4	81.3	77.7	77.8	64.4	73.1	77.6	79.7	63.8	79.5	88.3	32.7	16.6	81.1	87.3	37.4	26.2
Total Oppose	151	2	8	15	19	14	89	108	37	3	3	104	29	38	15	87	31	55	26
	18.8	3.1	7.2	13.6	17.8	14.9	27.8	21.4	14.4	9.4	36.2	15.3	8.3	60.9	74.5	13.2	9.0	56.0	65.9
Undecided	52	3	6	6	5	7	25	28	21	3		36	12	4	2	38	13	7	3
	6.5	4.8	5.4	5.1	4.5	7.3	7.8	5.5	8.0	10.8		5.2	3.4	6.4	8.8	5.8	3.7	6.6	7.9
Definitely Support	417	41	63	62	58	49	143	281	114	18	4	379	236	16	1	375	230	23	7
	52.1	77.7	58.4	56.1	54.7	50.3	44.7	55.6	44.3	60.3	46.2	55.5	67.1	25.5	4.8	56.8	66.1	23.0	18.9
Probably Support	182	8	31	28	24	27	63	89	86	6	2	163	75	4	2	160	74	14	3
	22.7	14.4	29.0	25.2	23.0	27.5	19.7	17.5	33.4	19.5	17.6	24.0	21.2	7.2	11.8	24.2	21.2	14.4	7.3
Definitely Oppose	106		4	11	8	9	69	82	20	2	2	71	14	31	15	56	17	45	25
	13.2		4.1	10.4	7.6	9.2	21.5	16.2	8.0	6.9	18.1	10.5	4.1	50.1	74.5	8.5	4.9	46.2	63.4
Probably Oppose	45	2	3	4	11	6	20	26	16	1	2	33	15	7		31	14	10	1
	5.6	3.1	3.1	3.2	10.2	5.7	6.3	5.2	6.4	2.6	18.1	4.8	4.2	10.8		4.7	4.2	9.8	2.5

Table 22

Parks and Open Space are amenities that require long-term funding. Therefore, the City is considering asking voters to approve extending the 0.375% sales tax dedicated for Parks and Open Space for more than 10 years. Please indicate your level of support or opposition to extending the 0.375% sales tax for the following time periods.

T19A. A 15-Year Extension

	Opinion 0.375% Sales Tax Extension						Informed Opinion 0.375% Sales Tax Extension					City Spends Money Wisely				Opinion of Amount of Open Space		
	TOTAL	Tot Yes	Def Yes	Tot No	Def No	Und	Tot Yes	Def Yes	Tot No	Def No	Und	Tot Agr	Strg Agr	Tot Dis	Strg Dis	Too Much	Right Amt	Not Engh
TOTAL	802	655	471	115	56	31	669	509	99	53	34	535	210	156	69	36	485	247
	100.0	100.0	100.0	100.0	100.0	100.0	100.0	100.0	100.0	100.0	100.0	100.0	100.0	100.0	100.0	100.0	100.0	100.0
Total Support	599	584	445	6	1	9	595	479	1	1	3	465	192	48	13	8	344	221
	74.7	89.1	94.5	5.5	2.0	29.1	89.0	94.1	1.1	2.1	8.3	86.9	91.3	30.5	18.3	22.4	71.0	89.5
Total Oppose	151	43	18	100	52	8	45	19	95	52	10	50	14	92	50	26	104	17
	18.8	6.5	3.7	86.9	92.8	25.8	6.8	3.7	96.6	97.9	29.6	9.4	6.5	58.7	72.3	72.0	21.4	6.9
Undecided	52	29	9	9	3	14	28	12	2		21	20	5	17	7	2	37	9
	6.5	4.4	1.8	7.6	5.2	45.1	4.2	2.3	2.2		62.1	3.7	2.2	10.8	9.4	5.7	7.7	3.5
Definitely Support	417	415	379	1	1	1	416	399	1	1	1	325	153	30	7	6	221	180
	52.1	63.3	80.5	1.0	2.0	4.6	62.1	78.4	1.1	2.1	2.3	60.8	72.6	19.0	9.5	17.3	45.5	72.9
Probably Support	182	169	66	5		8	180	80			2	140	39	18	6	2	123	41
	22.7	25.7	14.0	4.6		24.4	26.8	15.6			6.0	26.1	18.7	11.5	8.9	5.0	25.4	16.7
Definitely Oppose	106	21	10	81	51	5	25	10	76	52	6	31	9	71	45	18	73	13
	13.2	3.1	2.1	70.2	89.8	14.4	3.7	1.9	76.7	97.9	16.3	5.8	4.2	45.2	64.8	50.2	15.2	5.1
Probably Oppose	45	22	8	19	2	4	21	9	20		5	19	5	21	5	8	30	4
	5.6	3.4	1.7	16.7	3.0	11.4	3.1	1.7	19.9		13.3	3.6	2.3	13.5	7.5	21.8	6.2	1.8

Table 22

Parks and Open Space are amenities that require long-term funding. Therefore, the City is considering asking voters to approve extending the 0.375% sales tax dedicated for Parks and Open Space for more than 10 years. Please indicate your level of support or opposition to extending the 0.375% sales tax for the following time periods.

T19A. A 15-Year Extension

	Opinion of 15-Year Extension					Opinion of 20-Year Extension					Opinion of Continuing Tax					Opinion 0.5% Sales Tax					
	TOTAL	Tot Sup	Def Sup	Tot Opp	Def Opp	Und	Tot Sup	Def Sup	Tot Opp	Def Opp	Und	Tot Sup	Def Sup	Tot Opp	Def Opp	Und	Tot Yes	Def Yes	Tot No	Def No	Und
TOTAL	802	599	417	151	106	52	521	340	203	137	78	492	323	222	162	88	513	318	203	113	85
	100.0	100.0	100.0	100.0	100.0	100.0	100.0	100.0	100.0	100.0	100.0	100.0	100.0	100.0	100.0	100.0	100.0	100.0	100.0	100.0	100.0
Total Support	599	599	417				518	339	48	9	33	478	319	70	32	51	485	311	64	16	49
	74.7	100.0	100.0				99.4	99.7	23.9	6.4	41.8	97.2	98.7	31.6	19.9	57.8	94.6	97.7	31.6	14.0	57.8
Total Oppose	151			151	106		2		149	126		5		143	125	2	20	3	127	89	5
	18.8			100.0	100.0		0.4		73.5	91.7		1.1		64.5	77.0	2.6	3.8	0.9	62.2	78.9	5.7
Undecided	52					52	1	1	5	3	46	9	4	9	5	35	8	5	13	8	31
	6.5					100.0	0.2	0.3	2.6	1.9	58.2	1.7	1.3	3.9	3.1	39.5	1.5	1.5	6.2	7.2	36.6
Definitely Support	417	417	417				402	337	9	4	6	380	307	18	11	20	372	286	27	8	19
	52.1	69.7	100.0				77.1	99.1	4.7	2.7	8.1	77.2	95.1	8.2	6.5	22.3	72.5	89.9	13.1	7.4	22.1
Probably Support	182	182					116	2	39	5	26	98	11	52	22	31	114	25	38	7	31
	22.7	30.3					22.3	0.6	19.3	3.6	33.7	20.0	3.5	23.4	13.4	35.5	22.1	7.8	18.5	6.6	35.7
Definitely Oppose	106			106	106		1		105	105		5		101	99		10	2	94	78	2
	13.2			70.2	100.0		0.2		51.9	76.5		0.9		45.6	61.1		2.0	0.6	46.0	68.9	2.6
Probably Oppose	45			45			1		44	21		1		42	26	2	10	1	33	11	3
	5.6			29.8			0.2		21.6	15.3		0.1		18.9	15.9	2.6	1.9	0.2	16.2	10.0	3.1

Table 23

Parks and Open Space are amenities that require long-term funding. Therefore, the City is considering asking voters to approve extending the 0.375% sales tax dedicated for Parks and Open Space for more than 10 years. Please indicate your level of support or opposition to extending the 0.375% sales tax for the following time periods.

T19B. A 20-Year Extension

	Gender~Marital Status							Age~Gender												
	TOTAL	Men	Men Marr	Men Sing	Wom	Wom Marr	Wom Sing	18-34	35-44	18-44	18-44 Men	18-44 Wom	45-54	55-64	45-64	45-64 Men	45-64 Wom	65+	65+ Men	65+ Wom
TOTAL	802	379	289	80	419	269	132	104	120	225	117	106	152	176	329	154	174	249	108	139
	100.0	100.0	100.0	100.0	100.0	100.0	100.0	100.0	100.0	100.0	100.0	100.0	100.0	100.0	100.0	100.0	100.0	100.0	100.0	100.0
Total Support	521	231	181	47	289	186	92	73	97	170	82	87	103	108	211	94	116	140	54	86
	65.0	60.9	62.5	58.8	68.9	69.0	69.8	70.0	81.0	75.9	70.6	81.8	67.6	61.1	64.1	61.3	66.9	56.3	49.7	61.5
Total Oppose	203	116	92	19	85	60	21	14	15	29	21	8	35	55	89	49	40	84	46	37
	25.3	30.5	31.9	23.1	20.2	22.2	16.1	13.9	12.4	13.1	17.9	7.5	22.8	31.0	27.2	31.6	22.9	33.7	42.7	26.6
Undecided	78	33	16	15	46	24	19	17	8	25	13	11	15	14	29	11	18	25	8	17
	9.8	8.6	5.5	18.1	10.9	8.8	14.1	16.1	6.7	11.0	11.5	10.7	9.6	8.0	8.7	7.1	10.2	10.0	7.6	11.9
Definitely Support	340	154	119	34	184	118	58	49	65	113	60	52	66	65	131	59	72	95	35	60
	42.4	40.8	41.1	42.0	44.0	43.9	44.3	46.5	54.0	50.5	51.4	49.4	43.3	37.0	40.0	38.4	41.5	38.4	32.6	42.9
Probably Support	181	76	62	14	104	68	33	25	32	57	22	34	37	42	79	35	44	45	19	26
	22.6	20.1	21.4	16.8	24.9	25.1	25.5	23.5	27.0	25.4	19.2	32.5	24.3	24.0	24.1	22.9	25.4	17.9	17.1	18.5
Definitely Oppose	137	87	67	16	48	33	11	11	10	21	14	6	19	39	58	35	22	58	38	20
	17.1	23.0	23.1	19.6	11.5	12.4	8.2	10.6	8.6	9.5	12.4	6.1	12.6	22.1	17.7	22.8	12.7	23.2	34.8	14.0
Probably Oppose	65	28	26	3	37	26	10	3	5	8	6	2	16	16	31	13	18	26	9	18
	8.1	7.5	8.9	3.4	8.8	9.8	7.9	3.3	3.8	3.5	5.5	1.4	10.2	8.8	9.5	8.7	10.2	10.5	7.9	12.6

Table 23

Parks and Open Space are amenities that require long-term funding. Therefore, the City is considering asking voters to approve extending the 0.375% sales tax dedicated for Parks and Open Space for more than 10 years. Please indicate your level of support or opposition to extending the 0.375% sales tax for the following time periods.

T19B. A 20-Year Extension

	Democrat Voters						Unaffiliated Voters					Republican Voters					Other Voters			
	TOTAL	Dem Men	Dem Men	Dem 18-44	Dem 45-64	Dem 65+	Unaf	Unaf Men	Unaf Men	Unaf 18-44	Unaf 45-64	Unaf 65+	Reps	Rep Men	Rep Men	Rep 18-44	Rep 45-64	Rep 65+	Oth Prty	
TOTAL	802	417	173	242	126	170	121	297	161	134	80	130	87	80	42	38	17	24	39	8
	100.0	100.0	100.0	100.0	100.0	100.0	100.0	100.0	100.0	100.0	100.0	100.0	100.0	100.0	100.0	100.0	100.0	100.0	100.0	100.0
Total Support	521	329	133	194	108	134	87	168	90	77	57	68	43	20	6	14	4	7	9	5
	65.0	78.8	77.0	80.2	85.4	78.7	71.9	56.5	55.8	57.8	71.3	52.4	49.2	24.7	14.2	36.4	24.4	27.9	22.8	62.4
Total Oppose	203	59	31	27	9	29	22	94	55	37	15	45	33	47	28	19	5	13	28	3
	25.3	14.2	18.2	11.2	7.0	17.0	17.9	31.5	34.4	27.5	19.3	34.6	38.2	58.3	65.7	50.1	29.8	54.6	73.2	37.6
Undecided	78	29	8	21	10	7	12	35	16	20	7	17	11	14	8	5	8	4	2	
	9.8	7.0	4.9	8.6	7.6	4.4	10.2	11.9	9.8	14.7	9.3	13.0	12.6	17.0	20.1	13.5	45.8	17.5	4.0	
Definitely Support	340	232	95	136	74	94	64	101	57	44	37	35	29	4	1	3	1	1	1	3
	42.4	55.6	55.0	56.2	58.6	55.3	53.0	34.1	35.3	32.7	46.2	27.0	33.6	5.1	3.3	7.0	7.2	5.7	3.7	36.1
Probably Support	181	96	38	58	34	40	23	67	33	34	20	33	14	16	5	11	3	5	7	2
	22.6	23.1	21.9	24.0	26.9	23.3	18.9	22.4	20.5	25.1	25.2	25.3	15.6	19.6	10.9	29.4	17.2	22.2	19.1	26.3
Definitely Oppose	137	32	23	9	6	14	12	66	38	26	13	32	21	38	26	12	3	11	24	1
	17.1	7.7	13.0	3.7	4.4	8.4	10.3	22.1	23.9	19.1	15.9	24.3	24.4	47.6	61.2	32.7	18.7	44.8	62.2	18.7
Probably Oppose	65	27	9	18	3	15	9	28	17	11	3	13	12	9	2	7	2	2	4	2
	8.1	6.5	5.2	7.5	2.6	8.6	7.6	9.5	10.5	8.4	3.5	10.3	13.7	10.7	4.5	17.5	11.2	9.8	11.0	18.9



Table 23

Parks and Open Space are amenities that require long-term funding. Therefore, the City is considering asking voters to approve extending the 0.375% sales tax dedicated for Parks and Open Space for more than 10 years. Please indicate your level of support or opposition to extending the 0.375% sales tax for the following time periods.

T19B. A 20-Year Extension

	Tenure in Louisville						Familiarity With Parks and Open Space				Parks Division Job Approval				Open Space Division Job Approval				
	TOTAL	Less 2yrs	2 5y	5 10y	10 15y	15 20y	More 20y	Very Fam	Smwt Fam	Not Too	Not All	Tot Apr	Strg Apr	Tot Dis	Strg Dis	Tot Apr	Strg Apr	Tot Dis	Strg Dis
TOTAL	802	53	108	110	106	97	321	506	257	30	9	682	351	62	20	661	348	98	39
	100.0	100.0	100.0	100.0	100.0	100.0	100.0	100.0	100.0	100.0	100.0	100.0	100.0	100.0	100.0	100.0	100.0	100.0	100.0
Total Support	521	46	83	85	71	61	173	336	162	18	6	475	284	17	2	473	276	29	9
	65.0	85.7	77.3	77.4	66.5	63.4	53.9	66.4	62.9	58.2	63.8	69.7	80.8	28.2	9.2	71.5	79.3	29.4	23.8
Total Oppose	203	3	11	17	25	24	118	133	60	6	3	147	50	40	17	131	52	60	27
	25.3	6.3	10.0	15.1	23.9	25.3	36.8	26.3	23.2	21.3	36.2	21.6	14.4	65.4	82.0	19.8	15.0	61.0	68.3
Undecided	78	4	14	8	10	11	30	37	36	6		59	17	4	2	57	20	9	3
	9.8	8.0	12.7	7.6	9.6	11.3	9.3	7.2	13.8	20.5		8.7	4.8	6.4	8.8	8.7	5.7	9.6	7.9
Definitely Support	340	39	51	48	47	42	113	239	89	10	2	311	199	13	1	313	197	16	6
	42.4	72.6	47.3	44.0	44.0	43.0	35.1	47.2	34.6	33.6	24.5	45.6	56.7	21.4	4.8	47.4	56.8	16.1	14.6
Probably Support	181	7	32	37	24	20	60	97	73	7	4	165	85	4	1	159	78	13	4
	22.6	13.1	30.0	33.4	22.5	20.4	18.8	19.2	28.3	24.6	39.3	24.1	24.1	6.8	4.3	24.1	22.5	13.3	9.2
Definitely Oppose	137	2	6	12	13	11	89	97	32	5	3	95	24	33	15	79	27	51	27
	17.1	3.1	5.2	11.3	12.5	11.3	27.9	19.3	12.5	15.0	36.2	14.0	6.9	53.2	74.5	11.9	7.8	52.1	68.3
Probably Oppose	65	2	5	4	12	13	29	36	28	2		52	26	8	2	52	25	9	
	8.1	3.2	4.8	3.8	11.4	14.0	8.9	7.1	10.7	6.3		7.6	7.5	12.2	7.5	7.9	7.2	8.9	

Table 23

Parks and Open Space are amenities that require long-term funding. Therefore, the City is considering asking voters to approve extending the 0.375% sales tax dedicated for Parks and Open Space for more than 10 years. Please indicate your level of support or opposition to extending the 0.375% sales tax for the following time periods.

T19B. A 20-Year Extension

	Opinion 0.375% Sales Tax Extension						Informed Opinion 0.375% Sales Tax Extension					City Spends Money Wisely				Opinion of Amount of Open Space		
	TOTAL	Tot Yes	Def Yes	Tot No	Def No	Und	Tot Yes	Def Yes	Tot No	Def No	Und	Tot Agr	Strg Agr	Tot Dis	Strg Dis	Too Much	Right Amt	Not Engh
TOTAL	802	655	471	115	56	31	669	509	99	53	34	535	210	156	69	36	485	247
	100.0	100.0	100.0	100.0	100.0	100.0	100.0	100.0	100.0	100.0	100.0	100.0	100.0	100.0	100.0	100.0	100.0	100.0
Total Support	521	514	419	4	1	3	519	445	1	1	1	410	178	37	11	7	288	205
	65.0	78.4	88.9	3.6	2.0	10.3	77.6	87.5	1.1	2.1	2.3	76.7	84.9	23.7	15.6	20.4	59.4	83.3
Total Oppose	203	89	37	102	53	12	93	39	96	52	13	89	27	104	54	24	142	29
	25.3	13.5	7.8	88.5	94.7	38.1	13.9	7.7	97.6	97.9	38.7	16.6	13.0	66.5	77.2	68.5	29.4	11.9
Undecided	78	53	15	9	2	16	57	24	1		20	36	5	15	5	4	55	12
	9.8	8.1	3.3	8.0	3.3	51.6	8.5	4.8	1.3		59.0	6.7	2.2	9.8	7.2	11.1	11.3	4.8
Definitely Support	340	338	319	1	1	1	339	331	1	1		263	127	23	4	4	166	160
	42.4	51.6	67.6	1.0	2.0	2.1	50.7	65.0	1.1	2.1		49.2	60.3	14.5	5.4	10.6	34.3	65.0
Probably Support	181	175	101	3		3	180	114			1	147	51	14	7	4	121	45
	22.6	26.8	21.3	2.6		8.2	26.9	22.5			2.3	27.4	24.5	9.2	10.3	9.9	25.0	18.3
Definitely Oppose	137	42	18	90	53	6	43	19	85	52	9	48	14	82	46	21	96	17
	17.1	6.4	3.9	78.3	94.7	17.5	6.5	3.8	85.7	97.9	27.1	8.9	6.9	52.4	66.9	59.1	19.8	6.8
Probably Oppose	65	47	19	12		6	49	20	12		4	41	13	22	7	3	46	13
	8.1	7.2	3.9	10.2		20.6	7.4	4.0	11.9		11.6	7.7	6.1	14.1	10.3	9.4	9.5	5.1

Table 23

Parks and Open Space are amenities that require long-term funding. Therefore, the City is considering asking voters to approve extending the 0.375% sales tax dedicated for Parks and Open Space for more than 10 years. Please indicate your level of support or opposition to extending the 0.375% sales tax for the following time periods.

T19B. A 20-Year Extension

	Opinion of 15-Year Extension						Opinion of 20-Year Extension					Opinion of Continuing Tax					Opinion 0.5% Sales Tax				
	TOTAL	Tot Sup	Def Sup	Tot Opp	Def Opp	Und	Tot Sup	Def Sup	Tot Opp	Def Opp	Und	Tot Sup	Def Sup	Tot Opp	Def Opp	Und	Tot Yes	Def Yes	Tot No	Def No	Und
TOTAL	802	599	417	151	106	52	521	340	203	137	78	492	323	222	162	88	513	318	203	113	85
	100.0	100.0	100.0	100.0	100.0	100.0	100.0	100.0	100.0	100.0	100.0	100.0	100.0	100.0	100.0	100.0	100.0	100.0	100.0	100.0	100.0
Total Support	521	518	402	2	1	1	521	340				472	317	26	6	24	448	302	37	10	36
	65.0	86.4	96.2	1.4	0.9	2.1	100.0	100.0				95.9	98.1	11.6	3.8	27.2	87.4	95.0	18.1	8.7	42.1
Total Oppose	203	48	9	149	105	5			203	137		9	1	186	151	7	46	9	144	95	13
	25.3	8.1	2.3	98.6	99.1	10.1			100.0	100.0		1.8	0.3	83.8	93.1	8.3	8.9	3.0	70.6	83.8	15.3
Undecided	78	33	6			46					78	11	5	10	5	57	19	6	23	9	36
	9.8	5.5	1.5			87.8					100.0	2.3	1.6	4.6	3.1	64.5	3.7	2.0	11.3	7.6	42.5
Definitely Support	340	339	337			1	340	340				329	300	3	2	9	314	254	13	6	13
	42.4	56.6	80.7			2.1	65.3	100.0				66.9	92.9	1.2	1.0	9.8	61.2	79.9	6.3	4.9	15.5
Probably Support	181	179	65	2	1		181					143	17	23	5	15	134	48	24	4	23
	22.6	29.8	15.5	1.4	0.9		34.7					29.0	5.2	10.4	2.8	17.4	26.1	15.2	11.8	3.8	26.6
Definitely Oppose	137	9	4	126	105	3			137	137		4		130	126	3	17	5	113	88	7
	17.1	1.5	0.9	83.5	99.1	5.0			67.8	100.0		0.9		58.6	77.9	3.1	3.3	1.4	55.8	78.0	8.0
Probably Oppose	65	40	6	23		3			65			5	1	56	25	5	29	5	30	6	6
	8.1	6.6	1.4	15.1		5.1			32.2			0.9	0.3	25.2	15.2	5.2	5.6	1.5	14.8	5.7	7.3

Table 24

Parks and Open Space are amenities that require long-term funding. Therefore, the City is considering asking voters to approve extending the 0.375% sales tax dedicated for Parks and Open Space for more than 10 years. Please indicate your level of support or opposition to extending the 0.375% sales tax for the following time periods.

T19C. Make it a Continuing Tax

	Gender~Marital Status							Age~Gender												
	TOTAL	Men	Men Marr	Men Sing	Wom	Wom Marr	Wom Sing	18-34	35-44	18-44	18-44 Men	18-44 Wom	45-54	55-64	45-64	45-64 Men	45-64 Wom	65+	65+ Men	65+ Wom
TOTAL	802	379	289	80	419	269	132	104	120	225	117	106	152	176	329	154	174	249	108	139
	100.0	100.0	100.0	100.0	100.0	100.0	100.0	100.0	100.0	100.0	100.0	100.0	100.0	100.0	100.0	100.0	100.0	100.0	100.0	100.0
Total Support	492	220	172	46	270	170	88	75	91	166	83	82	100	100	200	92	108	126	45	80
	61.3	58.0	59.3	56.9	64.5	63.3	66.7	71.6	75.9	73.9	70.7	77.5	65.5	56.9	60.9	59.9	62.1	50.6	41.5	57.7
Total Oppose	222	129	101	22	91	65	23	15	19	34	23	10	37	62	98	53	45	90	53	37
	27.7	34.0	34.8	27.9	21.8	24.1	17.3	14.0	16.1	15.1	20.1	9.3	24.0	35.1	29.9	34.2	25.8	36.2	48.8	26.4
Undecided	88	30	17	12	57	34	21	15	10	25	11	14	16	14	30	9	21	33	11	22
	10.9	8.0	5.9	15.2	13.7	12.6	16.0	14.5	8.0	11.0	9.2	13.2	10.5	8.0	9.2	5.9	12.2	13.2	9.8	15.9
Definitely Support	323	148	118	28	174	111	55	48	61	109	59	50	65	58	123	55	67	91	34	57
	40.3	39.1	40.9	35.2	41.5	41.4	41.7	45.9	51.1	48.7	50.3	47.0	42.6	32.8	37.3	35.8	38.8	36.7	31.8	40.7
Probably Support	169	71	53	17	97	59	33	27	30	57	24	32	35	43	78	37	40	35	10	24
	21.0	18.8	18.4	21.7	23.0	22.0	25.0	25.6	24.8	25.2	20.5	30.4	22.9	24.2	23.6	24.1	23.3	14.0	9.7	17.1
Definitely Oppose	162	97	73	19	63	45	14	13	14	27	18	8	22	53	75	40	34	60	39	21
	20.2	25.6	25.3	23.7	15.0	16.7	10.7	12.6	11.4	12.0	15.8	7.5	14.6	30.0	22.9	26.0	19.6	24.1	35.7	15.0
Probably Oppose	60	32	27	3	29	20	9	1	6	7	5	2	14	9	23	13	11	30	14	16
	7.5	8.4	9.5	4.2	6.8	7.4	6.6	1.3	4.7	3.1	4.3	1.9	9.4	5.1	7.1	8.2	6.2	12.1	13.1	11.4

Table 24

Parks and Open Space are amenities that require long-term funding. Therefore, the City is considering asking voters to approve extending the 0.375% sales tax dedicated for Parks and Open Space for more than 10 years. Please indicate your level of support or opposition to extending the 0.375% sales tax for the following time periods.

T19C. Make it a Continuing Tax

	Democrat Voters						Unaffiliated Voters					Republican Voters					Other Voters			
	TOTAL	Dem Men	Dem Wom	Dem 18-44	Dem 45-64	Dem 65+	Unaf	Unaf Men	Unaf Wom	Unaf 18-44	Unaf 45-64	Unaf 65+	Reps	Rep Men	Rep Wom	Rep 18-44	Rep 45-64	Rep 65+	Oth Prty	
TOTAL	802	417	173	242	126	170	121	297	161	134	80	130	87	80	42	38	17	24	39	8
	100.0	100.0	100.0	100.0	100.0	100.0	100.0	100.0	100.0	100.0	100.0	100.0	100.0	100.0	100.0	100.0	100.0	100.0	100.0	100.0
Total Support	492	317	130	186	104	131	82	154	82	72	58	62	35	17	7	10	3	6	7	4
	61.3	76.0	75.0	76.7	82.0	77.0	68.2	51.9	50.8	53.6	72.5	47.3	39.8	20.9	16.8	25.3	17.7	25.8	19.1	53.4
Total Oppose	222	63	32	30	12	28	23	103	65	36	16	51	37	53	29	23	6	17	30	4
	27.7	15.1	18.6	12.4	9.6	16.5	18.7	34.8	40.7	27.2	19.5	39.0	42.5	65.7	69.8	61.2	36.5	68.4	76.9	46.6
Undecided	88	37	11	26	11	11	16	39	14	26	6	18	15	11	6	5	8	1	2	
	10.9	9.0	6.4	10.9	8.3	6.5	13.1	13.3	8.5	19.3	8.0	13.6	17.7	13.4	13.4	13.5	45.8	5.8	4.0	
Definitely Support	323	221	89	131	71	89	61	96	57	38	35	32	28	4	1	3	1	1	1	3
	40.3	53.0	51.5	54.1	56.6	52.1	50.4	32.3	35.4	28.7	44.4	24.8	32.3	4.7	2.7	7.0	7.2	4.6	3.7	33.7
Probably Support	169	96	41	55	32	42	21	58	25	33	22	29	7	13	6	7	2	5	6	2
	21.0	23.0	23.6	22.6	25.4	24.9	17.8	19.7	15.4	24.9	28.1	22.5	7.6	16.1	14.2	18.3	10.6	21.2	15.4	19.7
Definitely Oppose	162	44	24	20	10	18	16	74	44	29	12	40	21	42	28	14	5	15	22	2
	20.2	10.6	13.8	8.1	7.6	10.8	13.5	24.8	27.1	21.3	15.3	30.8	24.6	52.5	67.3	36.2	29.8	60.0	57.8	28.3
Probably Oppose	60	19	8	10	3	10	6	30	22	8	3	11	16	11	1	10	1	2	7	1
	7.5	4.5	4.8	4.3	2.0	5.8	5.3	10.0	13.6	5.8	4.1	8.3	17.9	13.2	2.5	25.0	6.7	8.4	19.1	18.3

Table 24

Parks and Open Space are amenities that require long-term funding. Therefore, the City is considering asking voters to approve extending the 0.375% sales tax dedicated for Parks and Open Space for more than 10 years. Please indicate your level of support or opposition to extending the 0.375% sales tax for the following time periods.

T19C. Make it a Continuing Tax

	Tenure in Louisville						Familiarity With Parks and Open Space				Parks Division Job Approval				Open Space Division Job Approval				
	TOTAL	Less 2yrs	2 5y	5 10y	10 15y	15 20y	More 20y	Very Fam	Smwt Fam	Not Too	Not All	Tot Apr	Strg Apr	Tot Dis	Strg Dis	Tot Apr	Strg Apr	Tot Dis	Strg Dis
TOTAL	802	53	108	110	106	97	321	506	257	30	9	682	351	62	20	661	348	98	39
	100.0	100.0	100.0	100.0	100.0	100.0	100.0	100.0	100.0	100.0	100.0	100.0	100.0	100.0	100.0	100.0	100.0	100.0	100.0
Total Support	492	46	80	78	69	61	156	313	155	18	6	447	263	15	2	444	259	28	11
	61.3	86.8	74.0	70.7	64.5	63.3	48.7	61.8	60.4	60.5	63.8	65.5	74.9	25.0	9.2	67.2	74.3	28.6	27.6
Total Oppose	222	3	12	25	23	28	128	148	66	7	2	169	60	40	17	150	59	62	26
	27.7	5.3	11.2	22.7	21.3	28.8	39.9	29.3	25.7	21.8	18.1	24.8	17.2	65.4	82.0	22.7	17.0	63.4	67.4
Undecided	88	4	16	7	15	8	36	45	36	5	2	66	28	6	2	67	30	8	2
	10.9	7.9	14.9	6.6	14.2	7.9	11.4	8.9	13.9	17.7	18.1	9.7	7.9	9.5	8.8	10.1	8.7	8.0	5.0
Definitely Support	323	38	47	46	46	40	106	227	84	10	2	292	182	13	1	296	183	16	6
	40.3	70.5	43.5	41.7	43.1	41.2	33.0	44.9	32.6	33.3	24.5	42.8	51.9	20.8	4.8	44.7	52.5	16.4	15.6
Probably Support	169	9	33	32	23	21	50	86	71	8	4	155	81	3	1	148	76	12	5
	21.0	16.3	30.5	29.0	21.4	22.1	15.7	16.9	27.8	27.3	39.3	22.7	23.0	4.2	4.3	22.5	21.9	12.3	12.0
Definitely Oppose	162	1	8	14	14	19	104	111	44	5	2	117	36	35	17	99	33	53	25
	20.2	1.7	7.0	12.8	13.4	19.2	32.3	21.9	17.2	18.0	18.1	17.1	10.3	57.0	82.0	15.0	9.5	54.5	65.5
Probably Oppose	60	2	4	11	8	9	24	37	22	1		52	24	5		51	26	9	1
	7.5	3.7	4.1	9.8	7.9	9.6	7.6	7.4	8.5	3.7		7.7	6.9	8.4		7.7	7.5	8.9	1.9

Table 24

Parks and Open Space are amenities that require long-term funding. Therefore, the City is considering asking voters to approve extending the 0.375% sales tax dedicated for Parks and Open Space for more than 10 years. Please indicate your level of support or opposition to extending the 0.375% sales tax for the following time periods.

T19C. Make it a Continuing Tax

	Opinion 0.375% Sales Tax Extension						Informed Opinion 0.375% Sales Tax Extension					City Spends Money Wisely				Opinion of Amount of Open Space		
	TOTAL	Tot Yes	Def Yes	Tot No	Def No	Und	Tot Yes	Def Yes	Tot No	Def No	Und	Tot Agr	Strg Agr	Tot Dis	Strg Dis	Too Much	Right Amt	Not Engh
TOTAL	802	655	471	115	56	31	669	509	99	53	34	535	210	156	69	36	485	247
	100.0	100.0	100.0	100.0	100.0	100.0	100.0	100.0	100.0	100.0	100.0	100.0	100.0	100.0	100.0	100.0	100.0	100.0
Total Support	492	486	400	4	2	2	489	423	2	2	1	383	169	36	11	8	270	196
	61.3	74.1	84.9	3.2	3.3	7.9	73.2	83.2	1.9	3.5	2.3	71.7	80.3	23.0	15.3	22.1	55.7	79.7
Total Oppose	222	108	45	101	52	13	113	52	96	51	14	102	29	109	55	25	159	32
	27.7	16.5	9.5	88.0	91.5	41.4	16.8	10.2	96.9	96.5	41.0	19.2	14.0	69.6	79.3	70.0	32.9	13.0
Undecided	88	61	26	10	3	16	67	34	1		19	49	12	12	4	3	55	18
	10.9	9.4	5.6	8.9	5.2	50.7	10.0	6.6	1.3		56.8	9.1	5.7	7.4	5.3	7.9	11.4	7.4
Definitely Support	323	322	298	1	1		322	313	1	1		248	122	23	5	5	155	152
	40.3	49.1	63.2	1.0	2.0		48.1	61.5	1.1	2.1		46.3	57.8	14.7	7.3	14.9	32.1	61.7
Probably Support	169	164	102	3	1	2	167	110	1	1	1	136	47	13	6	3	115	44
	21.0	25.0	21.7	2.2	1.3	7.9	25.0	21.7	0.7	1.3	2.3	25.4	22.5	8.3	8.1	7.2	23.6	17.9
Definitely Oppose	162	64	24	90	49	8	67	29	85	50	10	64	20	91	51	22	114	23
	20.2	9.7	5.0	78.4	86.7	25.9	10.0	5.6	86.1	94.6	29.1	12.0	9.4	58.1	73.2	62.5	23.6	9.2
Probably Oppose	60	44	21	11	3	5	46	24	11	1	4	38	10	18	4	3	45	9
	7.5	6.8	4.5	9.6	4.9	15.6	6.8	4.6	10.8	2.0	11.9	7.2	4.6	11.5	6.2	7.5	9.3	3.8

Table 24

Parks and Open Space are amenities that require long-term funding. Therefore, the City is considering asking voters to approve extending the 0.375% sales tax dedicated for Parks and Open Space for more than 10 years. Please indicate your level of support or opposition to extending the 0.375% sales tax for the following time periods.

T19C. Make it a Continuing Tax

	Opinion of 15-Year Extension					Opinion of 20-Year Extension					Opinion of Continuing Tax					Opinion 0.5% Sales Tax					
	TOTAL	Tot Sup	Def Sup	Tot Opp	Def Opp	Und	Tot Sup	Def Sup	Tot Opp	Def Opp	Und	Tot Sup	Def Sup	Tot Opp	Def Opp	Und	Tot Yes	Def Yes	Tot No	Def No	Und
TOTAL	802	599	417	151	106	52	521	340	203	137	78	492	323	222	162	88	513	318	203	113	85
	100.0	100.0	100.0	100.0	100.0	100.0	100.0	100.0	100.0	100.0	100.0	100.0	100.0	100.0	100.0	100.0	100.0	100.0	100.0	100.0	100.0
Total Support	492	478	380	5	5	9	472	329	9	4	11	492	323				430	294	32	11	30
	61.3	79.8	91.0	3.5	4.3	16.5	90.5	96.7	4.4	3.2	14.6	100.0	100.0				83.7	92.3	15.8	9.6	35.3
Total Oppose	222	70	18	143	101	9	26	3	186	130	10			222	162		54	11	153	97	16
	27.7	11.7	4.4	95.0	95.7	16.7	4.9	0.8	92.0	94.9	13.1			100.0	100.0		10.5	3.5	75.2	85.8	18.4
Undecided	88	51	20	2		35	24	9	7	3	57					88	30	13	18	5	40
	10.9	8.5	4.7	1.5		66.8	4.6	2.5	3.6	2.0	72.2					100.0	5.8	4.2	9.0	4.6	46.3
Definitely Support	323	319	307			4	317	300	1		5	323	323				295	246	14	5	14
	40.3	53.2	73.6			8.4	60.8	88.3	0.5		6.8	65.7	100.0				57.5	77.2	7.0	4.8	16.1
Probably Support	169	159	72	5	5	4	155	29	8	4	6	169					134	48	18	6	16
	21.0	26.6	17.3	3.5	4.3	8.0	29.7	8.4	3.9	3.2	7.9	34.3					26.2	15.1	8.8	4.9	19.2
Definitely Oppose	162	32	11	125	99	5	6	2	151	126	5			162	162		28	7	127	91	7
	20.2	5.4	2.5	82.6	93.4	9.7	1.2	0.5	74.5	91.9	6.4			72.9	100.0		5.4	2.3	62.4	80.8	8.7
Probably Oppose	60	38	8	19	2	4	20	1	36	4	5			60			26	4	26	6	8
	7.5	6.3	1.8	12.4	2.3	7.0	3.8	0.3	17.5	3.0	6.7			27.1			5.1	1.2	12.8	4.9	9.6



Table 25

T20. Again, because Parks and Open Space are amenities that require long-term funding, the City is considering a ballot measure that would increase the tax by 0.125% to raise an additional \$950,000 for the maintenance of parks, trails, open space, and land acquisition. This additional funding would be used for maintaining existing parks, maintaining Open Space, trails, and future open space or park land acquisition. This may include more frequent playground replacement, trail development, natural resource management and education, addressing deferred maintenance issues and aging infrastructure, and the rising cost of materials and labor. Knowing this, would you vote yes and approve or vote no and reject a 0.5% sales tax to fund an annual \$3.75 million dedicated funding source for the maintenance of parks, trails, and open space land acquisition that would expire and sunset in 10 years?

	Gender~Marital Status							Age~Gender												
	TOTAL	Men	Men Marr	Men Sing	Wom	Wom Marr	Wom Sing	18-34	35-44	18-44	18-44 Men	18-44 Wom	45-54	55-64	45-64	45-64 Men	45-64 Wom	65+	65+ Men	65+ Wom
TOTAL	802	379	289	80	419	269	132	104	120	225	117	106	152	176	329	154	174	249	108	139
	100.0	100.0	100.0	100.0	100.0	100.0	100.0	100.0	100.0	100.0	100.0	100.0	100.0	100.0	100.0	100.0	100.0	100.0	100.0	100.0
Total Yes, Approve	513	234	177	53	278	186	84	73	88	161	79	81	100	101	201	96	105	151	59	92
	64.0	61.6	61.1	66.3	66.3	69.0	63.5	69.9	73.1	71.6	67.6	76.2	65.5	57.3	61.1	62.3	60.5	60.8	54.2	66.1
Total No, Reject	203	115	94	16	86	52	27	17	21	37	26	11	36	57	93	47	45	73	42	30
	25.4	30.5	32.5	19.5	20.5	19.3	20.5	16.1	17.2	16.7	22.6	10.0	23.6	32.6	28.4	30.5	26.1	29.2	38.9	21.5
Undecided	85	30	19	11	55	32	21	15	12	26	11	15	17	18	34	11	23	25	8	17
	10.7	7.9	6.4	14.1	13.2	11.7	16.0	14.1	9.7	11.7	9.8	13.8	10.9	10.1	10.5	7.2	13.4	10.0	6.9	12.4
Definitely Yes, Approve	318	149	112	34	169	111	53	48	62	109	59	50	55	62	117	54	63	92	36	56
	39.7	39.2	38.8	42.0	40.3	41.1	40.7	45.7	51.2	48.6	50.2	47.1	36.1	35.1	35.6	35.0	36.4	37.0	33.3	40.0
Probably Yes, Approve	195	85	65	20	109	75	30	25	26	52	20	31	45	39	84	42	42	59	23	36
	24.3	22.4	22.3	24.4	26.0	27.9	22.9	24.2	21.9	23.0	17.4	29.1	29.4	22.2	25.5	27.3	24.1	23.8	20.9	26.1
Definitely No, Reject	113	62	51	9	49	30	15	11	9	20	14	6	20	28	48	23	24	45	26	19
	14.1	16.4	17.7	10.7	11.7	11.0	11.4	10.9	7.2	8.9	11.7	5.7	13.1	16.0	14.7	14.9	14.0	18.1	23.9	13.4
Probably No, Reject	90	53	43	7	37	22	12	5	12	18	13	5	16	29	45	24	21	28	16	11
	11.3	14.0	14.8	8.9	8.8	8.2	9.1	5.2	10.1	7.8	10.9	4.3	10.5	16.6	13.7	15.7	12.1	11.1	15.0	8.1

Table 25

T20. Again, because Parks and Open Space are amenities that require long-term funding, the City is considering a ballot measure that would increase the tax by 0.125% to raise an additional \$950,000 for the maintenance of parks, trails, open space, and land acquisition. This additional funding would be used for maintaining existing parks, maintaining Open Space, trails, and future open space or park land acquisition. This may include more frequent playground replacement, trail development, natural resource management and education, addressing deferred maintenance issues and aging infrastructure, and the rising cost of materials and labor. Knowing this, would you vote yes and approve or vote no and reject a 0.5% sales tax to fund an annual \$3.75 million dedicated funding source for the maintenance of parks, trails, and open space land acquisition that would expire and sunset in 10 years?

	Democrat Voters						Unaffiliated Voters						Republican Voters					Other Voters		
	TOTAL	Dems	Dem Men	Dem WOM	Dem 18-44	Dem 45-64	Dem 65+	Unaf	Unaf Men	Unaf WOM	Unaf 18-44	Unaf 45-64	Unaf 65+	Reps	Rep Men	Rep WOM	Rep 18-44	Rep 45-64	Rep 65+	Oth Prty
TOTAL	802	417	173	242	126	170	121	297	161	134	80	130	87	80	42	38	17	24	39	8
	100.0	100.0	100.0	100.0	100.0	100.0	100.0	100.0	100.0	100.0	100.0	100.0	100.0	100.0	100.0	100.0	100.0	100.0	100.0	100.0
Total Yes, Approve	513	318	128	189	98	131	90	165	94	70	56	63	47	26	9	17	6	7	13	4
	64.0	76.3	73.9	78.1	77.3	76.9	74.2	55.7	58.7	52.6	69.7	48.5	53.7	32.5	22.5	43.5	35.6	26.9	34.7	45.3
Total No, Reject	203	59	31	27	17	25	17	97	56	40	17	51	29	45	27	17	4	15	25	3
	25.4	14.1	17.8	11.2	13.3	14.6	14.2	32.7	34.8	29.9	21.2	39.1	33.8	55.5	65.3	44.7	22.5	63.0	65.3	37.6
Undecided	85	40	14	26	12	14	14	34	11	24	7	16	11	10	5	4	7	2		1
	10.7	9.7	8.3	10.7	9.4	8.5	11.6	11.5	6.6	17.5	9.1	12.4	12.5	12.0	12.2	11.7	41.9	10.1		17.0
Definitely Yes, Approve	318	214	87	127	68	86	60	89	55	34	37	28	24	12	5	7	3	1	7	3
	39.7	51.4	50.5	52.2	53.8	50.8	49.8	30.1	34.0	25.6	46.4	21.9	27.3	14.8	11.2	18.9	17.7	5.7	19.3	33.6
Probably Yes, Approve	195	104	41	63	30	44	30	76	40	36	19	35	23	14	5	9	3	5	6	1
	24.3	24.8	23.4	25.9	23.6	26.0	24.5	25.6	24.7	27.0	23.3	26.6	26.4	17.7	11.3	24.7	17.9	21.2	15.3	11.7
Definitely No, Reject	113	25	11	13	6	12	7	53	30	22	11	27	16	33	20	13	4	8	21	2
	14.1	6.0	6.5	5.4	4.4	7.2	5.9	18.0	18.8	16.3	13.3	20.5	18.6	40.9	48.2	32.8	22.5	33.1	53.9	26.7
Probably No, Reject	90	34	19	14	11	13	10	44	26	18	6	24	13	12	7	5		7	4	1
	11.3	8.1	11.3	5.9	8.9	7.5	8.2	14.8	16.0	13.5	7.9	18.7	15.2	14.6	17.1	11.9		29.9	11.5	10.9

Table 25

T20. Again, because Parks and Open Space are amenities that require long-term funding, the City is considering a ballot measure that would increase the tax by 0.125% to raise an additional \$950,000 for the maintenance of parks, trails, open space, and land acquisition. This additional funding would be used for maintaining existing parks, maintaining Open Space, trails, and future open space or park land acquisition. This may include more frequent playground replacement, trail development, natural resource management and education, addressing deferred maintenance issues and aging infrastructure, and the rising cost of materials and labor. Knowing this, would you vote yes and approve or vote no and reject a 0.5% sales tax to fund an annual \$3.75 million dedicated funding source for the maintenance of parks, trails, and open space land acquisition that would expire and sunset in 10 years?

	Tenure in Louisville						Familiarity With Parks and Open Space				Parks Division Job Approval				Open Space Division Job Approval				
	TOTAL	Less 2yrs	2 5y	5 10y	10 15y	15 20y	More 20y	Very Fam	Smwt Fam	Not Too	Not All	Tot Apr	Strg Apr	Tot Dis	Strg Dis	Tot Apr	Strg Apr	Tot Dis	Strg Dis
TOTAL	802	53	108	110	106	97	321	506	257	30	9	682	351	62	20	661	348	98	39
	100.0	100.0	100.0	100.0	100.0	100.0	100.0	100.0	100.0	100.0	100.0	100.0	100.0	100.0	100.0	100.0	100.0	100.0	100.0
Total Yes, Approve	513	41	74	75	71	66	184	325	162	20	6	466	277	18	3	450	266	39	14
	64.0	76.3	68.6	68.4	66.7	68.3	57.4	64.2	63.2	66.1	63.8	68.3	78.9	28.9	14.3	68.1	76.5	39.9	35.9
Total No, Reject	203	4	18	22	24	24	106	135	59	8	2	147	42	41	17	140	44	52	24
	25.4	7.1	16.7	19.8	22.9	25.0	33.2	26.6	23.0	27.2	18.1	21.5	11.9	66.8	85.7	21.2	12.5	52.9	61.6
Undecided	85	9	16	13	11	6	30	46	36	2	2	69	33	3	3	70	38	7	1
	10.7	16.7	14.8	11.8	10.4	6.7	9.4	9.1	13.8	6.7	18.1	10.2	9.3	4.2	10.6	11.0	7.2	2.5	
Definitely Yes, Approve	318	33	46	43	44	37	115	215	89	11	3	289	188	11	2	288	188	16	8
	39.7	61.5	42.6	39.4	41.0	37.9	35.8	42.5	34.8	35.1	37.7	42.4	53.6	18.1	9.2	43.6	53.9	16.2	20.3
Probably Yes, Approve	195	8	28	32	27	29	69	110	73	9	2	176	89	7	1	162	79	23	6
	24.3	14.8	26.0	29.0	25.8	30.5	21.6	21.7	28.5	30.9	26.1	25.9	25.3	10.9	5.2	24.5	22.6	23.8	15.6
Definitely No, Reject	113	1	7	16	9	12	65	80	29	2	2	74	13	31	14	69	18	39	21
	14.1	1.6	6.3	14.4	8.3	12.7	20.1	15.9	11.4	6.9	18.1	10.9	3.6	49.7	70.4	10.4	5.1	39.4	53.2
Probably No, Reject	90	3	11	6	16	12	42	54	30	6		73	29	11	3	71	26	13	3
	11.3	5.5	10.4	5.4	14.6	12.3	13.0	10.8	11.6	20.3		10.6	8.3	17.2	15.3	10.8	7.5	13.5	8.4

Table 25

T20. Again, because Parks and Open Space are amenities that require long-term funding, the City is considering a ballot measure that would increase the tax by 0.125% to raise an additional \$950,000 for the maintenance of parks, trails, open space, and land acquisition. This additional funding would be used for maintaining existing parks, maintaining Open Space, trails, and future open space or park land acquisition. This may include more frequent playground replacement, trail development, natural resource management and education, addressing deferred maintenance issues and aging infrastructure, and the rising cost of materials and labor. Knowing this, would you vote yes and approve or vote no and reject a 0.5% sales tax to fund an annual \$3.75 million dedicated funding source for the maintenance of parks, trails, and open space land acquisition that would expire and sunset in 10 years?

	Opinion 0.375% Sales Tax Extension					Informed Opinion 0.375% Sales Tax Extension					City Spends Money Wisely				Opinion of Amount of Open Space			
	TOTAL	Tot Yes	Def Yes	Tot No	Def No	Und	Tot Yes	Def Yes	Tot No	Def No	Und	Tot Agr	Strg Agr	Tot Dis	Strg Dis	Too Much	Right Amt	Not Engh
TOTAL	802	655	471	115	56	31	669	509	99	53	34	535	210	156	69	36	485	247
	100.0	100.0	100.0	100.0	100.0	100.0	100.0	100.0	100.0	100.0	100.0	100.0	100.0	100.0	100.0	100.0	100.0	100.0
Total Yes, Approve	513	496	406	12	1	5	503	435	9	1	2	404	174	44	15	10	280	204
	64.0	75.7	86.2	10.2	1.8	17.2	75.2	85.5	8.7	1.9	4.5	75.6	82.8	27.8	21.2	27.5	57.7	82.6
Total No, Reject	203	100	42	97	52	7	102	46	88	51	14	84	21	104	53	25	147	28
	25.4	15.3	8.9	83.9	93.0	20.9	15.2	9.0	89.2	96.0	39.7	15.7	9.8	66.2	76.8	69.5	30.3	11.3
Undecided	85	59	23	7	3	19	64	28	2	1	19	46	16	9	1	1	58	15
	10.7	9.0	4.9	5.9	5.2	61.8	9.6	5.4	2.1	2.1	55.8	8.7	7.5	6.0	2.0	3.0	12.0	6.2
Definitely Yes, Approve	318	317	297	1	1		317	313	1	1		255	122	17	4	4	147	155
	39.7	48.4	63.1	0.9	1.8		47.4	61.4	1.0	1.9		47.6	58.0	10.6	5.1	10.6	30.4	62.9
Probably Yes, Approve	195	179	109	11		5	186	123	8		2	150	52	27	11	6	132	49
	24.3	27.3	23.1	9.3		17.2	27.8	24.1	7.7		4.5	28.0	24.8	17.2	16.1	16.9	27.3	19.7
Definitely No, Reject	113	33	17	75	51	5	33	16	69	49	11	31	9	77	45	17	80	13
	14.1	5.1	3.6	65.1	91.2	14.9	5.0	3.1	70.0	91.6	31.3	5.8	4.5	49.0	64.2	46.4	16.6	5.3
Probably No, Reject	90	67	25	22	1	2	68	30	19	2	3	53	11	27	9	8	66	15
	11.3	10.2	5.3	18.8	1.9	6.0	10.2	6.0	19.2	4.4	8.4	10.0	5.3	17.2	12.6	23.1	13.7	5.9

Table 25

T20. Again, because Parks and Open Space are amenities that require long-term funding, the City is considering a ballot measure that would increase the tax by 0.125% to raise an additional \$950,000 for the maintenance of parks, trails, open space, and land acquisition. This additional funding would be used for maintaining existing parks, maintaining Open Space, trails, and future open space or park land acquisition. This may include more frequent playground replacement, trail development, natural resource management and education, addressing deferred maintenance issues and aging infrastructure, and the rising cost of materials and labor. Knowing this, would you vote yes and approve or vote no and reject a 0.5% sales tax to fund an annual \$3.75 million dedicated funding source for the maintenance of parks, trails, and open space land acquisition that would expire and sunset in 10 years?

	Opinion of 15-Year Extension						Opinion of 20-Year Extension					Opinion of Continuing Tax					Opinion 0.5% Sales Tax				
	TOTAL	Tot Sup	Def Sup	Tot Opp	Def Opp	Und	Tot Sup	Def Sup	Tot Opp	Def Opp	Und	Tot Sup	Def Sup	Tot Opp	Def Opp	Und	Tot Yes	Def Yes	Tot No	Def No	Und
TOTAL	802	599	417	151	106	52	521	340	203	137	78	492	323	222	162	88	513	318	203	113	85
	100.0	100.0	100.0	100.0	100.0	100.0	100.0	100.0	100.0	100.0	100.0	100.0	100.0	100.0	100.0	100.0	100.0	100.0	100.0	100.0	100.0
Total Yes, Approve	513	485	372	20	10	8	448	314	46	17	19	430	295	54	28	30	513	318			
	64.0	81.0	89.1	13.0	9.6	15.2	86.0	92.3	22.7	12.5	24.0	87.3	91.3	24.2	17.1	33.8	100.0	100.0			
Total No, Reject	203	64	27	127	94	13	37	13	144	113	23	32	14	153	127	18			203	113	
	25.4	10.7	6.4	83.8	88.3	24.4	7.1	3.7	70.9	82.5	29.5	6.5	4.4	68.7	78.3	21.0			100.0	100.0	
Undecided	85	49	19	5	2	31	36	13	13	7	36	30	14	16	7	40					85
	10.7	8.2	4.5	3.2	2.1	60.4	6.9	3.9	6.5	5.0	46.5	6.1	4.3	7.1	4.6	45.2					100.0
Definitely Yes, Approve	318	311	286	3	2	5	302	254	9	5	6	294	246	11	7	13	318	318			
	39.7	51.9	68.5	1.8	1.9	8.9	58.0	74.7	4.7	3.3	8.1	59.7	76.1	5.0	4.5	15.3	62.0	100.0			
Probably Yes, Approve	195	175	86	17	8	3	146	60	36	13	13	136	49	43	20	16	195				
	24.3	29.1	20.6	11.2	7.7	6.3	28.0	17.7	18.0	9.2	16.0	27.6	15.3	19.2	12.6	18.5	38.0				
Definitely No, Reject	113	16	8	89	78	8	10	6	95	88	9	11	5	97	91	5			113	113	
	14.1	2.6	2.0	59.1	73.5	15.7	1.9	1.6	46.8	64.2	11.0	2.2	1.7	43.6	56.4	6.0			55.6	100.0	
Probably No, Reject	90	48	18	37	16	5	27	7	49	25	14	21	9	56	35	13			90		
	11.3	8.1	4.4	24.7	14.8	8.7	5.2	2.1	24.1	18.3	18.5	4.3	2.7	25.1	21.9	15.0			44.4		

Table 26

T21. In the past, the funds generated from the 0.375% sales tax have been split evenly, with roughly 50% going towards parks, and roughly 50% going towards open space. Do you support this allocation of funds, or would you like to see more go towards parks or open space?

	Gender~Marital Status							Age~Gender												
	TOTAL	Men	Men Marr	Men Sing	Wom	Wom Marr	Wom Sing	18-34	35-44	18-44	18-44 Men	18-44 Wom	45-54	55-64	45-64	45-64 Men	45-64 Wom	65+	65+ Men	65+ Wom
TOTAL	802	379	289	80	419	269	132	104	120	225	117	106	152	176	329	154	174	249	108	139
	100.0	100.0	100.0	100.0	100.0	100.0	100.0	100.0	100.0	100.0	100.0	100.0	100.0	100.0	100.0	100.0	100.0	100.0	100.0	100.0
Even Split between Parks and Open Space	379	165	132	29	214	141	67	44	61	105	51	53	64	86	150	67	83	124	46	78
	47.3	43.5	45.6	36.7	50.9	52.3	50.8	41.9	50.6	46.5	44.0	49.8	42.0	48.9	45.7	43.8	47.7	50.1	42.5	55.9
More on Parks, Less on Open Space	122	66	52	11	55	38	14	9	17	27	12	14	22	22	44	24	20	51	30	21
	15.2	17.4	17.8	13.6	13.1	14.1	10.3	9.1	14.4	11.9	10.4	13.7	14.5	12.4	13.4	15.7	11.3	20.5	27.4	15.0
More on Open Space, Less on Parks	169	81	57	22	87	51	29	30	18	48	22	26	35	41	76	39	36	45	20	25
	21.0	21.5	19.6	27.9	20.7	19.0	22.2	28.5	14.9	21.2	18.6	24.2	22.9	23.3	23.1	25.6	21.0	18.0	18.7	17.6
No Opinion	133	67	49	18	64	39	22	21	24	46	32	13	31	27	59	23	35	28	12	16
	16.5	17.6	17.0	21.8	15.2	14.7	16.7	20.5	20.1	20.3	27.0	12.4	20.6	15.4	17.8	14.9	20.1	11.5	11.4	11.4

Table 26

T21. In the past, the funds generated from the 0.375% sales tax have been split evenly, with roughly 50% going towards parks, and roughly 50% going towards open space. Do you support this allocation of funds, or would you like to see more go towards parks or open space?

	Democrat Voters						Unaffiliated Voters						Republican Voters					Other Voters		
	TOTAL	Dems	Dem Men	Dem WOM	Dem 18-44	Dem 45-64	Dem 65+	Unaf	Unaf Men	Unaf WOM	Unaf 18-44	Unaf 45-64	Unaf 65+	Reps	Rep Men	Rep WOM	Rep 18-44	Rep 45-64	Rep 65+	Oth Prty
TOTAL	802 100.0	417 100.0	173 100.0	242 100.0	126 100.0	170 100.0	121 100.0	297 100.0	161 100.0	134 100.0	80 100.0	130 100.0	87 100.0	80 100.0	42 100.0	38 100.0	17 100.0	24 100.0	39 100.0	8 100.0
Even Split between Parks and Open Space	379 47.3	221 53.1	84 48.4	138 56.7	63 49.7	91 53.4	68 56.2	123 41.6	67 41.7	56 41.7	34 42.8	48 37.1	41 47.2	28 35.4	11 26.9	17 44.8	6 36.4	9 36.3	13 34.4	6 74.6
More on Parks, Less on Open Space	122 15.2	44 10.5	20 11.5	24 9.7	13 10.4	16 9.4	14 12.0	54 18.2	37 23.1	17 12.3	12 15.6	20 15.4	22 24.8	23 29.2	8 20.1	15 39.2	1 6.7	7 30.6	15 38.2	1 6.8
More on Open Space, Less on Parks	169 21.0	92 22.2	37 21.3	55 22.8	28 22.1	39 22.9	26 21.3	65 21.9	35 21.9	30 22.0	16 20.2	34 26.4	14 16.5	11 14.0	9 22.4	2 4.7	4 21.7	3 11.4	5 12.3	
No Opinion	133 16.5	60 14.3	33 18.9	26 10.7	22 17.8	24 14.3	13 10.5	54 18.3	21 13.3	32 23.9	17 21.4	27 21.1	10 11.4	17 21.4	13 30.6	4 11.2	6 35.2	5 21.6	6 15.1	1 18.6

Table 26

T21. In the past, the funds generated from the 0.375% sales tax have been split evenly, with roughly 50% going towards parks, and roughly 50% going towards open space. Do you support this allocation of funds, or would you like to see more go towards parks or open space?

	Tenure in Louisville						Familiarity With Parks and Open Space				Parks Division Job Approval				Open Space Division Job Approval				
	TOTAL	Less 2yrs	2 5y	5 10y	10 15y	15 20y	More 20y	Very Fam	Smwt Fam	Not Too	Not All	Tot Apr	Strg Apr	Tot Dis	Strg Dis	Tot Apr	Strg Apr	Tot Dis	Strg Dis
TOTAL	802 100.0	53 100.0	108 100.0	110 100.0	106 100.0	97 100.0	321 100.0	506 100.0	257 100.0	30 100.0	9 100.0	682 100.0	351 100.0	62 100.0	20 100.0	661 100.0	348 100.0	98 100.0	39 100.0
Even Split between Parks and Open Space	379 47.3	28 53.0	57 53.2	49 44.9	49 46.3	44 45.6	148 46.1	234 46.3	125 48.8	15 50.8	4 49.4	343 50.3	191 54.2	18 28.8	6 28.8	339 51.4	197 56.7	27 27.1	7 17.9
More on Parks, Less on Open Space	122 15.2	4 7.5	17 15.7	16 14.2	16 15.5	14 14.8	53 16.7	66 13.1	50 19.6	5 17.3		97 14.2	45 12.9	16 26.1	4 18.2	92 14.0	35 10.1	18 18.8	10 24.5
More on Open Space, Less on Parks	169 21.0	9 16.6	12 11.2	27 24.9	20 19.1	24 25.2	76 23.6	119 23.6	45 17.6	4 13.3		142 20.8	67 19.2	14 22.8	2 10.3	130 19.7	63 18.1	33 33.6	13 33.2
No Opinion	133 16.5	12 22.9	22 19.9	18 16.0	20 19.1	14 14.4	44 13.7	86 17.0	36 14.1	6 18.6	5 50.6	100 14.6	48 13.7	14 22.3	9 42.7	99 15.0	52 15.1	20 20.5	10 24.5



Table 26

T21. In the past, the funds generated from the 0.375% sales tax have been split evenly, with roughly 50% going towards parks, and roughly 50% going towards open space. Do you support this allocation of funds, or would you like to see more go towards parks or open space?

	Opinion 0.375% Sales Tax Extension						Informed Opinion 0.375% Sales Tax Extension					City Spends Money Wisely				Opinion of Amount of Open Space		
	TOTAL	Tot Yes	Def Yes	Tot No	Def No	Und	Tot Yes	Def Yes	Tot No	Def No	Und	Tot Agr	Strg Agr	Tot Dis	Strg Dis	Too Much	Rght Amt	Not Engh
TOTAL	802	655	471	115	56	31	669	509	99	53	34	535	210	156	69	36	485	247
	100.0	100.0	100.0	100.0	100.0	100.0	100.0	100.0	100.0	100.0	100.0	100.0	100.0	100.0	100.0	100.0	100.0	100.0
Even Split between Parks and Open Space	379	347	255	24	9	8	353	280	20	10	6	277	111	46	20	6	255	108
	47.3	53.0	54.2	20.8	16.5	25.0	52.8	55.0	20.1	18.3	17.3	51.8	53.0	29.2	28.9	15.9	52.6	44.0
More on Parks, Less on Open Space	122	81	45	36	16	4	82	44	32	10	9	73	29	38	15	19	84	10
	15.2	12.4	9.6	31.6	27.9	11.6	12.2	8.6	31.9	19.7	24.8	13.7	13.8	24.4	22.2	52.8	17.4	3.9
More on Open Space, Less on Parks	169	138	112	23	11	7	145	119	19	12	4	112	37	41	18	5	61	101
	21.0	21.1	23.8	20.0	20.1	23.3	21.7	23.4	19.4	23.1	11.9	21.0	17.5	26.2	25.3	13.8	12.6	40.9
No Opinion	133	88	59	32	20	13	89	67	28	21	16	72	33	32	16	6	85	28
	16.5	13.5	12.4	27.6	35.5	40.1	13.2	13.1	28.6	38.9	46.1	13.4	15.8	20.2	23.6	17.5	17.5	11.3

Table 26

T21. In the past, the funds generated from the 0.375% sales tax have been split evenly, with roughly 50% going towards parks, and roughly 50% going towards open space. Do you support this allocation of funds, or would you like to see more go towards parks or open space?

	Opinion of 15-Year Extension					Opinion of 20-Year Extension					Opinion of Continuing Tax					Opinion 0.5% Sales Tax					
	TOTAL	Tot Sup	Def Sup	Tot Opp	Def Opp	Und	Tot Sup	Def Sup	Tot Opp	Def Opp	Und	Tot Sup	Def Sup	Tot Opp	Def Opp	Und	Tot Yes	Def Yes	Tot No	Def No	Und
TOTAL	802	599	417	151	106	52	521	340	203	137	78	492	323	222	162	88	513	318	203	113	85
	100.0	100.0	100.0	100.0	100.0	100.0	100.0	100.0	100.0	100.0	100.0	100.0	100.0	100.0	100.0	100.0	100.0	100.0	100.0	100.0	100.0
Even Split between Parks and Open Space	379	319	232	44	24	17	281	178	65	37	34	262	172	81	48	36	265	173	74	32	39
	47.3	53.3	55.6	28.8	22.3	32.1	53.8	52.3	31.9	27.1	43.4	53.3	53.3	36.2	29.5	41.6	51.7	54.2	36.6	27.9	46.2
More on Parks, Less on Open Space	122	69	34	43	31	9	51	28	57	42	14	47	26	61	46	14	59	25	54	32	9
	15.2	11.5	8.3	28.5	29.1	18.3	9.8	8.4	28.2	30.5	17.5	9.6	8.0	27.2	28.7	15.7	11.4	7.8	26.5	28.5	10.6
More on Open Space, Less on Parks	169	135	102	30	22	4	119	89	40	25	10	114	83	43	34	12	128	84	34	21	7
	21.0	22.5	24.5	19.6	20.7	8.3	22.9	26.3	19.6	18.3	12.2	23.2	25.8	19.2	21.2	13.3	24.9	26.5	16.5	19.0	8.7
No Opinion	133	76	49	35	30	21	70	44	41	33	21	68	42	39	33	26	62	37	41	28	30
	16.5	12.7	11.7	23.1	27.9	41.3	13.5	13.0	20.3	24.1	26.9	13.9	12.9	17.3	20.6	29.4	12.0	11.5	20.4	24.6	34.6

Table 27

And now we have a few questions for statistical purposes only.

T22. Are you:

	Gender~Marital Status							Age~Gender												
	TOTAL	Men	Men Marr	Men Sing	Wom	Wom Marr	Wom Sing	18-34	35-44	18-44	18-44 Men	18-44 Wom	45-54	55-64	45-64	45-64 Men	45-64 Wom	65+	65+ Men	65+ Wom
TOTAL	802	379	289	80	419	269	132	104	120	225	117	106	152	176	329	154	174	249	108	139
	100.0	100.0	100.0	100.0	100.0	100.0	100.0	100.0	100.0	100.0	100.0	100.0	100.0	100.0	100.0	100.0	100.0	100.0	100.0	100.0
Female	419				419	269	132	47	60	106		106	71	102	174		174	139		139
	52.2				100.0	100.0	100.0	44.7	49.5	47.2		100.0	46.8	58.0	52.8		100.0	56.0		100.0
Male	379	379	289	80				57	60	117	117		80	74	154	154		108	108	
	47.3	100.0	100.0	100.0				54.5	49.8	52.0	100.0		52.6	41.7	46.8	100.0		43.6	100.0	
Identify Differently	4							1	1	2			1	0.3	1			1		
	0.5							0.8	0.8	0.8			0.5		0.4			0.4		

Table 27

And now we have a few questions for statistical purposes only.

T22. Are you:

	Democrat Voters						Unaffiliated Voters						Republican Voters					Other Voters		
	TOTAL	Dems	Dem Men	Dem WOM	Dem 18-44	Dem 45-64	Dem 65+	Unaf	Unaf Men	Unaf WOM	Unaf 18-44	Unaf 45-64	Unaf 65+	Reps	Rep Men	Rep WOM	Rep 18-44	Rep 45-64	Rep 65+	Oth Prty
TOTAL	802	417	173	242	126	170	121	297	161	134	80	130	87	80	42	38	17	24	39	8
	100.0	100.0	100.0	100.0	100.0	100.0	100.0	100.0	100.0	100.0	100.0	100.0	100.0	100.0	100.0	100.0	100.0	100.0	100.0	100.0
Female	419	242		242	64	102	76	134		134	33	59	42	38		38	9	10	19	4
	52.2	58.1		100.0	51.1	60.1	62.8	45.2		100.0	40.8	45.4	48.8	47.5		100.0	52.9	42.2	48.4	55.6
Male	379	173	173		61	67	45	161	161		46	71	44	42	42		8	14	20	3
	47.3	41.5	100.0		48.4	39.5	37.0	54.2	100.0		58.1	54.3	50.3	52.5	100.0		47.1	57.8	51.6	40.6
Identify Differently	4	2			1	1	0.2	2			1	0.3	1							3.7
	0.5	0.4			0.5	0.5		0.7			1.1		0.8							

Table 27

And now we have a few questions for statistical purposes only.

T22. Are you:

	Tenure in Louisville						Familiarity With Parks and Open Space				Parks Division Job Approval				Open Space Division Job Approval				
	TOTAL	Less 2yrs	2 5y	5 10y	10 15y	15 20y	More 20y	Very Fam	Smwt Fam	Not Too	Not All	Tot Apr	Strg Apr	Tot Dis	Strg Dis	Tot Apr	Strg Apr	Tot Dis	Strg Dis
TOTAL	802	53	108	110	106	97	321	506	257	30	9	682	351	62	20	661	348	98	39
	100.0	100.0	100.0	100.0	100.0	100.0	100.0	100.0	100.0	100.0	100.0	100.0	100.0	100.0	100.0	100.0	100.0	100.0	100.0
Female	419	24	55	65	53	42	177	247	144	21	6	355	183	29	8	346	176	42	13
	52.2	45.9	50.8	59.2	50.0	43.4	55.1	48.9	56.2	70.0	68.5	52.0	52.1	46.9	37.9	52.3	50.7	43.3	32.8
Male	379	28	53	44	53	54	143	256	111	9	3	325	167	32	12	313	171	54	25
	47.3	52.9	48.8	40.1	49.7	55.9	44.6	50.7	43.2	28.9	31.5	47.6	47.6	51.4	58.9	47.3	49.1	54.9	65.4
Identify Differently	4	1	0.4	1	0.3	1	1	2	2	1.1		2	1	1	1	2	1	2	1
	0.5	1.2		0.7		0.7	0.3	0.4	0.6			0.3	0.2	1.7	3.2	0.3	0.2	1.8	1.8

Table 27

And now we have a few questions for statistical purposes only.

T22. Are you:

	Opinion 0.375% Sales Tax Extension						Informed Opinion 0.375% Sales Tax Extension					City Spends Money Wisely				Opinion of Amount of Open Space		
	TOTAL	Tot Yes	Def Yes	Tot No	Def No	Und	Tot Yes	Def Yes	Tot No	Def No	Und	Tot Agr	Strg Agr	Tot Dis	Strg Dis	Too Much	Right Amt	Not Engh
TOTAL	802	655	471	115	56	31	669	509	99	53	34	535	210	156	69	36	485	247
	100.0	100.0	100.0	100.0	100.0	100.0	100.0	100.0	100.0	100.0	100.0	100.0	100.0	100.0	100.0	100.0	100.0	100.0
Female	419	350	248	50	19	19	361	275	40	20	18	288	115	64	30	11	267	118
	52.2	53.4	52.6	43.7	34.0	59.0	54.0	54.0	40.8	36.7	51.3	53.8	54.6	40.8	43.1	31.2	55.1	48.0
Male	379	303	221	63	36	13	306	233	57	32	16	245	95	91	38	24	215	127
	47.3	46.2	46.9	54.9	63.9	40.4	45.7	45.7	57.6	60.7	48.1	45.8	45.0	57.9	54.9	66.6	44.4	51.7
Identify Differently	4	2	2	2	1	0.6	2	2	2	1	0.5	2	1	2	1	1	2	1
	0.5	0.3	0.5	1.4	2.1		0.3	0.3	1.6	2.6		0.4	0.3	1.3	2.1	2.2	0.5	0.3

Table 27

And now we have a few questions for statistical purposes only.

T22. Are you:

	Opinion of 15-Year Extension					Opinion of 20-Year Extension					Opinion of Continuing Tax					Opinion 0.5% Sales Tax					
	TOTAL	Tot Sup	Def Sup	Tot Opp	Def Opp	Und	Tot Sup	Def Sup	Tot Opp	Def Opp	Und	Tot Sup	Def Sup	Tot Opp	Def Opp	Und	Tot Yes	Def Yes	Tot No	Def No	Und
TOTAL	802	599	417	151	106	52	521	340	203	137	78	492	323	222	162	88	513	318	203	113	85
	100.0	100.0	100.0	100.0	100.0	100.0	100.0	100.0	100.0	100.0	100.0	100.0	100.0	100.0	100.0	100.0	100.0	100.0	100.0	100.0	100.0
Female	419	328	230	58	38	33	289	184	85	48	46	270	174	91	63	57	278	169	86	49	55
	52.2	54.8	55.2	38.1	35.6	64.0	55.4	54.2	41.8	34.9	58.4	55.0	53.8	41.1	38.8	65.4	54.2	53.0	42.2	43.3	64.7
Male	379	269	186	92	66	19	231	154	116	87	33	220	148	129	97	30	234	149	115	62	30
	47.3	44.8	44.4	60.7	62.7	36.0	44.3	45.4	57.1	63.5	41.6	44.7	45.9	58.0	59.9	34.6	45.5	46.7	56.7	55.1	35.1
Identify Differently	4	2	2	2	2		2	1	2	2		2	1	2	2		2	1	2	2	0.2
	0.5	0.4	0.4	1.2	1.8		0.4	0.4	1.1	1.5		0.4	0.3	1.0	1.3		0.3	0.3	1.0	1.6	

Table 28

T23. Are you between the ages of:

	Gender~Marital Status							Age~Gender												
	TOTAL	Men	Men Marr	Men Sing	Wom	Wom Marr	Wom Sing	18-34	35-44	18-44	18-44 Men	18-44 Wom	45-54	55-64	45-64	45-64 Men	45-64 Wom	65+	65+ Men	65+ Wom
TOTAL	802	379	289	80	419	269	132	104	120	225	117	106	152	176	329	154	174	249	108	139
	100.0	100.0	100.0	100.0	100.0	100.0	100.0	100.0	100.0	100.0	100.0	100.0	100.0	100.0	100.0	100.0	100.0	100.0	100.0	100.0
18-34	104	57	17	38	47	16	31	104		104	57	47								
	13.0	15.0	5.8	47.7	11.1	5.9	23.3	100.0		46.4	48.7	43.9								
35-44	120	60	52	8	60	50	8		120	120	60	60								
	15.0	15.8	17.9	10.0	14.2	18.5	6.0		100.0	53.6	51.3	56.1								
45-54	152	80	67	10	71	55	14						152		152	80	71			
	19.0	21.2	23.0	12.9	17.0	20.3	10.5						100.0		46.3	52.1	41.1			
55-64	176	74	63	7	102	70	24							176	176	74	102			
	22.0	19.4	21.7	9.2	24.4	26.0	18.3							100.0	53.7	47.9	58.9			
65 or Older	249	108	91	16	139	79	55											249	108	139
	31.0	28.6	31.5	20.2	33.2	29.3	41.9											100.0	100.0	100.0



Table 28

T23. Are you between the ages of:

	Democrat Voters						Unaffiliated Voters						Republican Voters					Other Voters		
	TOTAL	Dems	Dem Men	Dem WOM	Dem 18-44	Dem 45-64	Dem 65+	Unaf	Unaf Men	Unaf WOM	Unaf 18-44	Unaf 45-64	Unaf 65+	Reps	Rep Men	Rep WOM	Rep 18-44	Rep 45-64	Rep 65+	Oth Prty
TOTAL	802	417	173	242	126	170	121	297	161	134	80	130	87	80	42	38	17	24	39	8
	100.0	100.0	100.0	100.0	100.0	100.0	100.0	100.0	100.0	100.0	100.0	100.0	100.0	100.0	100.0	100.0	100.0	100.0	100.0	100.0
18-34	104	46	23	23	46			43	25	18	43			14	8	6	14			1
	13.0	11.1	13.3	9.4	36.5			14.5	15.3	13.5	54.0			16.9	19.1	14.5	79.5			17.7
35-44	120	80	38	42	80			37	22	14	37			4		4	4			
	15.0	19.2	22.1	17.2	63.5			12.4	13.5	10.7	46.0			4.4		9.2	20.5			
45-54	152	82	39	42		82		63	37	25		63		6	3	3		6		1
	19.0	19.6	22.7	17.4		48.1		21.2	23.1	18.9		48.3		8.1	7.7	8.5		26.5		16.1
55-64	176	88	28	60		88		67	33	34		67		18	11	7		18		3
	22.0	21.2	16.1	24.7		51.9		22.6	20.8	25.2		51.7		22.3	25.8	18.5		73.5		38.1
65 or Older	249	121	45	76			121	87	44	42			87	39	20	19			39	2
	31.0	28.9	25.8	31.3			100.0	29.3	27.2	31.7			100.0	48.3	47.5	49.3			100.0	28.0

Table 28

T23. Are you between the ages of:

	Tenure in Louisville						Familiarity With Parks and Open Space				Parks Division Job Approval				Open Space Division Job Approval				
	TOTAL	Less 2yrs	2 5y	5 10y	10 15y	15 20y	More 20y	Very Fam	Smwt Fam	Not Too	Not All	Tot Apr	Strg Apr	Tot Dis	Strg Dis	Tot Apr	Strg Apr	Tot Dis	Strg Dis
TOTAL	802	53	108	110	106	97	321	506	257	30	9	682	351	62	20	661	348	98	39
	100.0	100.0	100.0	100.0	100.0	100.0	100.0	100.0	100.0	100.0	100.0	100.0	100.0	100.0	100.0	100.0	100.0	100.0	100.0
18-34	104	24	24	14	8	13	18	49	44	8	3	83	39	5	3	92	51	3	2
	13.0	45.0	22.4	12.5	7.6	13.5	5.6	9.8	16.9	26.8	36.2	12.1	11.0	8.5	16.3	14.0	14.8	3.5	3.9
35-44	120	16	32	38	23	3	9	83	36	1	1	109	65	6	4	104	63	12	4
	15.0	29.4	29.2	34.8	21.3	3.0	2.8	16.4	13.9	3.6	9.1	16.1	18.6	10.0	20.7	15.7	18.0	12.1	11.2
45-54	152	3	13	28	37	37	31	111	36	4	2	135	65	11	2	126	66	20	7
	19.0	6.1	12.0	25.8	34.5	38.3	9.7	21.9	14.2	11.6	17.0	19.8	18.4	17.8	11.1	19.1	19.1	20.4	18.1
55-64	176	2	12	13	20	32	97	120	50	5	1	150	75	14	3	143	67	30	12
	22.0	4.5	11.1	11.4	18.7	33.1	30.2	23.8	19.5	17.0	13.2	22.1	21.4	23.5	13.2	21.6	19.3	30.3	31.8
65 or Older	249	8	27	17	19	12	166	143	91	12	2	204	108	25	8	196	100	33	14
	31.0	15.0	25.3	15.6	18.0	12.0	51.6	28.2	35.5	41.0	24.5	29.9	30.7	40.3	38.8	29.7	28.9	33.7	35.0

Table 28

T23. Are you between the ages of:

	Opinion 0.375% Sales Tax Extension					Informed Opinion 0.375% Sales Tax Extension					City Spends Money Wisely				Opinion of Amount of Open Space			
	TOTAL	Tot Yes	Def Yes	Tot No	Def No	Und	Tot Yes	Def Yes	Tot No	Def No	Und	Tot Agr	Strg Agr	Tot Dis	Strg Dis	Too Much	Right Amt	Not Engh
TOTAL	802	655	471	115	56	31	669	509	99	53	34	535	210	156	69	36	485	247
	100.0	100.0	100.0	100.0	100.0	100.0	100.0	100.0	100.0	100.0	100.0	100.0	100.0	100.0	100.0	100.0	100.0	100.0
18-34	104	87	65	8	5	9	89	70	7	5	8	56	17	17	10	5	53	38
	13.0	13.3	13.8	7.4	8.8	27.7	13.4	13.8	7.0	9.4	23.5	10.5	8.2	10.6	14.6	14.8	11.0	15.4
35-44	120	105	87	12	6	3	106	87	9	6	5	88	39	14	7	2	75	40
	15.0	16.0	18.5	10.5	11.0	9.7	15.8	17.1	9.4	12.1	16.0	16.4	18.7	8.7	10.3	6.2	15.4	16.2
45-54	152	128	90	20	9	4	128	97	16	8	9	101	37	31	13	8	92	49
	19.0	19.6	19.0	17.0	15.3	14.3	19.1	19.1	15.9	15.8	25.2	18.9	17.4	20.0	19.3	22.3	19.0	19.8
55-64	176	142	94	27	11	8	149	108	24	15	3	123	49	38	13	10	109	54
	22.0	21.7	20.0	23.1	19.4	23.9	22.3	21.3	24.4	27.4	9.2	22.9	23.1	24.2	19.1	26.7	22.5	21.7
65 or Older	249	193	135	48	26	8	197	146	43	19	9	167	68	57	25	11	155	66
	31.0	29.4	28.7	42.0	45.5	24.5	29.4	28.6	43.3	35.4	26.0	31.3	32.5	36.5	36.6	30.0	32.1	26.9

Table 28

T23. Are you between the ages of:

	Opinion of 15-Year Extension					Opinion of 20-Year Extension					Opinion of Continuing Tax					Opinion 0.5% Sales Tax					
	TOTAL	Tot Sup	Def Sup	Tot Opp	Def Opp	Und	Tot Sup	Def Sup	Tot Opp	Def Opp	Und	Tot Sup	Def Sup	Tot Opp	Def Opp	Und	Tot Yes	Def Yes	Tot No	Def No	Und
TOTAL	802	599	417	151	106	52	521	340	203	137	78	492	323	222	162	88	513	318	203	113	85
	100.0	100.0	100.0	100.0	100.0	100.0	100.0	100.0	100.0	100.0	100.0	100.0	100.0	100.0	100.0	100.0	100.0	100.0	100.0	100.0	100.0
18-34	104	80	59	13	8	12	73	49	14	11	17	75	48	15	13	15	73	48	17	11	15
	13.0	13.3	14.0	8.6	7.5	22.8	14.0	14.3	7.1	8.0	21.4	15.2	14.8	6.5	8.1	17.2	14.2	15.0	8.2	10.0	17.2
35-44	120	103	73	13	10	4	97	65	15	10	8	91	61	19	14	10	88	62	21	9	12
	15.0	17.2	17.6	8.7	9.8	8.4	18.7	19.1	7.4	7.5	10.2	18.6	19.0	8.7	8.5	11.0	17.1	19.3	10.2	7.7	13.6
45-54	152	115	80	27	14	10	103	66	35	19	15	100	65	37	22	16	100	55	36	20	17
	19.0	19.2	19.2	17.9	13.2	20.2	19.8	19.4	17.2	14.0	18.6	20.3	20.1	16.5	13.8	18.3	19.5	17.3	17.6	17.6	19.4
55-64	176	129	88	39	30	9	108	65	55	39	14	100	58	62	53	14	101	62	57	28	18
	22.0	21.5	21.1	25.5	28.4	16.9	20.7	19.2	27.0	28.4	18.0	20.4	17.9	27.8	32.6	16.2	19.7	19.5	28.2	25.0	20.8
65 or Older	249	173	117	59	44	16	140	95	84	58	25	126	91	90	60	33	151	92	73	45	25
	31.0	28.8	28.1	39.3	41.1	31.7	26.9	28.0	41.4	42.0	31.7	25.6	28.2	40.5	37.0	37.3	29.5	28.9	35.7	39.7	29.0

Table 29

T24. Are you married or single?

	Gender~Marital Status							Age~Gender												
	TOTAL	Men	Men Marr	Men Sing	Wom	Wom Marr	Wom Sing	18-34	35-44	18-44	18-44 Men	18-44 Wom	45-54	55-64	45-64	45-64 Men	45-64 Wom	65+	65+ Men	65+ Wom
TOTAL	802	379	289	80	419	269	132	104	120	225	117	106	152	176	329	154	174	249	108	139
	100.0	100.0	100.0	100.0	100.0	100.0	100.0	100.0	100.0	100.0	100.0	100.0	100.0	100.0	100.0	100.0	100.0	100.0	100.0	100.0
Married	560	289	289		269	269		33	102	135	69	66	122	133	255	130	125	170	91	79
	69.8	76.4	100.0		64.2	100.0		31.4	84.9	60.1	58.9	61.8	80.0	75.3	77.5	84.2	71.8	68.4	84.1	56.6
Single	213	80		80	132		132	70	16	86	46	39	24	32	56	18	38	72	16	55
	26.6	21.2		100.0	31.4		100.0	66.8	13.4	38.2	39.7	36.4	15.9	18.1	17.0	11.6	21.8	28.8	15.0	39.5
Prefer Not to Say	29	9			18			2	2	4	2	2	6	12	18	6	11	7	1	5
	3.6	2.4			4.4			1.7	1.7	1.7	1.4	1.8	4.1	6.6	5.4	4.2	6.4	2.8	0.9	3.9

Table 29

T24. Are you married or single?

	Democrat Voters						Unaffiliated Voters						Republican Voters					Other Voters		
	TOTAL	Dems	Dem Men	Dem WOM	Dem 18-44	Dem 45-64	Dem 65+	Unaf	Unaf Men	Unaf WOM	Unaf 18-44	Unaf 45-64	Unaf 65+	Reps	Rep Men	Rep WOM	Rep 18-44	Rep 45-64	Rep 65+	Oth Prty
TOTAL	802	417	173	242	126	170	121	297	161	134	80	130	87	80	42	38	17	24	39	8
	100.0	100.0	100.0	100.0	100.0	100.0	100.0	100.0	100.0	100.0	100.0	100.0	100.0	100.0	100.0	100.0	100.0	100.0	100.0	100.0
Married	560	297	135	162	80	136	82	205	123	81	50	100	56	55	30	26	6	17	32	2
	69.8	71.3	78.1	66.7	63.1	80.1	67.5	69.1	76.7	60.4	62.3	76.7	64.0	68.9	70.5	67.3	32.5	71.6	83.3	27.9
Single	213	109	34	73	44	29	36	78	33	45	29	21	28	24	12	11	12	6	6	3
	26.6	26.1	19.8	30.3	34.9	16.9	29.9	26.2	20.2	33.5	36.3	16.3	31.7	29.3	29.5	29.1	67.5	22.6	16.7	43.0
Prefer Not to Say	29	11	4	7	3	5	3	14	5	8	1	9	4	1		1		1		2
	3.6	2.6	2.1	3.0	2.0	3.1	2.6	4.7	3.1	6.1	1.3	7.0	4.3	1.8		3.7		5.8		29.1

Table 29

T24. Are you married or single?

	Tenure in Louisville						Familiarity With Parks and Open Space				Parks Division Job Approval				Open Space Division Job Approval				
	TOTAL	Less 2yrs	2 5y	5 10y	10 15y	15 20y	More 20y	Very Fam	Smwt Fam	Not Too	Not All	Tot Apr	Strg Apr	Tot Dis	Strg Dis	Tot Apr	Strg Apr	Tot Dis	Strg Dis
TOTAL	802	53	108	110	106	97	321	506	257	30	9	682	351	62	20	661	348	98	39
	100.0	100.0	100.0	100.0	100.0	100.0	100.0	100.0	100.0	100.0	100.0	100.0	100.0	100.0	100.0	100.0	100.0	100.0	100.0
Married	560	29	75	81	71	66	235	386	157	14	3	488	252	44	16	460	250	75	33
	69.8	54.4	69.5	73.7	67.0	67.8	73.2	76.4	61.1	45.3	32.0	71.6	71.8	70.9	77.1	69.6	71.8	76.5	83.9
Single	213	24	30	26	30	28	74	102	91	16	5	174	93	11	3	183	93	14	4
	26.6	45.6	27.6	23.2	27.9	29.1	23.1	20.2	35.3	51.2	59.4	25.5	26.4	18.6	16.3	27.7	26.7	14.7	9.2
Prefer Not to Say	29		3	3	5	3	12	17	9	1	1	19	6	6	1	18	5	9	3
	3.6		2.9	3.0	5.1	3.1	3.7	3.5	3.6	3.5	8.5	2.9	1.8	10.5	6.6	2.8	1.5	8.8	6.9

Table 29

T24. Are you married or single?

	Opinion 0.375% Sales Tax Extension					Informed Opinion 0.375% Sales Tax Extension					City Spends Money Wisely				Opinion of Amount of Open Space			
	TOTAL	Tot Yes	Def Yes	Tot No	Def No	Und	Tot Yes	Def Yes	Tot No	Def No	Und	Tot Agr	Strg Agr	Tot Dis	Strg Dis	Too Much	Right Amt	Not Engh
TOTAL	802	655	471	115	56	31	669	509	99	53	34	535	210	156	69	36	485	247
	100.0	100.0	100.0	100.0	100.0	100.0	100.0	100.0	100.0	100.0	100.0	100.0	100.0	100.0	100.0	100.0	100.0	100.0
Married	560	461	331	81	39	18	470	353	72	38	18	388	153	108	47	21	349	171
	69.8	70.3	70.3	70.7	69.7	56.4	70.2	69.4	72.7	71.2	53.2	72.5	72.7	69.1	68.3	59.4	72.1	69.3
Single	213	177	129	24	11	12	181	143	20	10	13	135	53	36	18	10	122	67
	26.6	27.0	27.4	21.0	19.4	38.8	27.1	28.1	19.9	18.8	36.6	25.2	25.0	22.7	26.7	29.0	25.1	27.1
Prefer Not to Say	29	17	11	10	6	2	18	13	7	5	3	13	5	13	4	4	14	9
	3.6	2.7	2.3	8.4	10.9	4.8	2.7	2.5	7.4	9.9	10.2	2.4	2.2	8.2	5.1	11.7	2.8	3.6



Table 29

T24. Are you married or single?

	Opinion of 15-Year Extension					Opinion of 20-Year Extension					Opinion of Continuing Tax					Opinion 0.5% Sales Tax					
	TOTAL	Tot Sup	Def Sup	Tot Opp	Def Opp	Und	Tot Sup	Def Sup	Tot Opp	Def Opp	Und	Tot Sup	Def Sup	Tot Opp	Def Opp	Und	Tot Yes	Def Yes	Tot No	Def No	Und
TOTAL	802	599	417	151	106	52	521	340	203	137	78	492	323	222	162	88	513	318	203	113	85
	100.0	100.0	100.0	100.0	100.0	100.0	100.0	100.0	100.0	100.0	100.0	100.0	100.0	100.0	100.0	100.0	100.0	100.0	100.0	100.0	100.0
Married	560	420	291	111	80	29	367	238	153	101	40	342	230	167	119	51	363	223	147	82	50
	69.8	70.1	69.7	73.5	75.7	55.3	70.4	69.8	75.6	73.6	50.7	69.6	71.2	74.9	73.6	58.3	70.7	70.0	72.2	72.2	59.0
Single	213	162	115	31	17	20	140	93	40	27	33	135	84	46	34	33	138	88	43	24	32
	26.6	27.1	27.6	20.4	16.4	39.2	26.9	27.3	19.8	19.7	42.4	27.4	25.9	20.5	20.7	38.0	26.9	27.7	21.2	21.2	37.9
Prefer Not to Say	29	16	11	9	8	3	14	10	9	9	5	15	9	10	9	3	12	7	13	7	3
	3.6	2.7	2.7	6.1	8.0	5.5	2.7	2.9	4.6	6.8	6.9	3.1	2.9	4.6	5.7	3.7	2.4	2.3	6.6	6.6	3.1

Table 30

T25. For statistical and weighting purposes only, are you registered to vote as an Unaffiliated voter, a Democrat, a Republican, or are you registered with another party?

	Gender~Marital Status							Age~Gender												
	TOTAL	Men	Men Marr	Men Sing	Wom	Wom Marr	Wom Sing	18-34	35-44	18-44	18-44 Men	18-44 Wom	45-54	55-64	45-64	45-64 Men	45-64 Wom	65+	65+ Men	65+ Wom
TOTAL	802	379	289	80	419	269	132	104	120	225	117	106	152	176	329	154	174	249	108	139
	100.0	100.0	100.0	100.0	100.0	100.0	100.0	100.0	100.0	100.0	100.0	100.0	100.0	100.0	100.0	100.0	100.0	100.0	100.0	100.0
Democrat	417	173	135	34	242	162	73	46	80	126	61	64	82	88	170	67	102	121	45	76
	52.0	45.6	46.7	42.6	57.9	60.1	55.8	44.3	66.6	56.2	52.4	60.8	53.7	50.0	51.7	43.6	58.8	48.5	41.2	54.4
Unaffiliated	297	161	123	33	134	81	45	43	37	80	46	33	63	67	130	71	59	87	44	42
	37.0	42.4	42.6	40.4	32.0	30.1	34.1	41.4	30.5	35.5	39.7	30.7	41.2	38.1	39.5	45.9	34.0	35.0	40.4	30.5
Republican	80	42	30	12	38	26	11	14	4	17	8	9	6	18	24	14	10	39	20	19
	10.0	11.1	10.2	15.5	9.1	9.5	8.4	13.0	2.9	7.6	6.9	8.5	4.2	10.2	7.4	9.2	5.9	15.6	18.4	13.5
Other Party	8	3	1	1	4	1	2	1		1	1		1	3	4	2	2	2		2
	1.0	0.9	0.5	1.5	1.1	0.3	1.7	1.4		0.6	1.1		0.8	1.7	1.3	1.3	1.3	0.9		1.6

Table 30

T25. For statistical and weighting purposes only, are you registered to vote as an Unaffiliated voter, a Democrat, a Republican, or are you registered with another party?

	Democrat Voters						Unaffiliated Voters						Republican Voters					Other Voters		
	TOTAL	Dems	Dem Men	Dem WOM	Dem 18-44	Dem 45-64	Dem 65+	Unaf	Unaf Men	Unaf WOM	Unaf 18-44	Unaf 45-64	Unaf 65+	Reps	Rep Men	Rep WOM	Rep 18-44	Rep 45-64	Rep 65+	Oth Prty
TOTAL	802	417	173	242	126	170	121	297	161	134	80	130	87	80	42	38	17	24	39	8
	100.0	100.0	100.0	100.0	100.0	100.0	100.0	100.0	100.0	100.0	100.0	100.0	100.0	100.0	100.0	100.0	100.0	100.0	100.0	100.0
Democrat	417	417	173	242	126	170	121													
	52.0	100.0	100.0	100.0	100.0	100.0	100.0													
Unaffiliated	297							297	161	134	80	130	87							
	37.0							100.0	100.0	100.0	100.0	100.0	100.0							
Republican	80													80	42	38	17	24	39	
	10.0													100.0	100.0	100.0	100.0	100.0	100.0	
Other Party	8																			8
	1.0																			100.0

Table 30

T25. For statistical and weighting purposes only, are you registered to vote as an Unaffiliated voter, a Democrat, a Republican, or are you registered with another party?

	Tenure in Louisville						Familiarity With Parks and Open Space				Parks Division Job Approval				Open Space Division Job Approval				
	TOTAL	Less 2yrs	2 5y	5 10y	10 15y	15 20y	More 20y	Very Fam	Smwt Fam	Not Too	Not All	Tot Apr	Strg Apr	Tot Dis	Strg Dis	Tot Apr	Strg Apr	Tot Dis	Strg Dis
TOTAL	802	53	108	110	106	97	321	506	257	30	9	682	351	62	20	661	348	98	39
	100.0	100.0	100.0	100.0	100.0	100.0	100.0	100.0	100.0	100.0	100.0	100.0	100.0	100.0	100.0	100.0	100.0	100.0	100.0
Democrat	417	33	66	64	62	50	142	269	135	12	2	379	218	12	4	377	226	26	14
	52.0	61.3	60.8	58.6	58.4	51.2	44.2	53.1	52.6	38.5	19.2	55.5	62.0	20.0	17.9	57.0	64.9	26.9	34.9
Unaffiliated	297	21	37	38	38	37	124	184	93	12	7	235	106	35	12	225	102	52	17
	37.0	38.7	34.1	34.4	35.7	38.4	38.8	36.5	36.2	39.9	80.8	34.5	30.1	56.8	57.9	34.1	29.3	53.3	42.6
Republican	80		5	8	6	7	52	48	26	7		61	23	14	5	53	17	19	8
	10.0		4.4	6.8	5.3	7.5	16.2	9.4	10.1	21.6		8.9	6.6	22.1	23.7	7.9	4.8	19.3	21.1
Other Party	8		1	0.2	1	3	3	5	3			7	4	1	0.5	6	4	1	1
	1.0		0.7	0.6	0.6	3.0	0.9	1.0	1.1			1.1	1.3	1.1		0.9	1.1	0.6	1.4

Table 30

T25. For statistical and weighting purposes only, are you registered to vote as an Unaffiliated voter, a Democrat, a Republican, or are you registered with another party?

	Opinion 0.375% Sales Tax Extension					Informed Opinion 0.375% Sales Tax Extension					City Spends Money Wisely				Opinion of Amount of Open Space			
	TOTAL	Tot Yes	Def Yes	Tot No	Def No	Und	Tot Yes	Def Yes	Tot No	Def No	Und	Tot Agr	Strg Agr	Tot Dis	Strg Dis	Too Much	Right Amt	Not Engh
TOTAL	802	655	471	115	56	31	669	509	99	53	34	535	210	156	69	36	485	247
	100.0	100.0	100.0	100.0	100.0	100.0	100.0	100.0	100.0	100.0	100.0	100.0	100.0	100.0	100.0	100.0	100.0	100.0
Democrat	417	386	304	21	7	10	392	321	16	8	8	304	133	48	14	8	253	137
	52.0	58.8	64.5	18.3	12.3	33.1	58.7	63.1	16.2	14.4	24.8	56.8	63.3	30.7	19.7	23.1	52.2	55.6
Unaffiliated	297	229	149	55	29	13	228	164	49	28	20	192	57	69	34	15	171	98
	37.0	34.9	31.7	47.9	52.2	40.9	34.1	32.1	49.9	51.9	57.5	35.9	27.3	43.9	48.8	42.8	35.2	39.9
Republican	80	35	14	38	19	7	43	20	32	17	5	35	18	38	21	11	59	8
	10.0	5.4	2.9	32.7	34.5	23.3	6.4	3.9	32.6	32.6	15.2	6.5	8.7	24.0	30.1	30.4	12.1	3.1
Other Party	8	6	4	1	1	1	6	4	1	1	1	4	2	2	1	1	3	3
	1.0	0.9	0.9	1.1	1.0	2.7	0.9	0.9	1.3	1.0	2.5	0.8	0.8	1.4	1.4	3.6	0.5	1.4

Table 30

T25. For statistical and weighting purposes only, are you registered to vote as an Unaffiliated voter, a Democrat, a Republican, or are you registered with another party?

	Opinion of 15-Year Extension					Opinion of 20-Year Extension					Opinion of Continuing Tax					Opinion 0.5% Sales Tax					
	TOTAL	Tot Sup	Def Sup	Tot Opp	Def Opp	Und	Tot Sup	Def Sup	Tot Opp	Def Opp	Und	Tot Sup	Def Sup	Tot Opp	Def Opp	Und	Tot Yes	Def Yes	Tot No	Def No	Und
TOTAL	802	599	417	151	106	52	521	340	203	137	78	492	323	222	162	88	513	318	203	113	85
	100.0	100.0	100.0	100.0	100.0	100.0	100.0	100.0	100.0	100.0	100.0	100.0	100.0	100.0	100.0	100.0	100.0	100.0	100.0	100.0	100.0
Democrat	417	360	278	38	22	19	329	232	59	32	29	317	221	63	44	37	318	214	59	25	40
	52.0	60.0	66.5	25.2	21.1	37.1	63.0	68.2	29.2	23.4	37.4	64.4	68.4	28.2	27.2	42.6	62.0	67.4	28.9	22.0	47.1
Unaffiliated	297	202	123	71	53	24	168	101	94	66	35	154	96	103	74	39	165	89	97	53	34
	37.0	33.6	29.6	47.0	50.2	46.7	32.2	29.8	46.2	47.7	45.2	31.3	29.6	46.4	45.4	45.1	32.2	28.0	47.7	47.1	40.0
Republican	80	33	12	39	29	8	20	4	47	38	14	17	4	53	42	11	26	12	45	33	10
	10.0	5.5	2.9	25.8	27.2	16.3	3.8	1.2	23.1	27.8	17.4	3.4	1.2	23.7	26.0	12.3	5.1	3.7	21.9	29.0	11.2
Other Party	8	5	4	3	1		5	3	3	1		4	3	4	2		4	3	3	2	1
	1.0	0.8	1.0	2.0	1.4		1.0	0.9	1.5	1.1		0.9	0.8	1.7	1.4		0.7	0.8	1.5	1.9	1.6

Table 31

T26. How often do you or someone in your family use the City's parks and playgrounds? Even if you only use them during warmer months, please indicate how often you or a family member visit during that time.

	Gender~Marital Status							Age~Gender												
	TOTAL	Men	Men Marr	Men Sing	Wom	Wom Marr	Wom Sing	18-34	35-44	18-44	18-44 Men	18-44 Wom	45-54	55-64	45-64	45-64 Men	45-64 Wom	65+	65+ Men	65+ Wom
TOTAL	802	379	289	80	419	269	132	104	120	225	117	106	152	176	329	154	174	249	108	139
	100.0	100.0	100.0	100.0	100.0	100.0	100.0	100.0	100.0	100.0	100.0	100.0	100.0	100.0	100.0	100.0	100.0	100.0	100.0	100.0
Daily	131	56	48	7	75	52	18	18	26	44	19	25	29	24	54	28	26	34	10	24
	16.4	14.8	16.5	8.4	17.9	19.4	13.9	17.1	21.4	19.4	16.1	23.2	19.3	13.8	16.4	18.0	14.8	13.7	8.8	17.5
Few Times a Week	265	148	115	31	116	83	28	30	65	95	53	41	45	56	101	56	45	69	38	30
	33.0	38.9	39.8	38.0	27.6	30.9	21.4	28.8	53.7	42.1	45.6	38.4	29.6	31.8	30.8	36.6	25.7	27.6	35.2	21.7
Few Times a Month	201	89	63	23	111	57	49	36	19	55	28	27	36	35	70	34	36	75	27	48
	25.1	23.5	21.8	28.0	26.5	21.2	37.0	34.7	16.0	24.6	24.0	25.1	23.6	19.6	21.4	22.0	21.0	30.4	25.1	34.3
Once Every Three Months	131	60	42	15	70	47	20	12	7	18	11	7	25	41	67	25	42	46	24	22
	16.3	15.8	14.6	19.2	16.8	17.4	15.3	11.0	5.8	8.2	9.6	6.8	16.7	23.3	20.2	16.1	24.0	18.4	22.2	15.5
Once a Year	31	8	7	1	23	17	5	3	3	6	1	4	6	11	17	3	14	8	4	4
	3.9	2.2	2.4	1.6	5.4	6.2	3.6	2.9	2.2	2.5	1.2	4.0	4.3	6.1	5.2	1.9	8.2	3.3	3.5	3.1
Never	43	18	14	4	24	13	12	6	1	7	4	3	10	10	20	8	11	17	6	11
	5.4	4.8	4.9	4.8	5.8	4.8	8.8	5.5	1.0	3.1	3.5	2.5	6.5	5.4	5.9	5.4	6.3	6.7	5.3	7.9

Table 31

T26. How often do you or someone in your family use the City's parks and playgrounds? Even if you only use them during warmer months, please indicate how often you or a family member visit during that time.

	Democrat Voters						Unaffiliated Voters						Republican Voters					Other Voters		
	TOTAL	Dems	Dem Men	Dem WOM	Dem 18-44	Dem 45-64	Dem 65+	Unaf	Unaf Men	Unaf WOM	Unaf 18-44	Unaf 45-64	Unaf 65+	Reps	Rep Men	Rep WOM	Rep 18-44	Rep 45-64	Rep 65+	Oth Prty
TOTAL	802	417	173	242	126	170	121	297	161	134	80	130	87	80	42	38	17	24	39	8
	100.0	100.0	100.0	100.0	100.0	100.0	100.0	100.0	100.0	100.0	100.0	100.0	100.0	100.0	100.0	100.0	100.0	100.0	100.0	100.0
Daily	131	71	30	41	22	31	18	49	24	25	18	20	11	9	1	8	4	1	4	1
	16.4	17.1	17.5	16.8	17.1	18.4	15.2	16.7	15.1	18.5	23.0	15.7	12.3	11.7	3.5	20.7	21.8	6.1	10.7	18.4
Few Times a Week	265	142	72	69	57	54	32	98	67	32	34	37	27	22	8	13	4	9	9	2
	33.0	34.1	41.6	28.6	44.8	31.8	26.2	33.1	41.5	23.5	43.1	28.4	30.9	26.9	19.3	35.2	20.5	36.0	23.9	30.0
Few Times a Month	201	106	40	65	33	33	40	82	39	41	19	34	28	12	7	4	2	2	8	2
	25.1	25.4	23.4	26.8	26.1	19.5	32.9	27.5	24.5	30.8	24.3	26.3	32.5	14.6	17.1	11.8	10.6	9.4	19.6	24.9
Once Every Three Months	131	72	26	46	13	36	23	36	20	17	2	24	11	21	14	7	4	6	11	2
	16.3	17.2	14.8	18.9	10.1	21.2	18.8	12.2	12.1	12.3	2.2	18.1	12.7	26.0	34.0	17.1	23.2	22.6	29.3	26.7
Once a Year	31	15	3	12	2	10	3	12	3	10	4	5	3	4	3	1		2	2	
	3.9	3.5	1.7	4.9	1.2	5.9	2.7	4.1	1.7	7.1	5.1	3.7	3.9	5.0	6.2	3.7		10.1	4.0	
Never	43	11	2	10	1	5	5	19	8	10	2	10	7	13	8	4	4	4	5	
	5.4	2.7	1.0	4.0	0.8	3.2	4.2	6.3	5.0	7.8	2.3	7.9	7.8	15.9	19.9	11.5	23.9	15.8	12.4	



Table 31

T26. How often do you or someone in your family use the City's parks and playgrounds? Even if you only use them during warmer months, please indicate how often you or a family member visit during that time.

	Tenure in Louisville						Familiarity With Parks and Open Space				Parks Division Job Approval				Open Space Division Job Approval				
	TOTAL	Less 2yrs	2 5y	5 10y	10 15y	15 20y	More 20y	Very Fam	Smwt Fam	Not Too	Not All	Tot Apr	Strg Apr	Tot Dis	Strg Dis	Tot Apr	Strg Apr	Tot Dis	Strg Dis
TOTAL	802	53	108	110	106	97	321	506	257	30	9	682	351	62	20	661	348	98	39
	100.0	100.0	100.0	100.0	100.0	100.0	100.0	100.0	100.0	100.0	100.0	100.0	100.0	100.0	100.0	100.0	100.0	100.0	100.0
Daily	131	6	24	21	21	17	42	104	24	4		115	68	12	5	111	62	16	6
	16.4	10.4	21.8	19.4	20.2	17.4	13.0	20.6	9.2	12.5		16.8	19.4	20.1	26.9	16.8	17.8	16.2	16.0
Few Times a Week	265	22	52	40	33	38	80	183	72	8	2	246	140	13	2	231	135	27	8
	33.0	40.4	47.9	36.4	30.8	39.5	25.1	36.1	28.0	26.8	17.0	36.0	39.9	20.4	11.8	34.9	38.8	27.4	19.4
Few Times a Month	201	20	13	20	28	27	91	106	84	8	4	159	72	20	5	164	85	24	10
	25.1	38.2	12.0	17.8	26.4	27.9	28.5	21.0	32.6	24.9	41.6	23.4	20.5	31.9	25.8	24.9	24.4	24.1	25.6
Once Every Three Months	131	5	10	16	18	12	70	76	48	6	1	109	48	8	1	106	50	14	5
	16.3	9.4	8.9	14.9	16.5	12.3	21.7	15.1	18.5	19.9	10.1	16.0	13.6	13.5	5.9	16.0	14.3	14.3	12.7
Once a Year	31	1	4	7	3	2	15	14	16		1	18	8	5	4	20	8	8	6
	3.9	1.6	3.2	6.3	2.4	2.0	4.7	2.7	6.2		13.2	2.7	2.2	7.6	17.2	3.0	2.2	8.0	14.3
Never	43		7	6	4	1	23	23	14	5	2	34	15	4	3	29	9	10	5
	5.4		6.1	5.3	3.7	0.9	7.1	4.5	5.4	15.9	18.1	5.0	4.3	6.5	12.5	4.4	2.5	10.1	12.0

Table 31

T26. How often do you or someone in your family use the City's parks and playgrounds? Even if you only use them during warmer months, please indicate how often you or a family member visit during that time.

	Opinion 0.375% Sales Tax Extension					Informed Opinion 0.375% Sales Tax Extension					City Spends Money Wisely				Opinion of Amount of Open Space			
	TOTAL	Tot Yes	Def Yes	Tot No	Def No	Und	Tot Yes	Def Yes	Tot No	Def No	Und	Tot Agr	Strg Agr	Tot Dis	Strg Dis	Too Much	Right Amt	Not Engh
TOTAL	802	655	471	115	56	31	669	509	99	53	34	535	210	156	69	36	485	247
	100.0	100.0	100.0	100.0	100.0	100.0	100.0	100.0	100.0	100.0	100.0	100.0	100.0	100.0	100.0	100.0	100.0	100.0
Daily	131	114	93	14	7	3	115	100	9	5	7	91	47	23	8	2	71	53
	16.4	17.3	19.8	12.5	12.0	10.7	17.2	19.6	9.2	9.0	20.9	17.1	22.1	14.6	11.6	6.0	14.7	21.4
Few Times a Week	265	233	172	26	13	5	236	179	24	12	5	194	79	37	14	12	158	83
	33.0	35.5	36.5	22.9	24.0	16.9	35.2	35.2	24.2	23.1	14.2	36.2	37.5	23.6	20.0	32.8	32.7	33.7
Few Times a Month	201	170	116	26	11	5	171	123	19	14	11	131	44	42	20	8	131	53
	25.1	25.9	24.5	22.9	19.8	15.3	25.5	24.2	19.5	26.3	32.6	24.5	20.8	26.6	29.1	21.9	27.0	21.3
Once Every Three Months	131	91	65	28	12	12	93	74	30	11	8	79	27	34	13	8	81	36
	16.3	13.9	13.9	24.3	21.9	37.7	13.9	14.5	30.2	21.1	24.0	14.9	12.8	21.6	19.1	22.4	16.7	14.5
Once a Year	31	25	14	4	3	2	27	16	3	3	2	21	7	5	3	1	16	13
	3.9	3.8	3.0	3.4	4.5	6.7	4.0	3.1	2.6	4.8	5.6	3.9	3.2	3.2	3.9	2.4	3.3	5.1
Never	43	23	11	16	10	4	28	17	14	8	1	18	7	16	11	5	27	10
	5.4	3.5	2.3	13.9	17.9	12.7	4.2	3.4	14.3	15.8	2.8	3.4	3.5	10.3	16.2	14.5	5.6	3.9

Table 31

T26. How often do you or someone in your family use the City's parks and playgrounds? Even if you only use them during warmer months, please indicate how often you or a family member visit during that time.

	Opinion of 15-Year Extension					Opinion of 20-Year Extension					Opinion of Continuing Tax					Opinion 0.5% Sales Tax					
	TOTAL	Tot Sup	Def Sup	Tot Opp	Def Opp	Und	Tot Sup	Def Sup	Tot Opp	Def Opp	Und	Tot Sup	Def Sup	Tot Opp	Def Opp	Und	Tot Yes	Def Yes	Tot No	Def No	Und
TOTAL	802	599	417	151	106	52	521	340	203	137	78	492	323	222	162	88	513	318	203	113	85
	100.0	100.0	100.0	100.0	100.0	100.0	100.0	100.0	100.0	100.0	100.0	100.0	100.0	100.0	100.0	100.0	100.0	100.0	100.0	100.0	100.0
Daily	131	109	88	14	8	8	97	71	25	14	10	93	62	26	14	12	96	67	20	8	15
	16.4	18.1	21.1	9.5	7.9	16.3	18.6	20.9	12.1	9.9	12.9	19.0	19.3	11.5	8.4	14.2	18.7	21.0	10.0	7.5	17.7
Few Times a Week	265	222	144	37	32	5	194	117	54	39	16	176	117	68	48	21	187	115	53	24	24
	33.0	37.1	34.5	24.6	29.7	9.5	37.3	34.3	26.9	28.0	20.3	35.8	36.2	30.5	29.8	23.6	36.5	36.3	26.3	21.5	27.9
Few Times a Month	201	137	94	43	27	21	121	84	51	36	29	118	75	52	41	30	117	74	62	33	22
	25.1	22.9	22.6	28.3	25.7	41.1	23.3	24.6	25.3	26.3	36.5	24.1	23.4	23.6	25.2	34.7	22.8	23.4	30.5	28.9	26.1
Once Every Three Months	131	82	66	38	23	11	72	50	45	29	13	67	47	52	40	13	75	42	40	26	15
	16.3	13.6	15.8	25.3	21.8	21.0	13.9	14.7	22.5	21.3	16.4	13.5	14.4	23.2	24.8	14.3	14.7	13.3	19.6	23.1	18.0
Once a Year	31	25	14	4	4	3	20	8	6	4	5	18	9	6	4	6	17	10	9	8	5
	3.9	4.1	3.3	2.3	3.3	5.6	3.8	2.4	2.7	2.5	7.0	3.8	2.8	2.8	2.6	7.1	3.3	3.1	4.3	7.1	5.9
Never	43	25	11	15	12	3	16	11	21	16	5	19	13	19	15	5	20	9	19	14	4
	5.4	4.1	2.6	9.8	11.5	6.4	3.1	3.2	10.6	11.9	6.9	3.9	4.0	8.4	9.2	6.1	4.0	2.9	9.2	12.0	4.4

Table 32

T27. How often do you or someone in your family use the City's trails and open spaces? Even if you only use them during warmer months, please indicate how often you or a family member visit during that time.

	Gender~Marital Status							Age~Gender												
	TOTAL	Men	Men Marr	Men Sing	Wom	Wom Marr	Wom Sing	18-34	35-44	18-44	18-44 Men	18-44 Wom	45-54	55-64	45-64	45-64 Men	45-64 Wom	65+	65+ Men	65+ Wom
TOTAL	802	379	289	80	419	269	132	104	120	225	117	106	152	176	329	154	174	249	108	139
	100.0	100.0	100.0	100.0	100.0	100.0	100.0	100.0	100.0	100.0	100.0	100.0	100.0	100.0	100.0	100.0	100.0	100.0	100.0	100.0
Daily	318	138	114	22	179	123	49	48	53	101	54	46	69	76	146	63	82	72	21	51
	39.7	36.3	39.3	27.7	42.7	45.9	37.4	46.1	43.8	44.9	45.9	43.3	45.5	43.2	44.3	41.3	47.1	28.9	19.0	36.8
Few Times a Week	313	160	123	33	152	105	40	31	48	78	40	38	62	70	132	70	62	102	50	52
	39.0	42.2	42.5	40.8	36.3	39.0	30.6	29.3	39.8	34.9	34.4	35.9	40.9	39.7	40.2	45.3	35.8	41.1	46.2	37.2
Few Times a Month	106	53	33	16	53	24	26	20	15	35	17	18	13	15	28	14	13	43	22	21
	13.2	13.9	11.4	20.1	12.5	8.8	19.8	19.6	12.2	15.6	14.5	17.0	8.5	8.3	8.4	9.2	7.6	17.5	19.9	15.4
Once Every Three Months	38	19	14	5	19	12	6		5	5	4	1	5	10	16	4	11	17	11	6
	4.7	5.0	4.9	6.1	4.4	4.6	4.7		4.0	2.2	3.5	0.8	3.5	5.8	4.7	2.6	6.5	6.9	10.0	4.6
Once a Year	10	3	3		7	2	3						1	5	6	2	4	4	2	2
	1.2	0.9	1.1		1.6	0.7	2.5						0.5	3.0	1.8	1.1	2.5	1.5	1.4	1.6
Never	16	6	2	4	9	2	7	5	0.2	5	2	3	2		2	1	1	9	4	5
	2.0	1.7	0.8	5.3	2.2	0.6	5.0	5.0		2.4	1.8	3.0	1.1		0.5	0.5	0.6	3.5	3.4	3.6

Table 32

T27. How often do you or someone in your family use the City's trails and open spaces? Even if you only use them during warmer months, please indicate how often you or a family member visit during that time.

	Democrat Voters						Unaffiliated Voters						Republican Voters					Other Voters		
	TOTAL	Dem Men	Dem Men	Dem 18-44	Dem 45-64	Dem 65+	Unaf	Unaf Men	Unaf Men	Unaf 18-44	Unaf 45-64	Unaf 65+	Reps	Rep Men	Rep Men	Rep 18-44	Rep 45-64	Rep 65+	Oth Prty	
TOTAL	802	417	173	242	126	170	121	297	161	134	80	130	87	80	42	38	17	24	39	8
	100.0	100.0	100.0	100.0	100.0	100.0	100.0	100.0	100.0	100.0	100.0	100.0	100.0	100.0	100.0	100.0	100.0	100.0	100.0	100.0
Daily	318	183	72	111	60	79	45	112	54	57	33	58	21	21	12	9	8	8	6	2
	39.7	44.0	41.5	45.7	47.3	46.4	37.1	37.6	33.9	42.3	41.6	44.4	23.9	26.1	27.4	24.6	45.0	31.0	14.7	30.1
Few Times a Week	313	162	77	85	43	68	51	122	67	54	30	54	38	25	13	11	4	9	12	3
	39.0	39.0	44.6	34.9	34.4	40.2	41.9	41.2	41.9	40.6	37.9	41.4	43.8	31.1	31.9	30.1	20.5	38.0	31.3	42.9
Few Times a Month	106	49	18	30	20	13	16	39	25	13	11	10	17	16	8	9	4	2	10	2
	13.2	11.8	10.6	12.5	15.8	7.8	13.2	13.0	15.6	9.5	14.2	7.6	19.8	20.5	18.5	22.7	22.5	9.7	26.4	27.0
Once Every Three Months	38	16	5	12	2	9	6	14	12	2	3	6	5	7	2	4		1	6	
	4.7	4.0	2.8	4.8	1.3	5.2	4.9	4.8	7.2	1.8	4.0	4.4	6.2	8.7	5.9	11.8		4.3	15.3	
Once a Year	10	2		2			2	3		3		3		5	3	1		3	2	
	1.2	0.5		0.9			1.9	1.0		2.2		2.2		5.8	7.8	3.7		12.9	4.0	
Never	16	2	1	2	2	1		7	2	5	2		5	6	4	3	2	1	3	
	2.0	0.5	0.4	0.6	1.2	0.4		2.5	1.4	3.7	2.3		6.3	7.8	8.5	7.0	12.0	4.1	8.3	

Table 32

T27. How often do you or someone in your family use the City's trails and open spaces? Even if you only use them during warmer months, please indicate how often you or a family member visit during that time.

	Tenure in Louisville						Familiarity With Parks and Open Space				Parks Division Job Approval				Open Space Division Job Approval				
	TOTAL	Less 2yrs	2 5y	5 10y	10 15y	15 20y	More 20y	Very Fam	Smwt Fam	Not Too	Not All	Tot Apr	Strg Apr	Tot Dis	Strg Dis	Tot Apr	Strg Apr	Tot Dis	Strg Dis
TOTAL	802	53	108	110	106	97	321	506	257	30	9	682	351	62	20	661	348	98	39
	100.0	100.0	100.0	100.0	100.0	100.0	100.0	100.0	100.0	100.0	100.0	100.0	100.0	100.0	100.0	100.0	100.0	100.0	100.0
Daily	318	18	48	46	40	42	123	248	65	6		280	155	22	8	274	150	37	14
	39.7	34.3	44.2	41.4	37.7	43.8	38.4	48.9	25.1	20.5		41.1	44.2	35.9	37.6	41.5	43.1	38.2	36.6
Few Times a Week	313	21	43	41	41	37	127	190	111	8	4	273	142	23	4	259	145	41	17
	39.0	38.6	39.8	37.1	39.0	38.3	39.7	37.5	43.2	25.6	49.5	40.1	40.5	36.5	20.6	39.2	41.6	42.3	42.6
Few Times a Month	106	13	13	17	15	12	36	48	50	7	2	86	44	10	4	86	44	9	4
	13.2	25.0	11.6	15.5	14.3	11.9	11.2	9.5	19.5	21.6	19.2	12.6	12.6	16.1	21.7	13.0	12.8	9.6	10.3
Once Every Three Months	38	1	2	4	6	3	21	13	20	6		26	8	2	0.9	27	7	4	1
	4.7	2.1	2.0	3.9	5.4	3.3	6.6	2.5	7.7	18.2		3.8	2.3	3.6		4.1	1.9	4.2	3.2
Once a Year	10				1	3	6	4	4		1	7	1	2	2	8	2	2	2
	1.2				1.1	2.8	1.9	0.8	1.7		13.2	1.0	0.3	2.5	7.5	1.1	0.6	1.6	4.0
Never	16		3	2	3		6	4	6	4	2	8		3	2	6		4	1
	2.0		2.3	2.1	2.5		1.9	0.7	2.4	14.2	18.1	1.2		5.6	11.6	1.0		4.1	3.4

Table 32

T27. How often do you or someone in your family use the City's trails and open spaces? Even if you only use them during warmer months, please indicate how often you or a family member visit during that time.

	Opinion 0.375% Sales Tax Extension					Informed Opinion 0.375% Sales Tax Extension					City Spends Money Wisely				Opinion of Amount of Open Space			
	TOTAL	Tot Yes	Def Yes	Tot No	Def No	Und	Tot Yes	Def Yes	Tot No	Def No	Und	Tot Agr	Strg Agr	Tot Dis	Strg Dis	Too Much	Right Amt	Not Engh
TOTAL	802	655	471	115	56	31	669	509	99	53	34	535	210	156	69	36	485	247
	100.0	100.0	100.0	100.0	100.0	100.0	100.0	100.0	100.0	100.0	100.0	100.0	100.0	100.0	100.0	100.0	100.0	100.0
Daily	318	281	219	27	12	10	287	242	21	12	10	225	101	46	18	8	171	133
	39.7	42.9	46.5	23.0	22.1	33.2	42.9	47.5	21.3	23.0	29.9	42.1	48.2	29.6	26.5	21.2	35.3	53.9
Few Times a Week	313	258	180	38	18	16	264	191	33	16	16	218	76	61	27	13	198	87
	39.0	39.4	38.2	33.2	31.6	52.4	39.5	37.4	33.0	31.0	48.1	40.7	36.4	38.8	38.3	35.4	40.8	35.3
Few Times a Month	106	80	56	21	10	5	81	57	20	10	6	58	22	30	15	9	71	16
	13.2	12.2	11.8	18.6	17.3	14.4	12.1	11.1	19.8	18.9	17.1	10.8	10.3	19.5	21.5	24.7	14.7	6.6
Once Every Three Months	38	27	13	11	4		28	18	9	3	1	25	7	7	3	2	27	9
	4.7	4.1	2.8	9.5	7.3		4.1	3.5	9.1	5.6	2.8	4.7	3.3	4.4	4.3	6.1	5.6	3.5
Once a Year	10	3	1	7	3		4	1	5	4	1	6	3	2			8	2
	1.2	0.5	0.3	5.9	5.8		0.6	0.2	5.4	7.9	2.1	1.1	1.3	1.1			1.6	0.8
Never	16	5	1	11	9		5		11	7		2		10	7	4	9	
	2.0	0.7	0.2	9.7	15.9		0.7		11.4	13.6		0.3		6.6	9.4	12.6	1.8	

Table 32

T27. How often do you or someone in your family use the City's trails and open spaces? Even if you only use them during warmer months, please indicate how often you or a family member visit during that time.

	Opinion of 15-Year Extension					Opinion of 20-Year Extension					Opinion of Continuing Tax					Opinion 0.5% Sales Tax					
	TOTAL	Tot Sup	Def Sup	Tot Opp	Def Opp	Und	Tot Sup	Def Sup	Tot Opp	Def Opp	Und	Tot Sup	Def Sup	Tot Opp	Def Opp	Und	Tot Yes	Def Yes	Tot No	Def No	Und
TOTAL	802	599	417	151	106	52	521	340	203	137	78	492	323	222	162	88	513	318	203	113	85
	100.0	100.0	100.0	100.0	100.0	100.0	100.0	100.0	100.0	100.0	100.0	100.0	100.0	100.0	100.0	100.0	100.0	100.0	100.0	100.0	100.0
Daily	318	266	203	35	23	18	243	173	50	31	25	230	161	57	42	32	235	151	52	23	31
	39.7	44.3	48.7	23.2	21.3	34.1	46.5	51.0	24.9	22.9	32.4	46.7	49.8	25.7	25.8	36.0	45.8	47.6	25.5	20.7	36.6
Few Times a Week	313	235	153	59	43	19	205	124	80	53	28	189	117	91	65	33	195	121	75	42	43
	39.0	39.2	36.7	39.2	40.4	36.1	39.3	36.4	39.5	38.7	36.2	38.4	36.3	40.7	39.9	37.9	38.0	38.0	36.7	37.2	50.8
Few Times a Month	106	67	46	28	16	11	55	32	35	22	16	51	34	39	26	16	59	36	40	22	7
	13.2	11.2	11.0	18.3	15.1	22.0	10.6	9.5	17.4	16.0	20.0	10.3	10.5	17.7	16.1	18.2	11.5	11.3	19.8	19.6	8.5
Once Every Three Months	38	23	13	13	10	2	14	10	19	14	4	16	10	20	15	2	18	9	17	9	3
	4.7	3.8	3.0	8.3	9.3	4.0	2.7	2.8	9.6	10.4	5.1	3.3	3.0	8.8	9.5	2.3	3.6	2.7	8.1	7.7	3.2
Once a Year	10	4	1	5	5	1	2		5	5	2	2		5	5	2	2	1	7	6	1
	1.2	0.6	0.3	3.6	5.1	1.4	0.4		2.7	3.9	2.7	0.5		2.4	3.3	2.4	0.5	0.4	3.3	5.0	0.9
Never	16	5	1	10	8	1	2	1	11	10	3	4	1	9	8	3	4		12	10	
	2.0	0.8	0.3	6.6	7.8	2.4	0.4	0.3	5.4	7.3	3.5	0.8	0.3	4.2	4.7	3.1	0.7		6.0	8.8	



Table 33

T24. How long have you lived in Louisville?

	Gender~Marital Status							Age~Gender												
	TOTAL	Men	Men Marr	Men Sing	Wom	Wom Marr	Wom Sing	18-34	35-44	18-44	18-44 Men	18-44 Wom	45-54	55-64	45-64	45-64 Men	45-64 Wom	65+	65+ Men	65+ Wom
TOTAL	802	379	289	80	419	269	132	104	120	225	117	106	152	176	329	154	174	249	108	139
	100.0	100.0	100.0	100.0	100.0	100.0	100.0	100.0	100.0	100.0	100.0	100.0	100.0	100.0	100.0	100.0	100.0	100.0	100.0	100.0
More Than 20 Years	321	143	110	30	177	124	44	18	9	27	14	13	31	97	128	53	75	166	77	88
	40.0	37.8	38.1	36.7	42.2	46.1	33.7	17.3	7.5	12.1	11.7	12.7	20.5	54.9	39.0	34.3	43.1	66.6	70.8	63.4
5-10 Years	110	44	41	3	65	40	22	14	38	52	16	35	28	13	41	21	20	17	7	10
	13.7	11.6	14.2	3.8	15.5	14.8	17.1	13.2	31.8	23.2	14.0	33.3	18.6	7.1	12.4	13.5	11.4	6.9	6.4	7.1
2-5 Years	108	53	44	6	55	31	23	24	32	56	32	24	13	12	25	12	13	27	9	18
	13.5	13.9	15.2	7.9	13.1	11.6	17.5	23.2	26.2	24.8	27.0	22.6	8.5	6.8	7.6	7.9	7.4	11.0	8.2	13.0
10-15 Years	106	53	38	13	53	33	16	8	23	31	20	11	37	20	56	24	32	19	8	11
	13.2	13.9	13.0	16.4	12.7	12.3	12.5	7.7	18.8	13.7	17.3	9.9	24.0	11.2	17.2	15.7	18.4	7.7	7.7	7.7
15-20 Years	97	54	39	15	42	27	13	13	3	16	11	5	37	32	69	38	31	12	5	7
	12.1	14.3	13.4	18.4	10.0	9.9	10.0	12.5	2.4	7.1	9.4	4.4	24.3	18.2	21.0	24.9	17.6	4.7	4.5	4.9
Less Than 2 Years	53	28	17	11	24	12	12	24	16	40	22	17	3	2	6	4	2	8	2	6
	6.6	7.4	5.8	14.2	5.8	4.5	9.3	23.0	13.0	17.6	18.9	15.9	2.1	1.3	1.7	2.4	1.1	3.2	2.2	4.0
Prefer Not to Say	7	4	1	2	3	2		3	0.2	3	2	1	3	1	4	2	2			
	0.9	1.1	0.4	2.5	0.7	0.8		3.1		1.5	1.8	1.2	1.9	0.5	1.1	1.3	1.0			

Table 33

T24. How long have you lived in Louisville?

	Democrat Voters						Unaffiliated Voters						Republican Voters					Other Voters		
	TOTAL	Dem Men	Dem Men	Dem 18-44	Dem 45-64	Dem 65+	Unaf	Unaf Men	Unaf Men	Unaf 18-44	Unaf 45-64	Unaf 65+	Reps	Rep Men	Rep Men	Rep 18-44	Rep 45-64	Rep 65+	Oth Prty	
TOTAL	802	417	173	242	126	170	121	297	161	134	80	130	87	80	42	38	17	24	39	8
	100.0	100.0	100.0	100.0	100.0	100.0	100.0	100.0	100.0	100.0	100.0	100.0	100.0	100.0	100.0	100.0	100.0	100.0	100.0	100.0
More Than 20 Years	321	142	54	87	11	60	70	124	64	60	9	54	61	52	24	28	6	14	33	3
	40.0	33.9	31.1	36.0	8.7	35.4	58.2	41.9	39.7	44.8	11.6	41.6	70.2	64.8	57.5	72.9	32.4	56.3	84.4	34.0
5-10 Years	110	64	22	42	30	25	9	38	19	18	18	15	5	8	3	5	4	1	3	2.4
	13.7	15.5	12.8	17.5	24.1	14.5	7.9	12.7	12.1	13.2	22.5	11.6	5.5	9.4	6.1	13.0	20.5	4.6	7.5	
2-5 Years	108	66	32	33	32	17	17	37	16	20	22	5	10	5	4	1	2	3		1
	13.5	15.7	18.8	13.5	25.3	10.0	13.7	12.4	10.2	15.3	27.2	4.0	11.5	5.9	9.0	2.6	12.0	11.2		9.3
10-15 Years	106	62	29	33	19	30	13	38	20	18	8	26	4	6	4	2	4		2	1
	13.2	14.9	16.8	13.5	15.1	17.5	11.0	12.8	12.3	13.4	9.6	20.1	4.8	7.0	9.4	4.4	23.2		4.4	8.0
15-20 Years	97	50	20	29	6	36	8	37	27	10	10	25	2	7	5	3		6	1	3
	12.1	11.9	11.8	11.8	4.8	21.0	6.4	12.5	16.9	7.3	12.4	19.1	2.8	9.0	10.7	7.1		23.6	3.7	35.7
Less Than 2 Years	53	33	15	17	26	3	3	21	13	7	13	3	5							
	6.6	7.8	8.7	7.1	21.0	1.6	2.8	6.9	8.2	5.3	16.4	2.2	5.2							
Prefer Not to Say	7	1		1	1			2	1	1	0.2	2		3	3		2	1		1
	0.9	0.3		0.5	1.0			0.7	0.6	0.7		1.4		3.9	7.4		12.0	4.3		10.6

Table 33

T24. How long have you lived in Louisville?

	Tenure in Louisville							Familiarity With Parks and Open Space				Parks Division Job Approval				Open Space Division Job Approval			
	TOTAL	Less 2yrs	2 5y	5 10y	10 15y	15 20y	More 20y	Very Fam	Smwt Fam	Not Too	Not All	Tot Apr	Strg Apr	Tot Dis	Strg Dis	Tot Apr	Strg Apr	Tot Dis	Strg Dis
TOTAL	802	53	108	110	106	97	321	506	257	30	9	682	351	62	20	661	348	98	39
	100.0	100.0	100.0	100.0	100.0	100.0	100.0	100.0	100.0	100.0	100.0	100.0	100.0	100.0	100.0	100.0	100.0	100.0	100.0
More Than 20 Years	321						321	219	87	13	1	262	127	36	13	250	115	56	26
	40.0						100.0	43.4	34.0	42.1	13.2	38.4	36.2	58.8	61.4	37.9	33.2	56.6	67.9
5-10 Years	110			110				67	38	2	3	100	45	3	1	92	49	11	3
	13.7			100.0				13.3	14.7	8.0	28.2	14.7	12.8	4.1	4.1	14.0	14.2	10.8	8.9
2-5 Years	108		108					55	47	4	2	91	56	6	3	92	52	8	4
	13.5		100.0					10.8	18.4	14.6	17.6	13.3	15.8	10.3	15.2	13.9	15.0	8.3	10.1
10-15 Years	106				106			67	34	5		91	49	8	1	87	50	13	2
	13.2				100.0			13.3	13.2	15.7		13.4	14.0	13.1	5.7	13.2	14.5	13.7	5.7
15-20 Years	97					97		74	22		1	88	44	6	3	88	47	7	2
	12.1					100.0		14.6	8.6		8.5	12.9	12.5	10.2	12.8	13.3	13.6	7.5	4.4
Less Than 2 Years	53	53						20	25	5	3	45	29			47	32	1	
	6.6	100.0						4.0	9.8	16.6	32.5	6.6	8.3			7.1	9.3	0.9	
Prefer Not to Say	7							3	3	1		5	1	2	0.9	4	1	2	1
	0.9							0.6	1.2	3.0		0.7	0.3	3.6		0.6	0.4	2.3	3.0

Table 33

T24. How long have you lived in Louisville?

	Opinion 0.375% Sales Tax Extension					Informed Opinion 0.375% Sales Tax Extension					City Spends Money Wisely				Opinion of Amount of Open Space			
	TOTAL	Tot Yes	Def Yes	Tot No	Def No	Und	Tot Yes	Def Yes	Tot No	Def No	Und	Tot Agr	Strg Agr	Tot Dis	Strg Dis	Too Much	Right Amt	Not Engh
TOTAL	802	655	471	115	56	31	669	509	99	53	34	535	210	156	69	36	485	247
	100.0	100.0	100.0	100.0	100.0	100.0	100.0	100.0	100.0	100.0	100.0	100.0	100.0	100.0	100.0	100.0	100.0	100.0
More Than 20 Years	321	233	161	75	35	13	243	176	63	30	15	206	74	90	41	20	186	107
	40.0	35.5	34.1	65.3	61.9	40.6	36.3	34.6	64.0	57.1	42.8	38.6	35.1	57.2	59.4	55.6	38.3	43.2
5-10 Years	110	92	70	14	9	4	93	78	13	10	4	83	29	17	8	4	69	30
	13.7	14.0	14.9	12.3	15.2	12.6	14.0	15.4	13.1	19.6	10.7	15.5	13.7	10.7	10.8	10.1	14.3	12.1
2-5 Years	108	96	75	5	3	7	98	73	3	3	6	74	36	6	1	5	66	26
	13.5	14.7	15.9	4.0	6.2	22.4	14.7	14.4	3.5	6.6	17.3	13.9	17.1	3.9	1.6	14.4	13.7	10.7
10-15 Years	106	93	60	11	3	3	93	69	11	1	2	76	32	19	8	3	61	36
	13.2	14.1	12.7	9.4	5.3	9.0	14.0	13.5	10.9	2.4	6.0	14.1	15.1	12.1	10.8	9.7	12.7	14.6
15-20 Years	97	86	62	6	3	4	86	68	5	4	5	70	25	19	8	1	64	32
	12.1	13.2	13.1	5.5	5.6	12.7	12.9	13.3	5.2	8.2	15.5	13.1	11.9	12.0	11.4	1.5	13.2	13.0
Less Than 2 Years	53	53	42				52	43			1	25	15	1		1	35	15
	6.6	8.1	9.0				7.8	8.4			2.4	4.6	7.1	0.8		2.4	7.2	5.9
Prefer Not to Say	7	2	1	4	3	1	2	2	3	3	2	1		5	4	2	3	1
	0.9	0.3	0.3	3.6	5.8	2.7	0.3	0.4	3.3	6.2	5.3	0.2		3.3	6.0	6.2	0.6	0.5

Table 33

T24. How long have you lived in Louisville?

	Opinion of 15-Year Extension					Opinion of 20-Year Extension					Opinion of Continuing Tax					Opinion 0.5% Sales Tax					
	TOTAL	Tot Sup	Def Sup	Tot Opp	Def Opp	Und	Tot Sup	Def Sup	Tot Opp	Def Opp	Und	Tot Sup	Def Sup	Tot Opp	Def Opp	Und	Tot Yes	Def Yes	Tot No	Def No	Und
TOTAL	802	599	417	151	106	52	521	340	203	137	78	492	323	222	162	88	513	318	203	113	85
	100.0	100.0	100.0	100.0	100.0	100.0	100.0	100.0	100.0	100.0	100.0	100.0	100.0	100.0	100.0	100.0	100.0	100.0	100.0	100.0	100.0
More Than 20 Years	321	206	143	89	69	25	173	113	118	89	30	156	106	128	104	36	184	115	106	65	30
	40.0	34.5	34.3	59.0	65.1	48.5	33.2	33.1	58.2	65.0	38.3	31.8	32.8	57.5	63.9	41.6	35.9	36.1	52.3	57.1	35.3
5-10 Years	110	89	62	15	11	6	85	48	17	12	8	78	46	25	14	7	75	43	22	16	13
	13.7	14.9	14.8	9.9	10.8	10.8	16.3	14.2	8.2	9.0	10.6	15.8	14.2	11.2	8.7	8.3	14.7	13.6	10.7	14.0	15.2
2-5 Years	108	94	63	8	4	6	83	51	11	6	14	80	47	12	8	16	74	46	18	7	16
	13.5	15.7	15.1	5.2	4.2	11.2	16.0	15.0	5.3	4.1	17.5	16.2	14.5	5.4	4.7	18.3	14.4	14.4	8.8	6.0	18.6
10-15 Years	106	83	58	19	8	5	71	47	25	13	10	69	46	23	14	15	71	44	24	9	11
	13.2	13.8	13.9	12.5	7.6	9.2	13.6	13.7	12.5	9.7	13.0	13.9	14.2	10.2	8.8	17.2	13.8	13.7	11.9	7.8	12.9
15-20 Years	97	75	49	14	9	7	61	42	24	11	11	61	40	28	19	8	66	37	24	12	6
	12.1	12.6	11.7	9.6	8.4	13.6	11.8	12.2	12.1	8.0	14.0	12.4	12.3	12.5	11.5	8.7	12.9	11.5	11.9	10.8	7.5
Less Than 2 Years	53	49	41	2		3	46	39	3	2	4	46	38	3	1	4	41	33	4	1	9
	6.6	8.2	9.9	1.1		5.0	8.8	11.4	1.7	1.2	5.4	9.4	11.6	1.3	0.5	4.8	7.9	10.3	1.9	0.7	10.4
Prefer Not to Say	7	2	1	4	4	1	2	1	4	4	1	2	1	4	3	1	2	1	5	4	
	0.9	0.4	0.3	2.7	3.9	1.9	0.4	0.4	2.0	3.0	1.2	0.4	0.4	1.9	1.9	1.1	0.4	0.4	2.5	3.6	

Table 34

T26. Using the map of Louisville Wards above, which ward do you live in?

	Gender~Marital Status							Age~Gender												
	TOTAL	Men	Men Marr	Men Sing	Wom	Wom Marr	Wom Sing	18-34	35-44	18-44	18-44 Men	18-44 Wom	45-54	55-64	45-64	45-64 Men	45-64 Wom	65+	65+ Men	65+ Wom
TOTAL	802	379	289	80	419	269	132	104	120	225	117	106	152	176	329	154	174	249	108	139
	100.0	100.0	100.0	100.0	100.0	100.0	100.0	100.0	100.0	100.0	100.0	100.0	100.0	100.0	100.0	100.0	100.0	100.0	100.0	100.0
Ward 3	286	142	111	27	144	97	37	27	40	68	36	31	56	69	125	61	64	93	44	49
	35.7	37.4	38.5	33.9	34.3	36.0	28.1	26.3	33.6	30.2	31.1	29.3	36.7	39.2	38.0	39.9	36.6	37.5	40.5	35.2
Ward 2	262	126	94	29	136	87	46	36	38	74	40	34	53	53	107	46	61	81	40	41
	32.7	33.2	32.5	36.6	32.4	32.3	35.1	34.4	31.8	33.0	34.4	31.8	35.1	30.3	32.5	30.0	34.9	32.6	36.6	29.6
Ward 1	246	108	83	22	135	83	47	39	42	81	40	40	41	52	93	44	47	72	24	48
	30.7	28.6	28.7	28.0	32.2	30.7	35.8	37.7	34.6	36.0	34.6	37.4	27.0	29.4	28.3	28.9	27.2	29.0	21.7	34.3
Prefer Not to Say	8	3	1	1	5	3	1	2		2		2	2	2	4	2	2	2	1	1
	1.0	0.8	0.3	1.5	1.2	1.1	0.9	1.6		0.7		1.6	1.2	1.2	1.2	1.2	1.2	1.0	1.1	0.9

Table 34

T26. Using the map of Louisville Wards above, which ward do you live in?

	Democrat Voters						Unaffiliated Voters						Republican Voters					Other Voters		
	TOTAL	Dem Men	Dem Men	Dem 18-44	Dem 45-64	Dem 65+	Unaf	Unaf Men	Unaf Men	Unaf 18-44	Unaf 45-64	Unaf 65+	Reps	Rep Men	Rep Men	Rep 18-44	Rep 45-64	Rep 65+	Oth Prty	
TOTAL	802	417	173	242	126	170	121	297	161	134	80	130	87	80	42	38	17	24	39	8
	100.0	100.0	100.0	100.0	100.0	100.0	100.0	100.0	100.0	100.0	100.0	100.0	100.0	100.0	100.0	100.0	100.0	100.0	100.0	100.0
Ward 3	286	145	65	79	36	69	40	106	58	48	23	49	34	31	18	13	9	5	16	4
	35.7	34.7	37.7	32.8	28.3	40.5	33.4	35.8	35.9	35.8	28.7	37.9	39.3	38.9	42.7	34.7	54.4	22.2	42.5	46.7
Ward 2	262	130	54	76	42	53	35	96	55	41	24	41	31	34	15	19	8	11	15	2
	32.7	31.2	31.3	31.3	33.1	31.4	28.9	32.5	34.3	30.7	30.5	31.8	35.4	42.4	36.5	48.9	45.6	44.7	39.5	19.5
Ward 1	246	140	51	87	49	47	44	89	47	41	31	37	21	15	9	6		8	7	2
	30.7	33.6	29.8	35.9	38.6	27.6	36.8	30.0	29.2	30.4	38.8	28.7	23.8	18.7	20.8	16.4		33.1	17.9	23.3
Prefer Not to Say	8	2	2			1	1	5	1	4	2	2	1							1
	1.0	0.5	1.2			0.5	1.0	1.7	0.6	3.1	2.1	1.7	1.4							10.6

Table 34

T26. Using the map of Louisville Wards above, which ward do you live in?

	Tenure in Louisville						Familiarity With Parks and Open Space				Parks Division Job Approval				Open Space Division Job Approval				
	TOTAL	Less 2yrs	2 5y	5 10y	10 15y	15 20y	More 20y	Very Fam	Smwt Fam	Not Too	Not All	Tot Apr	Strg Apr	Tot Dis	Strg Dis	Tot Apr	Strg Apr	Tot Dis	Strg Dis
TOTAL	802	53	108	110	106	97	321	506	257	30	9	682	351	62	20	661	348	98	39
	100.0	100.0	100.0	100.0	100.0	100.0	100.0	100.0	100.0	100.0	100.0	100.0	100.0	100.0	100.0	100.0	100.0	100.0	100.0
Ward 3	286	12	31	41	43	30	127	178	97	9	1	241	122	23	7	240	126	30	12
	35.7	22.2	28.6	37.3	40.2	31.4	39.6	35.3	37.9	31.3	9.1	35.4	34.6	36.7	34.8	36.3	36.3	30.4	29.6
Ward 2	262	13	26	36	39	31	115	170	79	10	2	229	120	21	6	216	113	36	16
	32.7	23.7	24.1	32.5	36.4	32.3	36.0	33.7	30.7	33.6	27.1	33.6	34.1	34.2	28.5	32.7	32.4	37.1	40.1
Ward 1	246	29	49	32	24	34	77	152	77	11	6	205	109	16	7	200	108	30	11
	30.7	54.1	45.7	29.0	22.5	35.0	24.1	30.1	30.0	35.0	63.7	30.1	31.0	25.5	36.7	30.3	31.1	30.3	27.8
Prefer Not to Say	8		2	1	1	1	1	5	3			6	1	2		5	1	2	1
	1.0		1.5	1.1	0.8	1.3	0.4	0.9	1.3			0.9	0.3	3.5		0.8	0.3	2.2	2.5



Table 34

T26. Using the map of Louisville Wards above, which ward do you live in?

	Opinion 0.375% Sales Tax Extension					Informed Opinion 0.375% Sales Tax Extension					City Spends Money Wisely				Opinion of Amount of Open Space			
	TOTAL	Tot Yes	Def Yes	Tot No	Def No	Und	Tot Yes	Def Yes	Tot No	Def No	Und	Tot Agr	Strg Agr	Tot Dis	Strg Dis	Too Much	Right Amt	Not Engh
TOTAL	802	655	471	115	56	31	669	509	99	53	34	535	210	156	69	36	485	247
	100.0	100.0	100.0	100.0	100.0	100.0	100.0	100.0	100.0	100.0	100.0	100.0	100.0	100.0	100.0	100.0	100.0	100.0
Ward 3	286	234	169	41	21	11	243	178	31	16	12	195	79	53	23	17	171	84
	35.7	35.7	36.0	35.7	37.4	34.4	36.4	34.9	31.2	30.2	34.3	36.5	37.8	34.1	33.2	46.4	35.2	34.0
Ward 2	262	209	139	42	19	11	211	158	41	22	11	167	66	62	28	11	170	75
	32.7	31.9	29.5	36.4	33.2	34.1	31.5	31.0	41.1	40.9	30.8	31.2	31.3	39.4	41.1	31.7	35.0	30.5
Ward 1	246	208	162	32	17	5	212	173	27	15	6	169	64	37	16	8	138	86
	30.7	31.8	34.4	27.9	29.4	17.2	31.7	33.9	27.7	28.9	18.9	31.5	30.4	23.8	22.7	21.9	28.5	35.1
Prefer Not to Say	8	4	1			5	3	1			5	4	1	4	2		6	1
	1.0	0.5	0.2			14.3	0.4	0.2			16.0	0.7	0.4	2.7	3.0		1.2	0.5

Table 34

T26. Using the map of Louisville Wards above, which ward do you live in?

	Opinion of 15-Year Extension					Opinion of 20-Year Extension					Opinion of Continuing Tax					Opinion 0.5% Sales Tax					
	TOTAL	Tot Sup	Def Sup	Tot Opp	Def Opp	Und	Tot Sup	Def Sup	Tot Opp	Def Opp	Und	Tot Sup	Def Sup	Tot Opp	Def Opp	Und	Tot Yes	Def Yes	Tot No	Def No	Und
TOTAL	802	599	417	151	106	52	521	340	203	137	78	492	323	222	162	88	513	318	203	113	85
	100.0	100.0	100.0	100.0	100.0	100.0	100.0	100.0	100.0	100.0	100.0	100.0	100.0	100.0	100.0	100.0	100.0	100.0	100.0	100.0	100.0
Ward 3	286	217	146	47	32	22	187	119	69	44	31	171	118	78	49	37	180	115	72	36	34
	35.7	36.3	35.1	31.3	29.9	41.7	35.8	35.1	34.0	31.8	39.0	34.8	36.5	35.2	30.3	42.0	35.0	36.0	35.6	31.5	39.8
Ward 2	262	184	133	64	46	14	161	104	79	53	21	153	95	83	63	26	161	97	76	44	25
	32.7	30.8	31.9	42.4	43.2	26.3	30.9	30.5	39.2	38.8	27.4	31.2	29.5	37.3	38.6	29.1	31.4	30.6	37.5	39.1	29.0
Ward 1	246	195	137	38	26	13	171	116	52	38	23	165	109	59	48	22	170	105	52	30	24
	30.7	32.6	32.8	24.9	25.0	25.5	32.8	34.2	25.8	27.9	29.2	33.5	33.7	26.5	29.8	25.1	33.1	33.1	25.4	26.7	28.3
Prefer Not to Say	8	3	1	2	2	3	3	1	2	2	3	3	1	2	2	3	3	1	3	3	2
	1.0	0.4	0.2	1.4	2.0	6.5	0.5	0.3	1.0	1.5	4.3	0.5	0.3	0.9	1.3	3.9	0.5	0.3	1.5	2.7	2.8



## Memorandum

**To:** Open Space Advisory Board  
**From:** Jessamine Fitzpatrick, Member, Open Space Advisory Board  
**Date:** January 11, 2023  
**Re:** Action Item 13: Opportunities to Improve the Property Acquisition Ranking Process

**Purpose:** Vote on proposed changes to the Open Space Advisory Board Property Acquisition Ranking Process.

**Background:**

Since 2007, the Open Space Advisory Board (OSAB) has participated in evaluating parcels for potential City acquisition for the purpose of Open Space land or trail corridors. This OSAB duty is identified in the Home Rule Charter and is an important OSAB function. The recommendations for parcels to be evaluated are generated by OSAB members, City Council members, and City Staff. Evaluation and ranking typically takes place every-other-year, with the most recent exercise having been completed in 2021. The ranking results are shared with City Council for reference when properties within the City become available for sale. The ranking results also inform OSAB’s annual recommendation to City Council for the City’s completion of the Boulder County Property and Trails Request document.

In 2021, several OSAB members indicated a desire to revise the process used by OSAB to rank properties. The purpose of and possible revisions to the process were discussed at the July 13, 2022 and December 14, 2022 OSAB meetings. Please see slides following the January 11, 2023 Staff updates.

At the December 14, 2022, meeting there was consensus among OSAB members to adopt the following changes:

Process Changes

PRIOR PROCESS	FUTURE PROCESS <i>(changes in italics)</i>
<ol style="list-style-type: none"> <li>1. OSAB selects properties &amp; confirms ranking criteria</li> <li>2. Driving tour</li> <li>3. Individual ranking</li> <li>4. Staff tabulation of ranking results</li> <li>5. OSAB discussion &amp; voting</li> </ol>	<ol style="list-style-type: none"> <li>1. <i>OSAB rep meets with City (staff, CMO, Council) and County to understand needs</i></li> <li>2. <i>OSAB selects properties (informed by profile sheets and aerial images for each property) &amp; confirms ranking criteria, including discussion of acquisition</i></li> </ol>

6. Staff memo to City Council	<p><i>strategies (e.g., trail easement, conservation easement, fee acquisition)</i></p> <ol style="list-style-type: none"> <li>3. Driving tour</li> <li>4. Individual ranking</li> <li>5. Staff tabulation of ranking results</li> <li>6. OSAB discussion &amp; voting, <i>including discussion of proactive options / priorities</i></li> <li>7. Staff memo to Council</li> <li>8. <i>OSAB receives copy of memo</i></li> </ol>
-------------------------------	--

Criteria Changes

<b>PRIOR PROCESS</b>	<b>FUTURE PROCESS</b>
<p>List of criteria, all ranked on a scale of 0-2 and given equal weighting in ranking:</p> <p>Resource Values:</p> <ul style="list-style-type: none"> <li>• Vegetation</li> <li>• Wetlands</li> <li>• Riparian Areas</li> <li>• Wildlife Habitat</li> <li>• Connectivity</li> <li>• Open Water</li> <li>• Topo / Geological Significance</li> <li>• Size</li> </ul> <p>Cultural Values:</p> <ul style="list-style-type: none"> <li>• Public Visibility</li> <li>• Scenic</li> <li>• Views</li> <li>• Historical Significance</li> <li>• Agricultural Preservation</li> <li>• Recreation Potential</li> <li>• Existing Condition</li> <li>• Threat of Development</li> <li>• Buffers</li> <li>• Potential for Partners</li> <li>• Undefined Unique Quality</li> <li>• Comprehensive Plan?</li> </ul>	<p>Begin with property profile for each property being ranked. Profile will include a narrative description, as well as objective attributes.</p> <p>Objective Attributes (for property profile)</p> <ul style="list-style-type: none"> <li>• Size</li> <li>• Existence of open water (yes/no)</li> <li>• Existence of riparian areas (yes/no)</li> <li>• Relationship to existing City strategic plans</li> </ul> <p>Following the driving tour, OSAB members will then rank each property on a zero to ten (0-10) scale across three value categories: resource value, user experience, and strategic value. Ranking would be based on the individual members' subjective opinion, informed by their assessment of a group of property attributes (listed below). To be clear, ranking would occur at the category level (resource value, user experience, strategic value), not at the individual attribute level.</p> <p>Resource Value (ranked 0-10, based on the following):</p> <ul style="list-style-type: none"> <li>• Vegetation</li> <li>• Wetlands</li> <li>• Riparian Areas</li> <li>• Wildlife Habitat</li> <li>• Wildlife corridors</li> <li>• Open Water</li> </ul>

	<ul style="list-style-type: none"> <li>• Topo / Geological Significance</li> <li>• Size</li> </ul> <p>User Experience (ranked 0-10, based on the following):</p> <ul style="list-style-type: none"> <li>• Public Visibility</li> <li>• Scenic qualities</li> <li>• Views from property</li> <li>• Historical Significance</li> <li>• Agricultural Preservation</li> <li>• Recreation Potential</li> </ul> <p>Strategic Value (ranked 0-10, based on the following):</p> <ul style="list-style-type: none"> <li>• Trail Connectivity</li> <li>• Existing Condition</li> <li>• Threat of Development</li> <li>• Buffers</li> <li>• Potential for Partners</li> <li>• Undefined Unique Quality</li> <li>• Relationship To Existing City Strategic Plans</li> <li>• Attainability / Feasibility (pending discussion with City Council or CMO in place at the time)</li> </ul>
--	---

**Recommendation:** That OSAB vote to formally approve the changes presented above. Changes would be effective immediately and would be followed during the 2023 Property Acquisition Ranking exercise. Any related documentation, such as property profile templates, ranking forms, and the “City of Louisville Candidate Open Space Category Definitions” document, would be updated by staff as needed prior to the ranking exercise in 2023.

## Property Acquisition Ranking Process, June-September 2023

Laura Denton & Michiko Christiansen

Based on work and board discussion led by Jessamine Fitzpatrick for the January 2023 OSAB meeting.

### **Purpose**

To inform City of Louisville and Boulder County open space and trail acquisition priorities.

### **Process**

1. OSAB determines which properties to evaluate (based on prior rankings, staff-provided property profiles, and discussion) and confirms criteria for evaluation (June, 2023 meeting).
2. Staff lead OSAB on a driving tour to visit selected properties (July/August, 2023 meeting).
3. OSAB members rank properties based on established criteria.
4. Staff tabulate ranking results and share output with OSAB.
5. OSAB votes on final ranking and adds acquisition strategies for each property (August/September, 2023 meeting).
6. Final, approved ranking (with strategies) is then shared with the City Council.

### **Ranking Criteria**

Each board member will rate a parcel from 0-10 on three different scales. These ratings will be combined by staff (average and range) for each property.

- Natural Resource Value (quality of vegetation, presence of wetlands/riparian areas/open water, wildlife habitat, habitat connectivity, topological/geologic significance, size)
- User Experience Value (public visibility, scenery, views, historical/cultural significance, recreation potential, trail potential/connectivity)
- Strategic Value (agricultural preservation, city/county buffers, significance to the City's trail network, potential for partners, threat of development, relevance to Comprehensive Plan/Transportation Master Plan)

These rankings will be paired with the property profiles maintained by staff, which will include "objective attributes" of each parcel, including information like parcel area, ownership, history, a rough description, and suggested management/development recommendations from previous rankings.

### **Looking forward**

For the June Meeting packet:

- Include this document, describing the process agreed to at the January, 2023 meeting.
- Include the City Open Space parcel map with letters for each parcel so board members can consider which properties they would like to visit in person.

- Include the property profiles so the board can review them along with the map.
- Set an Agenda Discussion Item for June Meeting: “Final review of process and property selection for visitation tour.”

For the Property Visit Tour Packet (July or August):

- Include a map of the selected properties.
- Include Property Profiles of the selected properties.
- Include a Property Ranking worksheet for the board members that provides a space for the three ranking criteria for each selected property.

(e.g.)

Parcel	Size (acres)	Natural Resource Value (0-10)	User Experience Value (0-10)	Strategic Value (0-10)	Notes on possible management goals

For the final discussion meeting (August or September):

- Set an Agenda Discussion Item for meeting: “Final consideration of acquisition target properties and preparation of Property Ranking document for City Council.”
- Staff shares the averages and ranges of each ranking criteria for each property.
- The board discusses the results, adjusts ranking as needed, and describes acquisition strategies and management goals for each high/medium priority property.
- The board discusses a final Property Ranking document for City Council, to be prepared by staff or a board member.